连成集团
LIANCHENG GROUP

MD型煤矿用耐磨离心水泵

MD TYPE WEARABLE CENTRIFUGAL MINE WATER PUMP



上海连成（集团）有限公司
SHANGHAI LIANCHENG (GROUP)CO,.LTD.

地址：上海市江桥镇曹安公路3616-3618号
邮编：201812
总机：（021）59138888
传真：（021）59136782
800免费咨询电话： 800-820-5009
400免费咨询电话： 400-188-5009

Address:3616-3618 Caoan Road,Jiangqiao Shanghai
P.C.: 201812
Switchboard: (021) 5913888
Fax: (021) 59136782
800 Free consultation Tel: 800-820-5009
400 Free consultation Tel: 400-188-5009

连成集团微信订阅号

www.lcpumps.com
webmaster@lcpumps.com

版权所有 翻印必究
All rights reserved. Pirate is forbidden.

2018年 第一版 第一次印刷
first printing and first edition in 2017

印刷日期： 2018.01.26
Date of printing : 2017.09.22

上海连成(集团)有限公司，是一家国内著名的研究制造泵、阀和流体输送系统、电气控制系统和环保设备的多元化经营的大型集团企业。

经过十多年的发展，现已拥有五大工业园区，分布于上海、江苏和浙江等经济发达地区，总占地面积达55万平方米，总部设在上海封浜工业园区。旗下拥有上海连成泵业制造有限公司、上海连成电机有限公司、上海连成阀门有限公司、上海连成集团物流有限公司、上海连成集团通用设备安装工程、上海阿美泰克工业设备有限公司、上海连成集团环境工程设备有限公司、上海连成集团苏州股份有限公司等多家全资子公司及控股公司，注册资金达5.8亿元以上，总资产达数十亿元。产品品种现已达三千多种，涵盖水泵、电机、电气柜、阀门、成套设备、机械配件等系列，其产品性价合理，质量可靠，广泛应用于市政、水利、建筑、消防、电力、环保、石油、化工、矿业、医药等领域。集团销售业绩每年均为行业前茅。

集团公司目前拥有大型水泵测试中心、三坐标测量仪、动静平衡测量仪、激光快速成型仪、多功能抛丸机、自动氩弧焊机、大型立车、大型磨床、数控机床集群等各种国内外先进的生产检测设备2000台套以上。现有员工4500余人，大中专

Shanghai Liancheng (Group) Co., Ltd is a domestic well-known large group enterprise and its multiple operations cover the research and production of pumps, valves and fluid transportation systems, electric control systems and environmental protection equipments.

After ten years development, the group holds five industrial parks in Shanghai, Jiangsu and Zhejiang etc. areas where the economy has been greatly developed, covering a total land area of 550 thousand square meters. Its headquarters is located at Fengbang Industrial Park and under it there are several wholly owned subsidiaries and holding companies: Shanghai Liancheng Pump Manufacturing Co. Ltd, Shanghai Liancheng Motor Co. Ltd, Shanghai Liancheng Valve Co. Ltd, Shanghai Liancheng Group Logistics Co. Ltd, Shanghai Liancheng Group General Equipment Installation Engineering, Shanghai Ametek Industrial Equipment Co. Ltd, Shanghai Liancheng Group Environment Engineering Equipment Co. Ltd and Shanghai Liancheng Group Suzhou Co. Ltd, with the registered capital up to 5.38 billion CNY, the total capital up to tens of billion CNY and the product categories up to more than 3000, ranging from water pump, motor, electric cabinet, valve, completed equipment, mechanical accessories etc. series, and, because of the reasonable performance-price and reliable quality, broadly used in the fields of municipal works, water conservancy, architecture, fire-fighting, electric power, environmental protection, petroleum, chemical industry, mining and medicine. The sales incoming of this group ranks first in the industry every year.

The group company now holds a large pump test center, a three-coordinate measurer, a dynamic-static measurer, a quick laser shaping instrument, a multi-functional shot-blasting machine, an automatic argon-arc welder, a large lathe, a large mill, numeral control machine tools etc. more than 2000 sets of various nationwide and world wide advanced production and detection facilities and over

企业简介 CORPORATION OUTLINE

生占72.6%，其中中级职称者475人、高级职称者78人、国家级专家19人、教授6人。每年都投入大量资金用于技术创新、产品开发和设备引进，持有国家专利技术近达600余项，每年均参与大量的国家及行业标准起草及编写工作，涉及水利、化工、消防、城市供水等各领域的产品及技术标准累计达数十部。集团建有完善的销售服务网络，设有30余家分公司及200多个分支机构，拥有一支2800多人的专业销售服务队伍，为广大客户提供专业的技术支持与优良的营销服务。

集团通过了ISO9001、ISO14001、OHSAS18001等国际管理体系认证，全面推行ERP信息化管理；先后获得国家和行业颁发的工业、消防、煤矿、石油化工等重要领域的工业产品生产许可证、CCC中国国家强制性产品认证、CQC产品认证、CE认证、卫生许可批件、MA煤安认证、SMA计量合格认证、节能认证、节水认证、采用国际标准认证、进出口企业资格等生产经营资质；并获得了“国家级创新型企业”、“中国驰名商标”、“上海市著名商标”、“上海市名牌产品”、“中国著名品牌”、“大型企业”、“国家首批水泵节能认证通过企业”、“上海市高新科技企业”、上海“市级企业技术中心”、“上海市知识产权示范企业”、“上海市民营制造业50强”、“上海市百强工业企业”、“国家标准起草单位”、“中国水工业十大民族品牌”等众多的社会荣誉。

随着连成集团的永续经营，连成产品得到了用户广泛认可，目前拥有：国家体育场“鸟巢”、国家大剧院、上海世博工程、首都机场、广州白云机场、上海地铁、西安地铁、沈阳地铁、香港供水工程深圳沙湾泵站、澳门供水工程珠海平岗泵站、黄河灌溉山西夹马口泵站、山西省西范泵站、广东云安六都泵站、黄河小浪底水利工程、宁夏扬黄灌溉工程、鄂尔多斯城市饮水工程、秦山核电、岭奥核电、国电集团、大唐电厂、华能电厂、宝钢、首钢、唐钢、太钢、鞍钢、新疆八一钢铁、大庆油田、青海盐湖钾盐项目、山西焦化、潞安矿业、陕西咸阳化工、中海油惠州炼油项目、清华大学、海尔集团和安哥拉农业排灌工程、缅甸国家农业灌溉项目，以及核电、火电、水电、钢铁、油田、焦化、矿业、化工、炼油等一大批国内、外样板工程。在通用、拜耳、西门子、大众、可口可乐等国际知名企业在中国的工程均采用了连成集团的产品。

连成集团矢志于打造世界顶级流体处理工业企业，秉承永远珍惜人与自然和谐关系、为提高人类生活质量不懈努力的宗旨，为实现“百年连成”远大目标，一直致力于环保型、节能型产品的研发与制造，为民族企业的振兴与发展不懈努力！

水，因连成至高致远……！

4500 staff members, of which 72.6% are graduated from colleges and technical schools, 475 hold a junior title, 78 senior, 19 national experts and 6 professors. Every year this group puts a number of capital for technical innovation, product development and equipment import and, up till now, holds up to 600 national patent technologies and takes part in the draft-out and edition of both national and industrial standards, in total of tens of the product and technical standards covering water conservancy, chemical industry, fire-fighting, city water supply etc. fields. This group has set up a complete sales and service networks, comprised of 30 branches, more than 200 sub-organs and a group of 2800 special salesmen and servicemen, to provide the clients with special technical support and good business services.

Accredited to ISO9001, ISO14001, OHSAS18001 etc. international management system arrivals, this group is striving to implement ERP Information Management and has got the industrial production licenses in industry, fire-fighting, petrochemical, and mining etc. important fields issued by the state and the industry organization and the qualification as an I/E enterprise, been accredited to CCC, CQC product, CE, sanitation permit, MA mine safety, SMA gauging qualification, energy-saving, CCS, adoption of international standard etc. lots of approvals and awarded with the social honors such as: National-grade innovative brand-new enterprise, Chinese Famous Trademark, Shanghai Well-Known Trademark, Products of a famous brand of Shanghai, Famous brand of China A large enterprise, Enterprise in the first lot passing the pump energy-saving approval, A high-tech enterprise of Shanghai, Technical center of the enterprise in the city's level of Shanghai, An example enterprise for the intellectual property of Shanghai, One of the 50 powerful enterprises of Shanghai, One of the private technical enterprises of Shanghai, An enterprise qualified for the draft-out of the national standard, Ten national brands in the water industry of China and so on.

With the steady development of Liancheng Group, the products made therein have been greatly accepted by the users and now available with: the National Studium Birdnest, the National Theatre, Shanghai Expo, the Capital Airport, Guangzhou Baiyun Airport, Shanghai Metro, Shenyang Metro, Xi'an Metro, Hongkong Water Supply Project Shenzhen Shawan Pump Station, Macao Water Supply Project Zhuhai Pinggang Pump Station, Huanghe River Irrigation Shanxi Jiamakou Pump Station, Shanxi Xifan Pump Station, Guangdong Yun'an Liudu Pump Station, Xiaolangdi Water Conservancy Project in Yellow River, Ningxia Yanghuang Irrigation Engineering, E'erduosi City Drinking Project, Qinghai Salt Lake Sylvine Project, Qinshan Nuclear Power, Ling'ao Nuclear Power, National Power Group, Huaneng Power Plant, Datang Power Plant, Baoshan Steel, Capital Steel, Tai Steel, Anshan Steel, Xinjiang Bayi Steel, Daqing Oil Field, Shanxi Coking, Lu'an Mining Industry, Shanxi Xianyang Chemical Industry, China Marine Fuel Huizhou Refinery Project, Tsinghua University, Haier Group and Angola Agriculture Drainage and Irrigation Project, the national agricultural irrigation project of Burma, as well as nuclear power, thermal power, hydro-power, steel-iron, oil field, coking, mining, chemical, refinery, and in the projects set inside of China by GE, Bayer, Siemens, Volkswagen, Coca-cola etc. worldwide famous enterprises.

Liancheng Group has been trying its best to make itself a top fluid treatment enterprise in the world and follow such a concept as cherishing the harmony between human and nature forever and, to improve the people's living level and realize the great goal of a century-lasting Liancheng, making efforts for both development and manufacture of the environmental-protection and energy-saving products and for both promotion and progression of the national enterprises!

Water, flowing high and far to the utmost just because of Liancheng.....

国家工商行政管理总局商标局

商标驰字[2006]第 64 号

关于认定“连成及图”商标为
驰名商标的批复

上海市工商行政管理局：

你局《关于提请上海连成集团有限公司在案件中申请认定“连成及图形”商标为驰名商标的函》及相关材料收悉。

根据《商标法》、《商标法实施条例》及《驰名商标认定和保护规定》的有关规定，经审查研究，认定上海连成（集团）有限公司使用在商标注册范围商品和服务国际分类第 7 类商品上的“连成及图”注册商标为驰名商标。

请你局依据有关法律规定并结合案件具体情况，指导主案机关对相关案件予以处理。

附件：“连成及图”商标图样

中国驰名商标

上海市著名商标证书

上海连成（集团）有限公司：

经审定，你公司注册并使用在水泵商品上的“连成”商标被认定为上海市著名商标，有效期自2009年起至2011年止。

上海市工商行政管理局
二〇〇九年一月

上海市著名商标

证书

授予 上海连成（集团）有限公司

创新型企业

科学技术部 国务院国资委 中华全国总工会

二〇一〇年

国家级创新型企业

目　录

CONTENTS

概 述
Outline　1

执行标准
Adopt standard　1

性能范围
Range of performance　1

型号意义
Model meaning　1

安装高度的计算
Calculation of the erection height　1

结构说明
Description of structure　2

MD型泵所用材质一览表
Table for MD pump material　2

MD型泵结构图
Structural drawing of model MD pump　3

MD型泵主要技术规范
Main technical regime of model MD pump　7

MD型泵的外形及安装尺寸
External and erection dimensions of model MD pump　31

管路损耗参考表
Reference table for pipeline loss　39

概 述 Outline

MD型煤矿用耐磨离心水泵，主要用于煤矿输送清水及固体颗粒含量不大于1.5%的中性矿井水，粒度<0.5毫米，液体的温度不超过80°C，适合于矿山、工厂及城市给排水用。

注：在煤矿井下使用时，须用隔爆型电机！

MD type wearable centrifugal mine waterpump is used to transport the clear water and the neutral liquid of pit water with solid grain≤1.5%. Granularity < 0.5mm. The temperature of the liquid is not over 80°C. The pumps are suitable for water supply and drainage in mines, factories and cities.

Note: When the situation is in the coal mine, explosion proof type motor shall be used.

执行标准 Adopted standard

MT/T114-2005　煤矿用多级离心泵

MT/T114-2005　Wearable mine multi-stage centrifugal pump

性能范围 Range of performance

流量(Q) 25-500 m^3/h
扬程(H) 60-1798 m

Capacity(Q)　25-500m^3/h
Head(H)　60-1798 m

型号意义 Model meaning

MD 280 − 43 (A) (SL) × 3

- 3：泵级数 Pump stage number
- SL：上海连成 Shanghai Liancheng
- A：二次设计 The second design
- 43：泵设计点单级扬程值(m) Single-stage head value at the designed point of the pump(m)
- 280：泵设计点流量值(m^3/h) Capacity value at the designed point of the pump(m^3/h)
- MD：MD型煤矿用耐磨离心泵 MD type wearable centrifugal mine pump

安装高度的计算 Calculation of the erection height

用户在选用水泵时，应考虑泵的安装高度，即被吸液面至水泵轴的垂直距离要小于水泵规定的安装高度，水泵规定的安装高度按下式计算：

Hsz≤Ha-Hv-△Hs-(NPSH)r

式中：Hsz--水泵规定的安装高度(m)
Ha--使用现场条件下的大气压力水头(m)
Hv--抽送液体温度下的汽化压力水头(m)
△Hs--吸入管路损失水头(m)
(NPSH)--性能参数表上给定的必需汽蚀余量值(m)

The erection height of the pump, that is the vertical distance from the sucked liquid surface to the pump shaft should be less than it which should be taken into consideration for users to select the pump, is calculated per the following formula:

Hsz≤Ha-Hv-△Hs-(NPSH)r

Of which:
Hsz-- the erection height set with the pump(m)
Ha--- the head of the atmospheric pressure under the conditions on the spot of use(m)
Hv--- the head of the vapourized pressure under the temperature of the liquid being umped(m)
△Hs-- the lost head of the suck-in pipeline(m)
(NPSH)r-- the necessary value of NPSH given in the table of performance parameters(m)

结构说明 Description of structure

MD型泵主要由定子、转子、轴承和轴封四大部分组成：

1.定子部分 主要由吸入段、中段、吐出段、导叶等组成，用拉紧螺栓将各段夹紧，构成工作室。MD型泵吸入口为水平方向，出口垂直向上。

2.转子部分 主要由轴、叶轮、平衡盘和轴套等组成。轴将动力传递给叶轮使其工作；平衡盘用来平衡轴向力；轴的两端装有可更换的轴套用来保护轴。

3.轴承部分有滚动轴承和滑动轴承两种：

滚动轴承主要由轴承体、轴承和轴承压盖等组成，采用油脂润滑。

滑动轴承主要由轴承体、轴承盖、轴瓦、防尘盘、油位计、甩油环等组成，采用稀油润滑。

4.轴封采用填料密封，主要由进水段和尾盖上的密封函体、填料、挡水圈组成。密封工作室内的液体，起水封、水冷和水润滑作用。水封水来源于泵内压力水。

另外，泵通过弹性柱销联轴器由原动机直接驱动。从原动机端看泵，泵为顺时针方向旋转。

Model MD pump consists of four parts, stator, rotor, bearing and shaft seal:

1.Stator consists of inlet, middle and outlet sections and the guide vane etc., with the take-up bolt tightly clamping all sections to form a working room. The inlet of it stands horizontally while the outlet vertically upward.

2.Rotor consists of the shaft, impeller, balancing disk and muff etc., the shaft passes the power to the impeller to have it work; the balancing disk balances the axial force; and replaceable muff is mounted on both sides of the shaft to protect it.

3.There are rolling and sliding bearings:

The rolling bearing consists of bearing body, bearing and bearing gland and uses grease for lubrication.

The sliding bearing consists of bearing body and cover, liner, dust-proof disk, oil leveller, oil throwing ring etc., and uses thinned oil for lubrication.

4. The shaft is sealed with stuffing and the shaft seal consists of the sealing contents, stuffing, baffle. The liquid in the sealing work-room functions water-sealing, water-cooling and water lubricating and the water for water-sealing comes from the pressure water inside of the pump.

In addition, the pump is directly actuated by the prime mover through the elastic clutch and, viewing from the prime mover, moves CW.

MD型泵所用材质一览表 Table for md pump material

吸入段 Inlet suction	ZG230-450，QT500-7	密封环 Seal-ring	QT500-7 2Cr13
吐出段 Outlet suction	QT500-7	导叶衬套 Guide vane sleeve	
中段 Middle suction	QT500-7	叶轮挡套 Impeller sleeve	2Cr13，45
导叶 Guide vane	QT500-7	平衡套 Balancing sleeve	QT500-7 3Cr13、45
叶轮 Impeller	ZG230-450，QT500-7	平衡环 Balancing ring	35（堆焊钴基合金）
轴 Shaft	40Cr，45，35CrMo	平衡盘 Balancing disk	35（堆焊钴基合金）

以上为泵部件材质基本配置情况，并可根据用户要求进行其它合理配置，以满足用户的特殊要求。
To satisfy requirements for customers. The proper requirements of materials above for pump part can be used according to contracts.

MD型泵结构图 Structural drawing of model MD pump

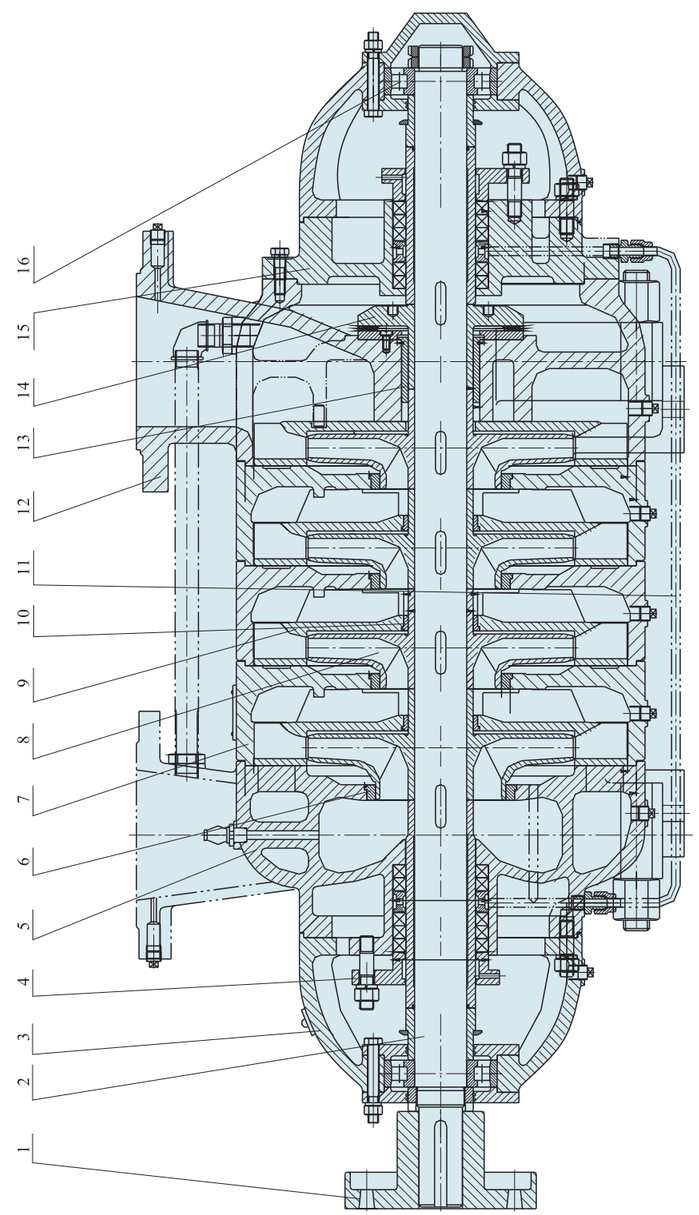

MD25-30(SL)、MD25-50(SL)、MD46-30(SL)、MD46-50(SL)、MD85-45(SL)、MD155-30(SL)、MD280-43(SL)、MD280-65(SL)、MD360-50(SL)、MD450-60(SL)、MD500-57(SL)、MD600-60(SL)、MD720-60(SL)

图一 用滚动轴承支承 Fig.1 Supported with the rolling bearing

1	联轴器部件 Clutch part	3	轴承体部件 Bearing body	5	吸入段 Inlet section	7	中段 Middle-section	9	导叶 Guide vane	11	水封管部件 Water-sealing pipe part	13	平衡套 Balancing sleeve	15	填料函体 Stuffing content
2	轴 Shaft	4	填料压盖 Stuffing gland	6	密封环 Seal-ring	8	叶轮 Impeller	10	导叶套 Guide vane sleeve	12	吐出段 Outlet section	14	平衡盘 Balancing disk	16	轴承 Bearing

MD型泵结构图 Structural drawing of model MD pump

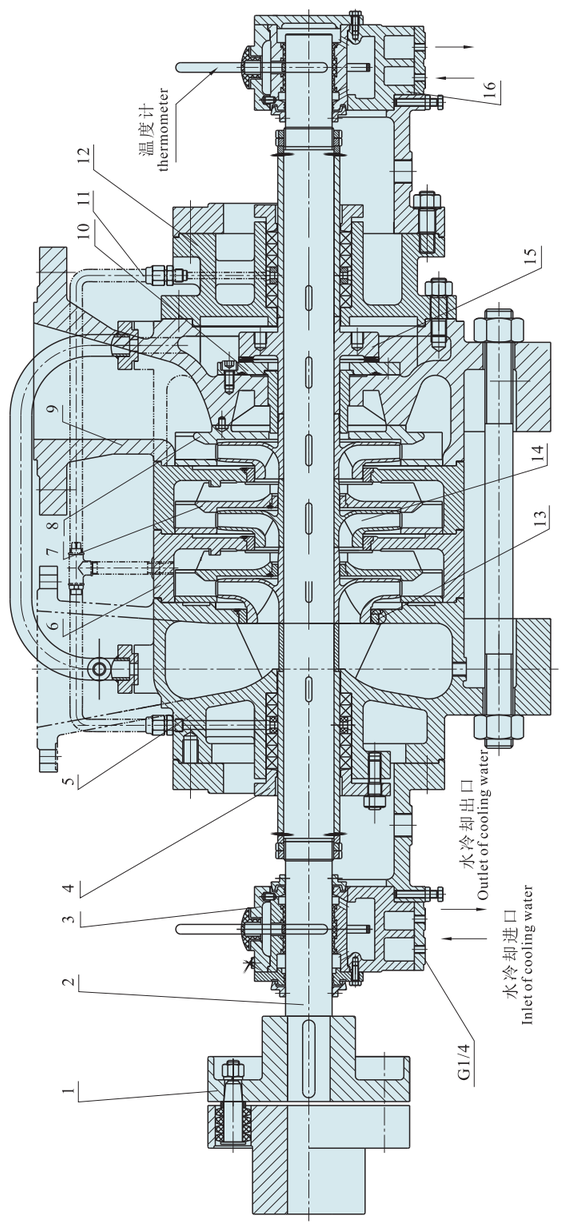

MD85-67(SL)、MD 85-80(SL)、MD150-100(SL)、MD155-67(SL)、MD280-100(SL)

图二 用滑动轴承支承 Fig.2 Supported with the sliding bearing

注：MD85-67(SL)、MD155-67(SL)大于等于7级时为滑动轴承，小于等于6级时用滚动轴承。
Note: the MD85-67 (SL), MD155-67 (SL) is greater than or equal to 7 for sliding bearing, less than or equal to 6 with rolling bearing.

1	联轴器部件 Clutch part	3	前轴承部件 Bearing part	5	吸入段 Inlet section	7	导叶 Guide vane	9	吐出段 Outlet section	11	水封管部件 Water-sealing pipe part	13	密封环 Seal-ring	15	平衡盘 Balancing disk
2	轴 Shaft	4	填料压盖 Stuffing gland	6	中段 Middle-section	8	末级导叶 Final-stage guide vane	10	平衡环 Balancing ring	12	填料函体 Stuffing content	14	叶轮 Impeller	16	后轴承部件 Bearing part

MD型泵结构图 Structural drawing of model MD pump

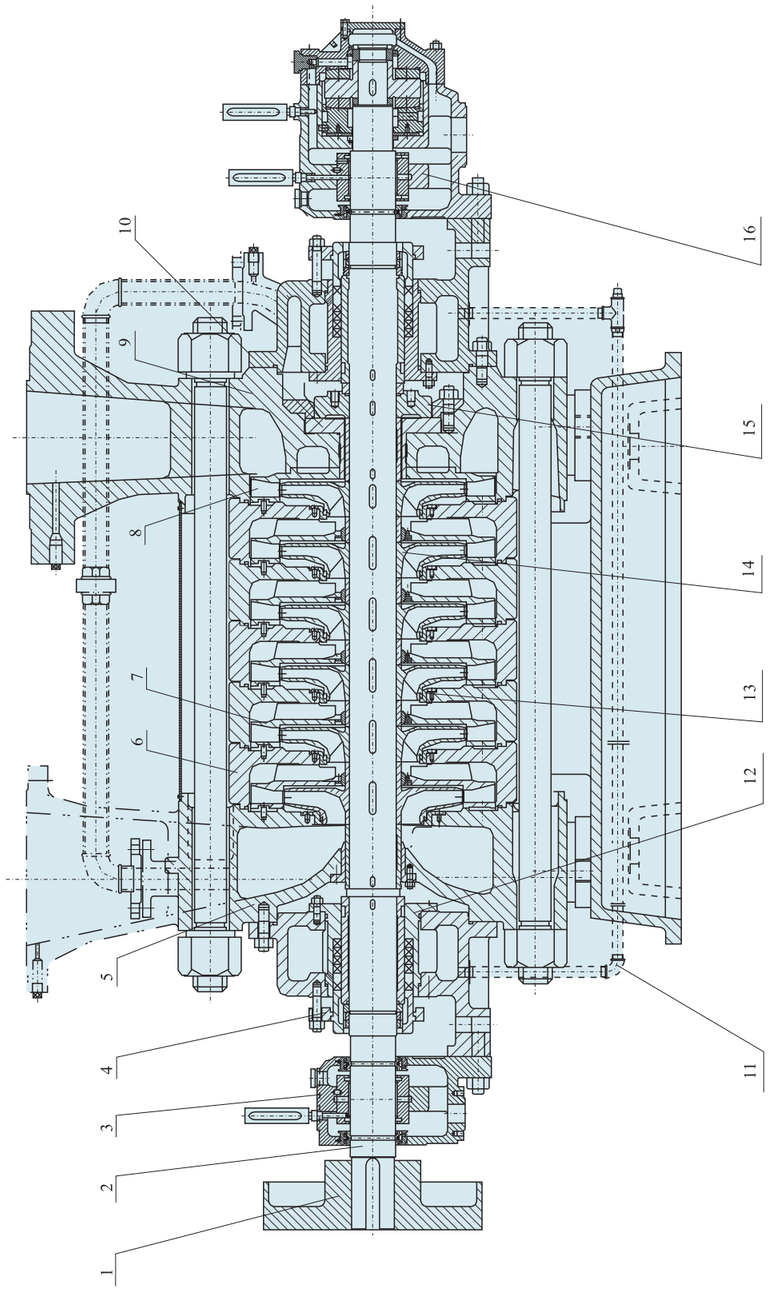

MD250-150(SL)、MD250-150(A)(SL)、MD300-150(A)(SL)

图三 用滑动轴承支承(强制润滑) Fig.3 Supported with the sliding bearing

1	联轴器部件 Clutch part	3	前轴承体部件 Bearing part	5	吸入段 Inlet section	7	导叶 Guide vane	9	吐出段 Outlet section	11	水封管部件 Water-sealing pipe part	13	密封环 Seal-ring	15	平衡盘 Balancing disk
2	轴 Shaft	4	填料压盖部件 Stuffing gland part	6	中段 Middle-section	8	末级导叶 Final-stage guide vane	10	平衡环 Balancing ring	12	填料函体 Stuffing content	14	叶轮 Impeller	16	后轴承部件 Bearing part

MD型泵结构图 Structural drawing of model MD pump

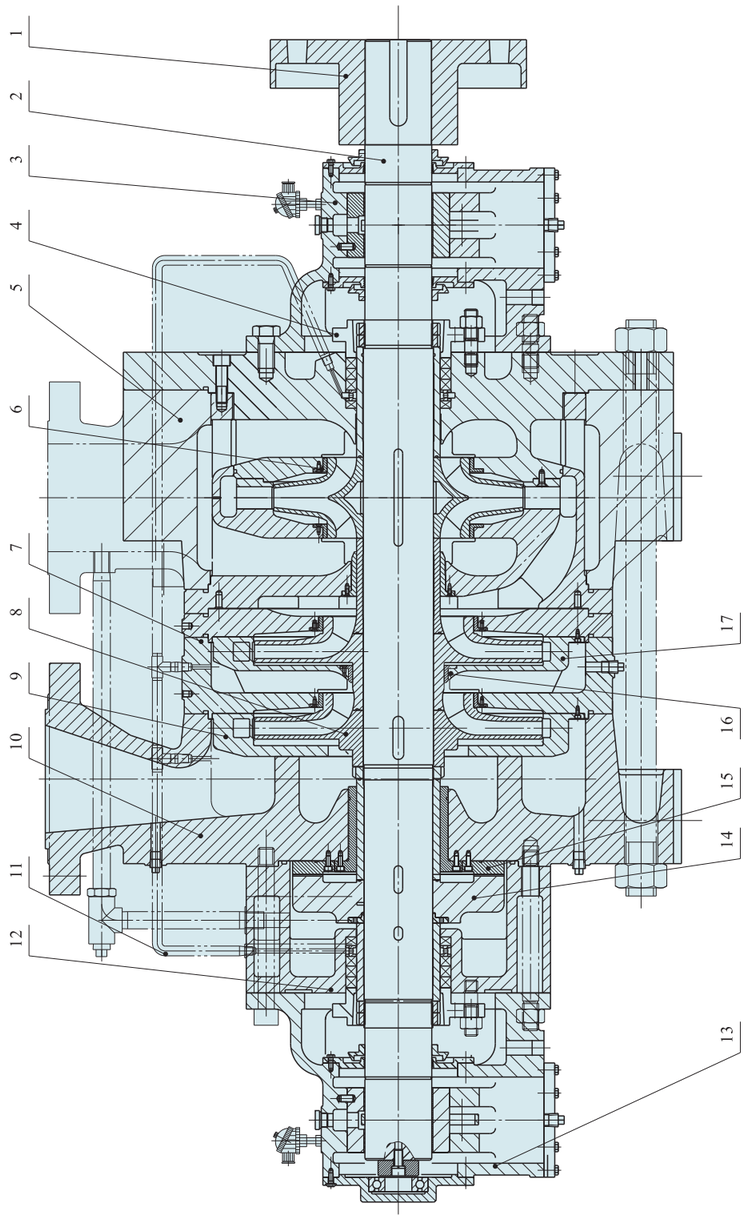

MD420-93(SL)、MDS820-100(SL)、MDS1100-86(SL)

图四 首级叶轮采用双吸叶轮，用滑动轴承支承

Fig.4 Head impeller with double suction impeller, supported with the sliding bearing

1	联轴器部件 Clutch part	3	前轴承部件 Bearing part	5	吸入段 Inlet section	7	中段 Middle-section	9	末级导叶 Final-stage guide vane	11	水封管部件 Water-sealing pipe part	13	后轴承部件 Bearing part	15	平衡环 Balancing ring	17	导叶 Guide vane
2	轴 Shaft	4	填料压盖部件 Stuffing gland part	6	密封环 Seal-ring	8	导叶 Guide vane	10	吐出段 Outlet section	12	填料函体 Stuffing content	14	平衡盘 Balancing disk	16	导叶套 Guide vane set		

MD型泵主要技术规范 Main technical regime of model MD pump

MD25-30(SL)型泵单级性能曲线图 Single-stage performance curve diagram of model MD25-30(SL) pump

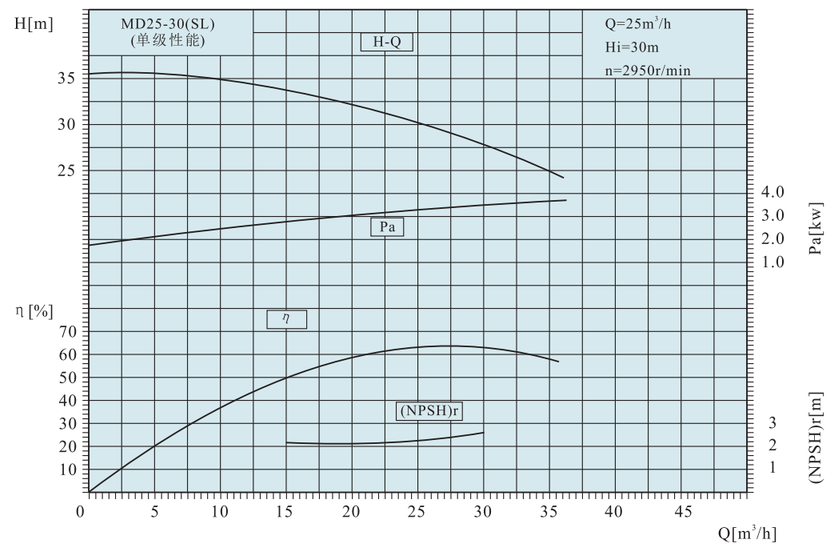

MD25-30(SL)型多级水泵性能表 Performance table of model MD25-30(SL) multi-stage water pump

级数 No of stage	流量 Capacity		扬程 Head	转速 Speed	功率 Power (kW)		效率 Efficiency	必需汽蚀余量 (NPSH)r	重量 Weight
	(m^3/h)	(L/s)	(m)	(r/min)	轴功率 shaft power	电机功率 Motor power	(%)	(m)	(kg)
3	15 25 30	4.17 6.94 8.33	102 90 83	2950	8.33 9.88 10.70	15.0	50 62 63	2.2 2.2 2.6	175
4	15 25 30	4.17 6.94 8.33	136 120 110	2950	11.11 13.10 14.26	18.5	50 62 63	2.2 2.2 2.6	192
5	15 25 30	4.17 6.94 8.33	170 150 138	2950	13.89 16.47 17.83	22.0	50 62 63	2.2 2.2 2.6	209
6	15 25 30	4.17 6.94 8.33	204 180 165	2950	16.67 19.77 21.40	30.0	50 62 63	2.2 2.2 2.6	226
7	15 25 30	4.17 6.94 8.33	238 210 193	2950	19.44 23.10 24.96	30.0	50 62 63	2.2 2.2 2.6	243
8	15 25 30	4.17 6.94 8.33	272 240 220	2950	22.22 26.40 28.53	37.0	50 62 63	2.2 2.2 2.6	260
9	15 25 30	4.17 6.94 8.33	306 270 248	2950	25.00 29.65 32.10	37.0	50 62 63	2.2 2.2 2.6	277
10	15 25 30	4.17 6.94 8.33	340 300 275	2950	27.80 32.90 35.70	45.0	50 62 63	2.2 2.2 2.6	294

MD型泵主要技术规范 Main technical regime of model MD pump

MD25-50(SL)型泵单级性能曲线图 Single-stage performance curve diagram of model MD25-50(SL) pump

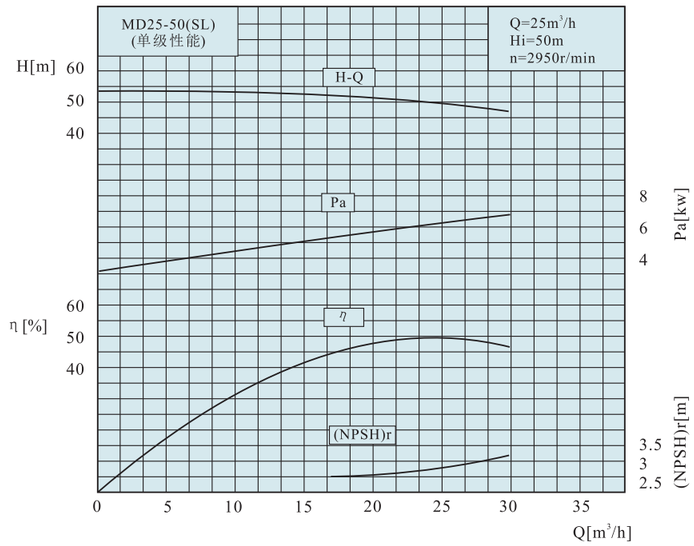

MD25-50(SL)型多级水泵性能表 Performance table of model MD25-50(SL) multi-stage water pump

级数 No of stage	流量 Capacity (m³/h)	流量 Capacity (L/s)	扬程 Head (m)	转速 Speed (r/min)	功率 Power (kW) 轴功率 shaft power	功率 Power (kW) 电机功率 Motor power	效率 Efficiency (%)	必需汽蚀余量 (NPSH)r (m)	重量 Weight (kg)
3	15 25 30	4.17 6.94 8.33	154.5 150 144	2950	15.78 18.91 20.64	22	42 48 46	2.5 2.8 3.2	290
4	15 25 30	4.17 6.94 8.33	206 200 192	2950	21.04 25.22 27.5	30	42 48 46	2.5 2.8 3.2	310
5	15 25 30	4.17 6.94 8.33	257.5 250 240	2950	26.2 31.52 34.40	37	42 48 46	2.5 2.8 3.2	330
6	15 25 30	4.17 6.94 8.33	309 300 288	2950	31.56 37.82 41.28	45	42 48 46	2.5 2.8 3.2	355
7	15 25 30	4.17 6.94 8.33	380.5 350 336	2950	38.86 44.1 48.16	55	42 48 46	2.5 2.8 3.2	372
8	15 25 30	4.17 6.94 8.33	412 400 384	2950	42 50.45 55.04	75	42 48 46	2.5 2.8 3.2	390
9	15 25 30	4.17 6.94 8.33	463.5 450 432	2950	47.33 56.74 61.92	75	42 48 46	2.5 2.8 3.2	415
10	15 25 30	4.17 6.94 8.33	515 500 480	2950	52.59 63.04 68.8	75	42 48 46	2.5 2.8 3.2	433
11	15 25 30	4.17 6.94 8.33	566 550 528	2950	57.8 69.3 75.68	90	42 48 46	2.5 2.8 3.2	450
12	15 25 30	4.17 6.94 8.33	618 600 576	2950	63.11 75.65 82.56	110	42 48 46	2.5 2.8 3.2	468

MD型泵主要技术规范 Main technical regime of model MD pump

MD46-30(SL)型泵单级性能曲线图 Single-stage performance curve diagram of model MD46-30(SL) pump

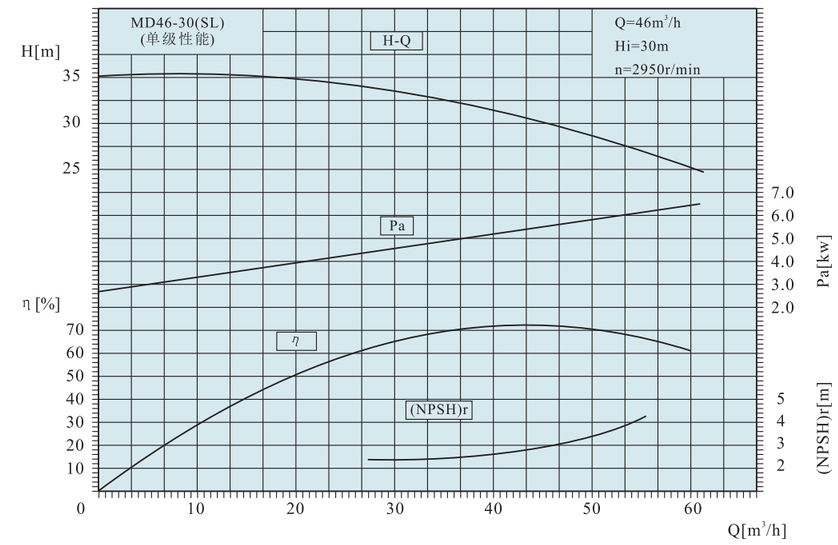

MD46-30(SL)型多级水泵性能表 Performance table of model MD46-30(SL) multi-stage water pump

级数 No of stage	流量 Capacity (m³/h)	流量 Capacity (L/s)	扬程 Head (m)	转速 Speed (r/min)	功率 Power (kW) 轴功率 shaft power	功率 Power (kW) 电机功率 Motor power	效率 Efficiency (%)	必需汽蚀余量 (NPSH)r (m)	重量 Weight (kg)
3	30 46 55	8.33 12.8 15.3	102 90 81	2950	13.02 16.11 17.84	22	64 70 68	2.4 3.0 4.6	180
4	30 46 55	8.33 12.8 15.3	136 120 108	2950	17.36 21.48 23.79	30	64 70 68	2.4 3.0 4.6	197
5	30 46 55	8.33 12.8 15.3	170 150 135	2950	21.7 26.85 29.74	37	64 70 68	2.4 3.0 4.6	214
6	30 46 55	8.33 12.8 15.3	204 180 162	2950	26.04 32.21 35.68	37	64 70 68	2.4 3.0 4.6	231
7	30 46 55	8.33 12.8 15.3	238 210 189	2950	30.38 37.58 41.63	45	64 70 68	2.4 3.0 4.6	248
8	30 46 55	8.33 12.8 15.3	274 240 216	2950	34.72 42.95 47.58	55	64 70 68	2.4 3.0 4.6	265
9	30 46 55	8.33 12.8 15.3	306 270 243	2950	39.06 48.32 53.53	55	64 70 68	2.4 3.0 4.6	282
10	30 46 55	8.33 12.8 15.3	340 300 270	2950	43.4 53.69 59.47	75	64 70 68	2.4 3.0 4.6	299

MD型泵主要技术规范 Main technical regime of model MD pump

MD46-50(SL)型泵单级性能曲线图 Single-stage performance curve diagram of model MD46-50(SL) pump

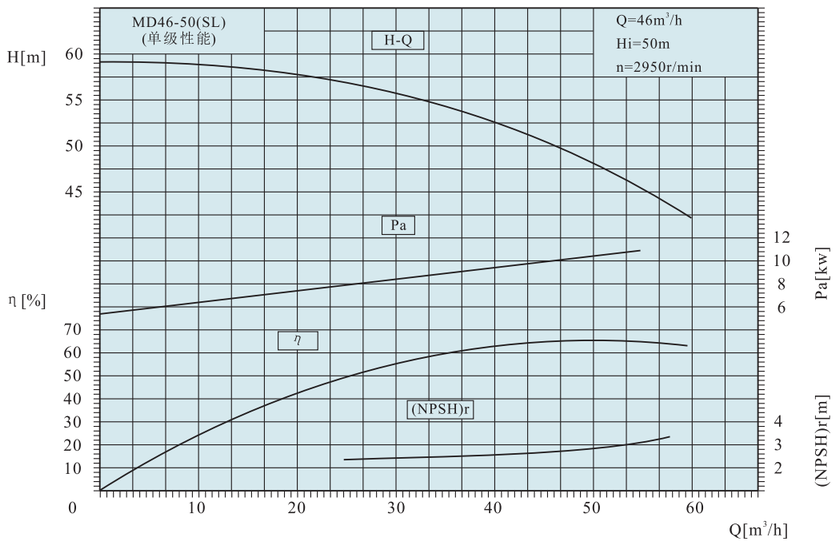

MD46-50(SL)型多级水泵性能表 Performance table of model MD46-50(SL) multi-stage water pump

级数 No of stage	流量 Capacity		扬程 Head	转速 Speed	功率 Power (kW)		效率 Efficiency	必需汽蚀余量 (NPSH)r	重量 Weight
	(m^3/h)	(L/s)	(m)	(r/min)	轴功率 shaft power	电机功率 Motor power	(%)	(m)	(kg)
3	30 46 55	8.33 12.8 15.3	166.5 150 138	2950	25.19 29.83 32.3	37	54 63 64	2.5 2.8 3.2	264
4	30 46 55	8.33 12.8 15.3	222 200 184	2950	33.59 39.77 43.06	45	54 63 64	2.5 2.8 3.2	285
5	30 46 55	8.33 12.8 15.3	277.5 250 230	2950	41.98 49.72 53.83	55	54 63 64	2.5 2.8 3.2	307
6	30 46 55	8.33 12.8 15.3	330 300 276	2950	50.38 59.65 64.59	75	54 63 64	2.5 2.8 3.2	327
7	30 46 55	8.33 12.8 15.3	388.5 350 322	2950	58.78 69.6 75.36	90	54 63 64	2.5 2.8 3.2	348
8	30 46 55	8.33 12.8 15.3	440 400 368	2950	67.18 79.54 86.12	90	54 63 64	2.5 2.8 3.2	373
9	30 46 55	8.33 12.8 15.3	499.5 450 414	2950	75.57 89.48 96.89	110	54 63 64	2.5 2.8 3.2	390
10	30 46 55	8.33 12.8 15.3	555 500 460	2950	83.97 99.42 107.66	110	54 63 64	2.5 2.8 3.2	411
11	30 46 55	8.33 12.8 15.3	610.5 550 506	2950	92.37 109.36 118.42	132	54 63 64	2.5 2.8 3.2	432
12	30 46 55	8.33 12.8 15.3	666 600 552	2950	100.8 119.3 129.2	132	54 63 64	2.5 2.8 3.2	452

MD型泵主要技术规范 Main technical regime of model MD pump

MD85-45(SL)型泵单级性能曲线图 Single-stage performance curve diagram of model MD85-45(SL) pump

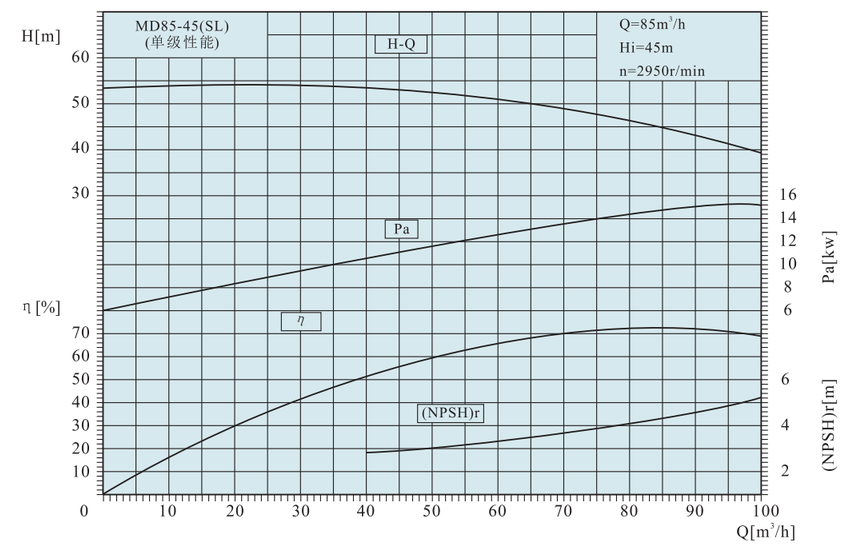

MD85-45(SL)型多级水泵性能表 Performance table of model MD85-45(SL) multi-stage water pump

级数 No of stage	流量 Capacity		扬程 Head	转速 Speed	功率 Power (kW)		效率 Efficiency	必需汽蚀余量 (NPSH)r	重量 Weight
	(m^3/h)	(L/s)	(m)	(r/min)	轴功率 shaft power	电机功率 Motor power	(%)	(m)	(kg)
2	55 85 100	15.3 23.6 27.8	102 90 78	2950	24.25 28.94 30.35	37	63 72 70	3.2 4.2 5.2	199
3	55 85 100	15.3 23.6 27.8	153 135 117	2950	36.38 43.4 45.53	55	63 72 70	3.2 4.2 5.2	224
4	55 85 100	15.3 23.6 27.8	204 180 156	2950	48.5 57.87 60.7	75	63 72 70	3.2 4.2 5.2	250
5	55 85 100	15.3 23.6 27.8	255 225 195	2950	60.63 72.34 75.86	90	63 72 70	3.2 4.2 5.2	275
6	55 85 100	15.3 23.6 27.8	306 270 234	2950	72.75 86.81 91.04	110	63 72 70	3.2 4.2 5.2	300
7	55 85 100	15.3 23.6 27.8	357 315 273	2950	84.88 101.3 106.2	132	63 72 70	3.2 4.2 5.2	326
8	55 85 100	15.3 23.6 27.8	408 360 312	2950	97.0 115.7 121.4	132	63 72 70	3.2 4.2 5.2	351
9	55 85 100	15.3 23.6 27.8	459 405 351	2950	109.1 130.2 136.6	160	63 72 70	3.2 4.2 5.2	376

MD型泵主要技术规范 Main technical regime of model MD pump

MD85-67(SL)型泵单级性能曲线图 Single-stage performance curve diagram of model MD85-67(SL) pump

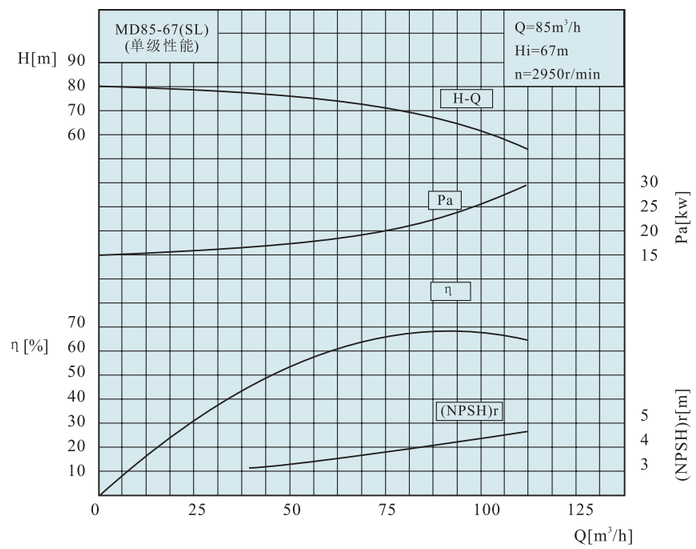

MD85-67(SL)型多级水泵性能表 Performance table of model MD85-67(SL) multi-stage water pump

级数 No of stage	流量 Capacity (m³/h)	流量 Capacity (L/s)	扬程 Head (m)	转速 Speed (r/min)	功率 Power (kW) 轴功率 shaft power	功率 Power (kW) 电机功率 Motor power	效率 Efficiency (%)	必需汽蚀余量 (NPSH)r (m)	重量 Weight (kg)
3	55 85 100	15.3 23.6 27.8	222 201 183	2950	58.3 68.4 73.3	90	57 68 68	3.3 4.0 4.4	952
4	55 85 100	15.3 23.6 27.8	296 268 244	2950	77.8 91.2 97.8	110	57 68 68	3.3 4.0 4.4	1024
5	55 85 100	15.3 23.6 27.8	370 335 305	2950	97.3 114 122.2	132	57 68 68	3.3 4.0 4.4	1145
6	55 85 100	15.3 23.6 27.8	444 402 366	2950	116.7 136.9 146.7	160	57 68 68	3.3 4.0 4.4	1435
7	55 85 100	15.3 23.6 27.8	518 469 427	2950	136.2 159.6 171.1	200	57 68 68	3.3 4.0 4.4	1558
8	55 85 100	15.3 23.6 27.8	592 536 488	2950	155.6 182.4 195.5	220	57 68 68	3.3 4.0 4.4	1700
9	55 85 100	15.3 23.6 27.8	666 603 549	2950	175.1 205.2 220.0	250	57 68 68	3.3 4.0 4.4	1860

MD型泵主要技术规范 Main technical regime of model MD pump

MD85-80(SL)型泵单级性能曲线图 Single-stage performance curve diagram of model MD85-80(SL) pump

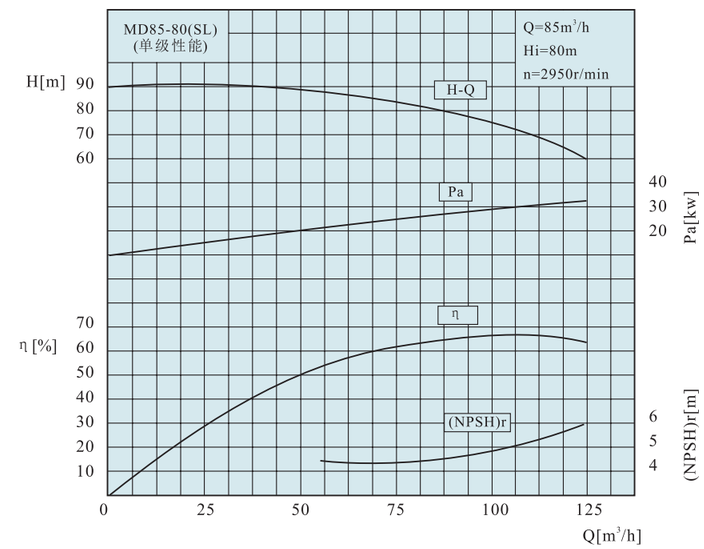

MD85-80(SL)型多级水泵性能表 Performance table of model MD85-80(SL) multi-stage water pump

级数 No of stage	流量 Capacity (m³/h)	流量 Capacity (L/s)	扬程 Head (m)	转速 Speed (r/min)	功率 Power (kW) 轴功率 shaft power	功率 Power (kW) 电机功率 Motor power	效率 Efficiency (%)	必需汽蚀余量 (NPSH)r (m)	重量 Weight (kg)
3	54 85 108	15.0 23.6 30.0	264 240 210	2950	73.2 85.4 93.5	110	53 65 66	4.5 4.4 5.3	900
4	54 85 108	15.0 23.6 30.0	352 320 280	2950	97.6 113.9 124.7	132	53 65 66	4.5 4.4 5.3	1060
5	54 85 108	15.0 23.6 30.0	440 400 350	2950	122.0 142.3 160.0	160	53 65 66	4.5 4.4 5.3	1220
6	54 85 108	15.0 23.6 30.0	528 480 420	2950	146.4 170.8 187.1	200	53 65 66	4.5 4.4 5.3	1380
7	54 85 108	15.0 23.6 30.0	616 560 490	2950	170.9 199.3 218.4	250	53 65 66	4.5 4.4 5.3	1540
8	54 85 108	15.0 23.6 30.0	704 640 560	2950	195.3 227.8 249.6	280	53 65 66	4.5 4.4 5.3	1700
9	54 85 108	15.0 23.6 30.0	792 720 630	2950	219.8 256.3 280.7	315	53 65 66	4.5 4.4 5.3	1860
10	54 85 108	15.0 23.6 30.0	880 800 700	2950	244.2 284.8 311.9	355	53 65 66	4.5 4.4 5.3	2020
11	54 85 108	15.0 23.6 30.0	968 880 770	2950	268.6 313.2 343	400	53 65 66	4.5 4.4 5.3	2180
12	54 85 108	15.0 23.6 30.0	1056 960 840	2950	292.8 341.7 374.3	400	53 65 66	4.5 4.4 5.3	2340

MD型泵主要技术规范 Main technical regime of model MD pump

MD150-100(SL)型泵单级性能曲线图 Single-stage performance curve diagram of model MD150-100(SL) pump

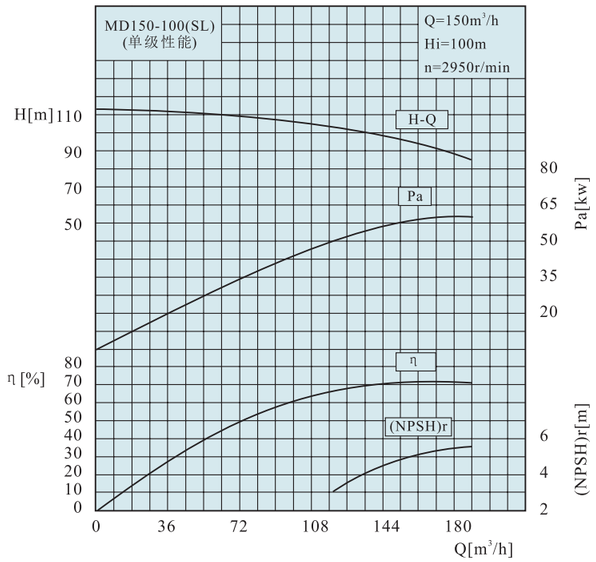

MD150-100(SL)型多级水泵性能表 Performance table of model MD150-100(SL) multi-stage water pump

级数 No of stage	流量 Capacity		扬程 Head	转速 Speed	功率 Power (kW)		效率 Efficiency	必需汽蚀余量 (NPSH)r	重量 Weight
	(m³/h)	(L/s)	(m)	(r/min)	轴功率 shaft power	电机功率 Motor power	(%)	(m)	(kg)
3	120 150 180	33.3 41.7 50.0	315 300 270	2950	153 175 184	220	67 70 72	3.4 4.8 5.5	880
4	120 150 180	33.3 41.7 50.0	420 400 360	2950	205 234 245	280	67 70 72	3.4 4.8 5.5	1050
5	120 150 180	33.3 41.7 50.0	525 500 450	2950	256 292 306	355	67 70 72	3.4 4.8 5.5	1220
6	120 150 180	33.3 41.7 50.0	630 600 540	2950	307 353 368	450	67 70 72	3.4 4.8 5.5	1390
7	120 150 180	33.3 41.7 50.0	735 700 630	2950	358 412 429	500	67 70 72	3.4 4.8 5.5	1560
8	120 150 180	33.3 41.7 50.0	840 800 720	2950	409 470 491	560	67 70 72	3.4 4.8 5.5	1730
9	120 150 180	33.3 41.7 50.0	945 900 810	2950	460 530 552	630	67 70 72	3.4 4.8 5.5	1900
10	120 150 180	33.3 41.7 50.0	1050 1000 900	2950	511 588 613	710	67 70 72	3.4 4.8 5.5	2070

MD型泵主要技术规范 Main technical regime of model MD pump

MD155-30(SL)型泵单级性能曲线图 Single-stage performance curve diagram of model MD155-30(SL) pump

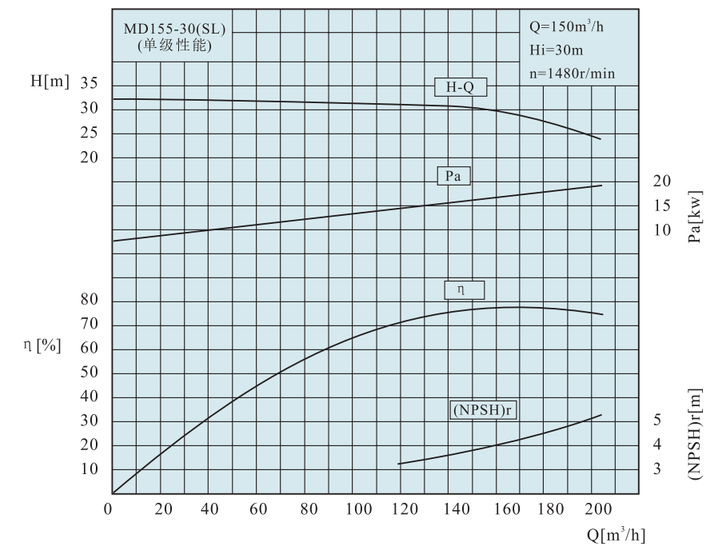

MD155-30(SL)型多级水泵性能表 Performance table of model MD155-30(SL) multi-stage water pump

级数 No of stage	流量 Capacity		扬程 Head	转速 Speed	功率 Power (kW)		效率 Efficiency	必需汽蚀余量 (NPSH)r	重量 Weight
	(m³/h)	(L/s)	(m)	(r/min)	轴功率 shaft power	电机功率 Motor power	(%)	(m)	(kg)
2	119 155 190	33 43 53	64 60 54	1480	28.76 32.84 36.68	55	72.0 77.0 76.5	3.2 3.9 4.8	490
3	119 155 190	33 43 53	96 90 81	1480	43.14 49.26 55.02	75	72.0 77.0 76.5	3.2 3.9 4.8	560
4	119 155 190	33 43 53	128 120 108	1480	57.52 65.68 73.36	90	72.0 77.0 76.5	3.2 3.9 4.8	630
5	119 155 190	33 43 53	160 150 135	1480	71.90 82.10 91.70	110	72.0 77.0 76.5	3.2 3.9 4.8	700
6	119 155 190	33 43 53	192 180 162	1480	86.28 98.52 110.04	132	72.0 77.0 76.5	3.2 3.9 4.8	770
7	119 155 190	33 43 53	224 210 189	1480	100.66 114.97 128.38	160	72.0 77.0 76.5	3.2 3.9 4.8	840
8	119 155 190	33 43 53	256 240 216	1480	115.04 131.36 146.72	160	72.0 77.0 76.5	3.2 3.9 4.8	910
9	119 155 190	33 43 53	288 270 243	1480	129.42 147.78 165.06	200	72.0 77.0 76.5	3.2 3.9 4.8	980
10	119 155 190	33 43 53	320 300 270	1480	143.80 164.20 183.40	200	72.0 77.0 76.5	3.2 3.9 4.8	1050

MD型泵主要技术规范 Main technical regime of model MD pump

MD155-67(SL)型泵单级性能曲线图 Single-stage performance curve diagram of model MD155-67(SL) pump

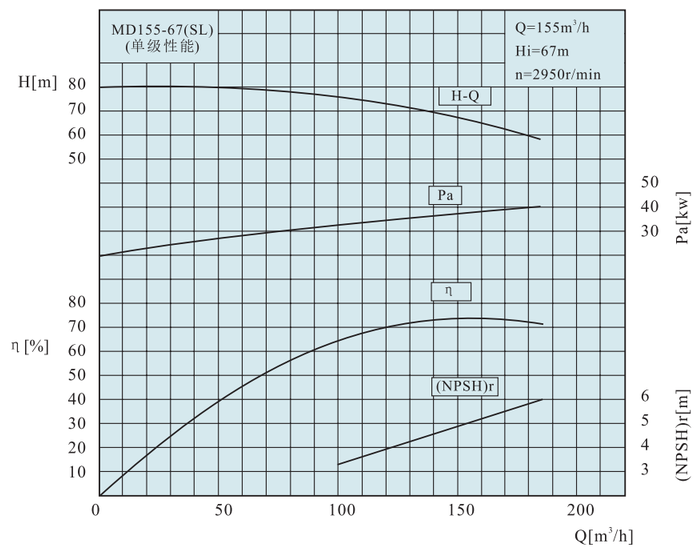

MD155-67(SL)型多级水泵性能表 Performance table of model MD155-67(SL) multi-stage water pump

级数 No of stage	流量 Capacity (m³/h)	流量 Capacity (L/s)	扬程 Head (m)	转速 Speed (r/min)	功率 Power (kW) 轴功率 shaft power	功率 Power (kW) 电机功率 Motor power	效率 Efficiency (%)	必需汽蚀余量 (NPSH)r (m)	重量 Weight (kg)
3	100 155 185	27.8 43 51.4	228 201 177	2950	97.0 114.7 123.9	132	64 74 72	3.2 5.0 6.6	952
4	100 155 185	27.8 43 51.4	304 268 236	2950	129.4 152.9 165.1	200	64 74 72	3.2 5.0 6.6	1024
5	100 155 185	27.8 43 51.4	380 335 295	2950	161.7 191.1 206.4	220	64 74 72	3.2 5.0 6.6	1145
6	100 155 185	27.8 43 51.4	456 402 354	2950	194 229.3 247.7	280	64 74 72	3.2 5.0 6.6	1435
7	100 155 185	27.8 43 51.4	532 469 413	2950	226.4 267.5 289	355	64 74 72	3.2 5.0 6.6	1558
8	100 155 185	27.8 43 51.4	608 536 472	2950	258.7 305.7 330.3	355	64 74 72	3.2 5.0 6.6	1700
9	100 155 185	27.8 43 51.4	684 603 531	2950	291.1 344 371.6	450	64 74 72	3.2 5.0 6.6	1860

MD型泵主要技术规范 Main technical regime of model MD pump

MD250-150(SL)型泵单级性能曲线图 Single-stage performance curve diagram of model MD250-150(SL) pump

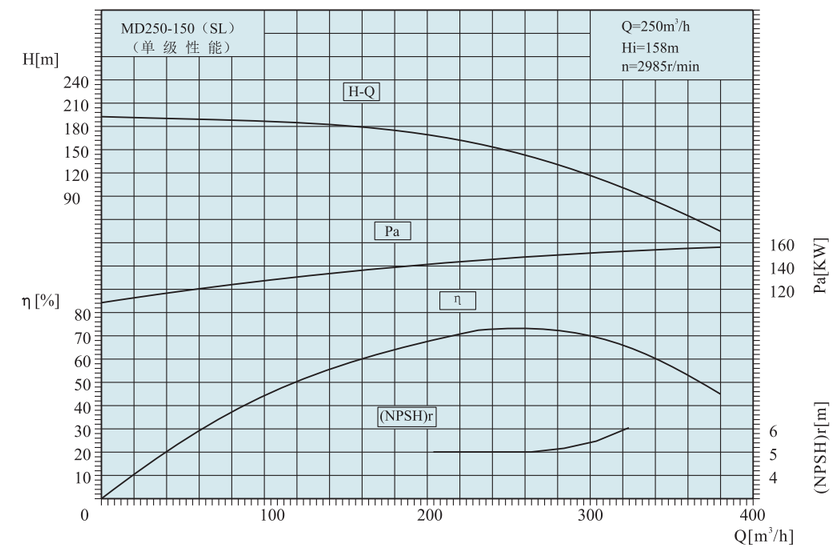

MD250-150(SL)型多级水泵性能表 Performance table of model MD250-150(SL) multi-stage water pump

级数 No of stage	流量 Capacity (m³/h)	流量 Capacity (L/s)	扬程 Head (m)	转速 Speed (r/min)	功率 Power (kW) 轴功率 shaft power	功率 Power (kW) 电机功率 Motor power	效率 Efficiency (%)	必需汽蚀余量 (NPSH)r (m)	重量 Weight (kg)
5	234 250 277	65 69 77	813 790 745	2985	730 742 760	900	71 72 74	5	3000
6	234 250 277	65 69 77	976 949 894	2985	876 891 912	1000	71 72 74	5	3300
7	234 250 277	65 69 77	1138 1107 1043	2985	1021 1040 1064	1250	71 72 74	5	3600
8	234 250 277	65 69 77	1301 1265 1192	2985	1168 1188 1216	1400	71 72 74	5	3900
9	234 250 277	65 69 77	1464 1423 1341	2985	1314 1337 1368	1600	71 72 74	5	4200
10	234 250 277	65 69 77	1627 1581 1490	2985	1460 1485 1520	1800	71 72 74	5	4500
11	234 250 277	65 69 77	1790 1740 1640	2985	1606 1634 1673	2000	71 72 74	5	4800

须配稀油站

MD型泵主要技术规范 Main technical regime of model MD pump

MD250-150(A)(SL)型泵单级性能曲线图 Single-stage performance curve diagram of model MD250-150(A)(SL) pump

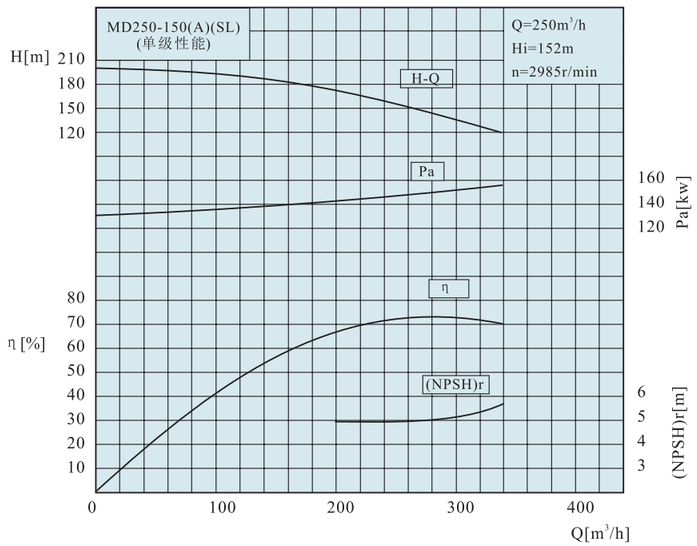

MD250-150(A)(SL)型多级水泵性能表 Performance table of model MD250-150(A)(SL) multi-stage water pump

级数 No of stage	流量 Capacity		扬程 Head (m)	转速 Speed (r/min)	功率 Power (kW)		效率 Efficiency (%)	必需汽蚀余量 (NPSH)r (m)	重量 Weight (kg)
	(m^3/h)	(L/s)			轴功率 shaft power	电机功率 Motor power			
5	234 250 277	65 69 77	800 764 725	2985	718 718 740	900	71 72 74	5	3000
6	234 250 277	65 69 77	960 917 870	2985	862 861 888	1000	71 72 74	5	3300
7	234 250 277	65 69 77	1120 1070 1015	2985	1005 1005 1036	1250	71 72 74	5	3600
8	234 250 277	65 69 77	1280 1222 1160	2985	1149 1149 1184	1400	71 72 74	5	3900
9	234 250 277	65 69 77	1440 1375 1305	2985	1292 1292 1332	1600	71 72 74	5	4200
10	234 250 277	65 69 77	1600 1528 1450	2985	1436 1445 1480	1800	71 72 74	5	4500
11	234 250 277	65 69 77	1760 1681 1595	2985	1580 1580 1628	2000	71 72 74	5	4800

须配稀油站

MD型泵主要技术规范 Main technical regime of model MD pump

MD280-43(SL)型泵单级性能曲线图 Single-stage performance curve diagram of model MD280-43(SL) pump

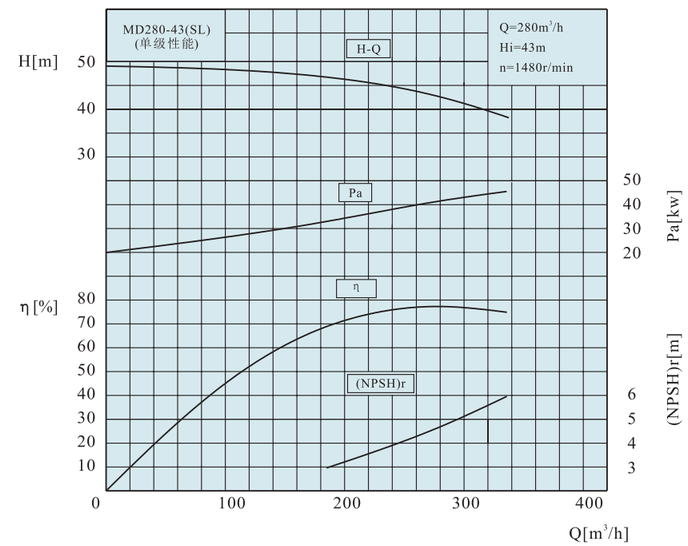

MD280-43(SL)型多级水泵性能表 Performance table of model MD280-43(SL) multi-stage water pump

级数 No of stage	流量 Capacity		扬程 Head (m)	转速 Speed (r/min)	功率 Power (kW)		效率 Efficiency (%)	必需汽蚀余量 (NPSH)r (m)	重量 Weight (kg)
	(m^3/h)	(L/s)			轴功率 shaft power	电机功率 Motor power			
2	185 280 335	51.4 77.8 93.1	94 86 76	1480	68.6 85.2 92.4	110	69 77 75	3.0 4.7 6.0	667
3	185 280 335	51.4 77.8 93.1	141 129 114	1480	103.0 127.7 138.7	160	69 77 75	3.0 4.7 6.0	787
4	185 280 335	51.4 77.8 93.1	188 172 152	1480	137.3 170.3 184.9	200	69 77 75	3.0 4.7 6.0	907
5	185 280 335	51.4 77.8 93.1	235 215 190	1480	171.6 212.9 231.1	250	69 77 75	3.0 4.7 6.0	1027
6	185 280 335	51.4 77.8 93.1	282 258 228	1480	205.9 255.5 277.3	315	69 77 75	3.0 4.7 6.0	1147
7	185 280 335	51.4 77.8 93.1	329 301 266	1480	240.2 298.1 323.6	355	69 77 75	3.0 4.7 6.0	1267
8	185 280 335	51.4 77.8 93.1	376 344 304	1480	274.5 340.7 369.8	400	69 77 75	3.0 4.7 6.0	1387
9	185 280 335	51.4 77.8 93.1	423 387 342	1480	308.9 383.2 416.0	450	69 77 75	3.0 4.7 6.0	1507

MD型泵主要技术规范 Main technical regime of model MD pump

MD280-65(SL)型泵单级性能曲线图 Single-stage performance curve diagram of model MD280-65(SL) pump

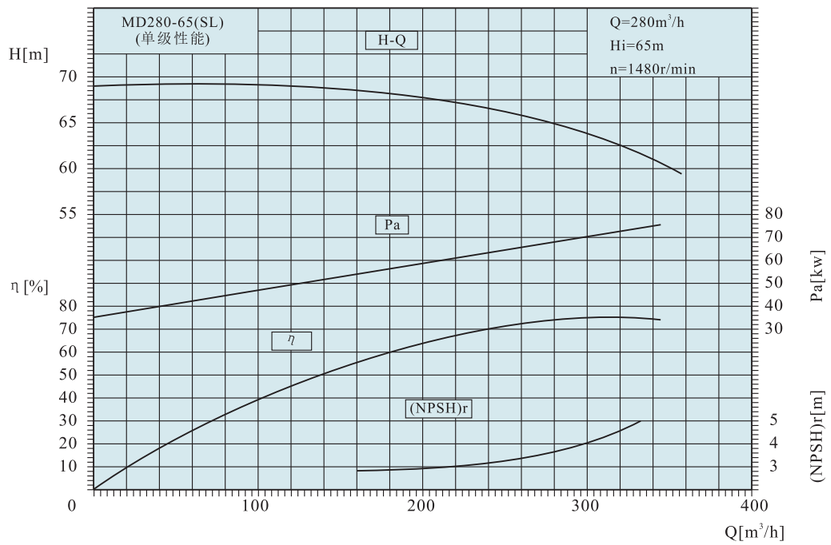

MD280-65(SL)型多级水泵性能表 Performance table of model MD280-65(SL) multi-stage water pump

级数 No of stage	流量 Capacity		扬程 Head (m)	转速 Speed (r/min)	功率 Power (kW)		效率 Efficiency (%)	必需汽蚀余量 (NPSH)r (m)	重量 Weight (kg)
	(m³/h)	(L/s)			轴功率 shaft power	电机功率 Motor power			
6	185	51.4	408	1480	337.0	500	61	2.8	1552
	280	77.8	390		407.4		73	3.7	
	335	93.1	372		452.5		75	5.0	
7	185	51.4	476	1480	393.1	560	61	2.8	1734
	280	77.8	455		475.3		73	3.7	
	335	93.1	434		528.0		75	5.0	
8	185	51.4	544	1480	449.3	630	61	2.8	1916
	280	77.8	520		543.2		73	3.7	
	335	93.1	496		603.3		75	5.0	
9	185	51.4	612	1480	505.5	800	61	2.8	2098
	280	77.8	585		611.1		73	3.7	
	335	93.1	558		678.8		75	5.0	
10	185	51.4	680	1480	561.6	900	61	2.8	2280
	280	77.8	650		679.0		73	3.7	
	335	93.1	620		754.2		75	5.0	

MD型泵主要技术规范 Main technical regime of model MD pump

MD280-100(SL)型泵单级性能曲线图 Single-stage performance curve diagram of model MD280-100(SL) pump

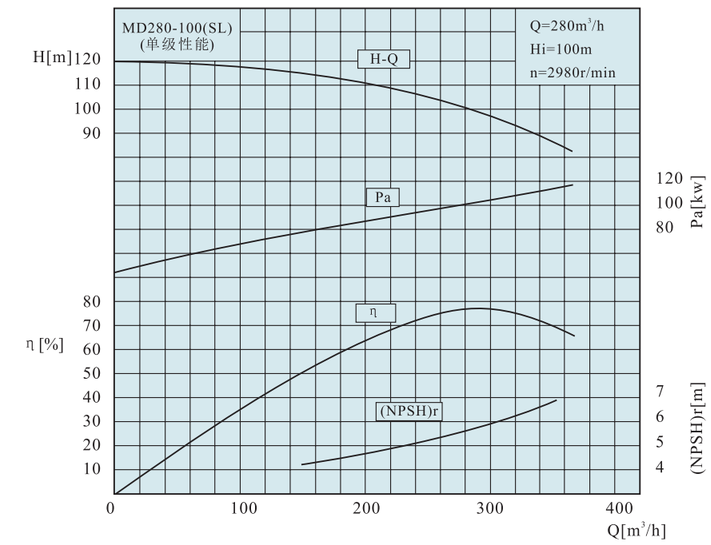

MD280-100(SL)型多级水泵性能表 Performance table of model MD280-100(SL) multi-stage water pump

级数 No of stage	流量 Capacity		扬程 Head (m)	转速 Speed (r/min)	功率 Power (kW)		效率 Efficiency (%)	必需汽蚀余量 (NPSH)r (m)	重量 Weight (kg)
	(m³/h)	(L/s)			轴功率 shaft power	电机功率 Motor power			
2	250	69.4	210	2980	193.2	250	74	5.1	1338
	280	77.8	200		198.0		77	5.6	
	300	83.3	196		207.8		77	5.9	
3	250	69.4	315	2980	289.6	400	74	5.1	1404
	280	77.8	300		296.9		77	5.6	
	300	83.3	294		311.8		77	5.9	
4	250	69.4	420	2980	386.3	500	74	5.1	1470
	280	77.8	400		396.3		77	5.6	
	300	83.3	392		416.2		77	5.9	
5	250	69.4	525	2980	483.3	630	74	5.1	1563
	280	77.8	500		495.4		77	5.6	
	300	83.3	490		520.3		77	5.9	
6	250	69.4	630	2980	580.2	710	74	5.1	1656
	280	77.8	600		594.5		77	5.6	
	300	83.3	588		624.2		77	5.9	
7	250	69.4	735	2980	676.6	900	74	5.1	1749
	280	77.8	700		693.6		77	5.6	
	300	83.3	686		728.3		77	5.9	
8	250	69.4	840	2980	773.3	1000	74	5.1	1842
	280	77.8	800		792.7		77	5.6	
	300	83.3	784		832.3		77	5.9	
9	250	69.4	945	2980	869.9	1120	74	5.1	1935
	280	77.8	900		891.8		77	5.6	
	300	83.3	882		936.3		77	5.9	
10	250	69.4	1050	2980	966.6	1250	74	5.1	2028
	280	77.8	1000		990.8		77	5.6	
	300	83.3	980		1040.4		77	5.9	

MD型泵主要技术规范 Main technical regime of model MD pump

MD300-150(SL)型泵单级性能曲线图 Single-stage performance curve diagram of model MD300-150(SL) pump

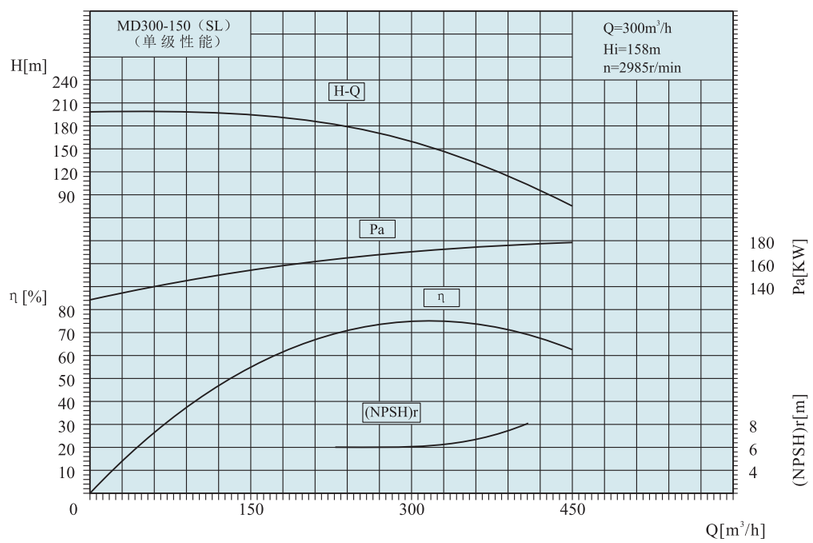

MD300-150(SL)型多级水泵性能表 Performance table of model MD300-150(SL) multi-stage water pump

级数 No of stage	流量 Capacity		扬程 Head (m)	转速 Speed (r/min)	功率 Power (kW)		效率 Efficiency (%)	必需汽蚀余量 (NPSH)r (m)	重量 Weight (kg)
	(m^3/h)	(L/s)			轴功率 shaft power	电机功率 Motor power			
5	270 300 360	75 83.5 100	800 790 745	2985	795 843.7 936.4	1120	74 76.5 78	6	3000
6	270 300 360	75 83.5 100	960 948 894	2985	954 1012.4 1123.6	1250	74 76.5 78	6	3300
7	270 300 360	75 83.5 100	1120 1106 1043	2985	1113 1181.2 1311	1400	74 76.5 78	6	3600
8	270 300 360	75 83.5 100	1280 1264 1192	2985	1272 1350 1498.2	1600	74 76.5 78	6	3900
9	270 300 360	75 83.5 100	1440 1422 1341	2985	1431 1518.6 1685.5	1800	74 76.5 78	6	4200
10	270 300 360	75 83.5 100	1600 1580 1490	2985	1590 1687.4 1872.8	2000	74 76.5 78	6	4500
11	270 300 360	75 83.5 100	1760 1738 1639	2985	1749 1856 2060	2240	74 76.5 78	6	4800

须配稀油站

MD型泵主要技术规范 Main technical regime of model MD pump

MD300-150(A)(SL)型泵单级性能曲线图 Single-stage performance curve diagram of model MD300-150(A)(SL) pump

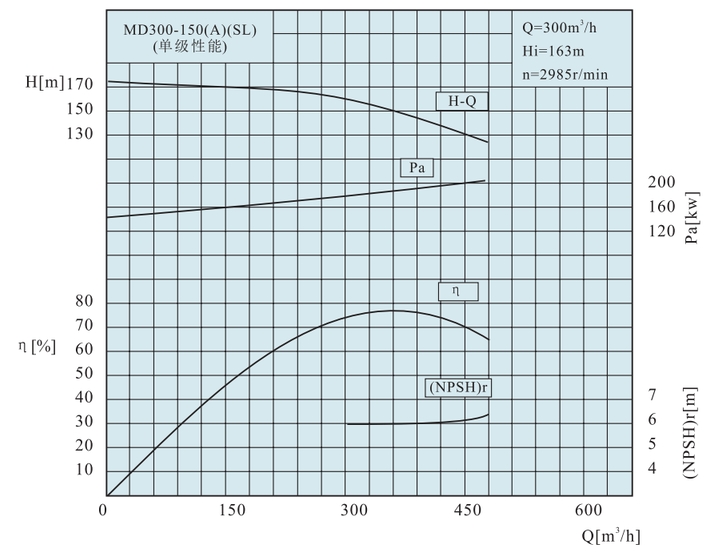

MD300-150(A)(SL)型多级水泵性能表 Performance table of model MD300-150(A)(SL) multi-stage water pump

级数 No of stage	流量 Capacity		扬程 Head (m)	转速 Speed (r/min)	功率 Power (kW)		效率 Efficiency (%)	必需汽蚀余量 (NPSH)r (m)	重量 Weight (kg)
	(m^3/h)	(L/s)			轴功率 shaft power	电机功率 Motor power			
5	270 300 360	75 83.5 100	824 813 750	2985	819 868 943	1120	74 76.5 78	6	3000
6	270 300 360	75 83.5 100	988 976 900	2985	983 1042 1131	1250	74 76.5 78	6	3300
7	270 300 360	75 83.5 100	1153 1139 1050	2985	1146 1216 1320	1400	74 76.5 78	6	3600
8	270 300 360	75 83.5 100	1318 1302 1200	2985	1310 1390 1508	1600	74 76.5 78	6	3900
9	270 300 360	75 83.5 100	1483 1464 1350	2985	1474 1564 1697	1800	74 76.5 78	6	4200
10	270 300 360	75 83.5 100	1648 1627 1500	2985	1637 1738 1885	2000	74 76.5 78	6	4500
11	270 300 360	75 83.5 100	1812 1798 1650	2985	1800 1911 2073	2240	74 76.5 78	6	4800

须配稀油站

MD型泵主要技术规范 Main technical regime of model MD pump

MD360-50(SL)型泵单级性能曲线图 Single-stage performance curve diagram of model MD360-50(SL) pump

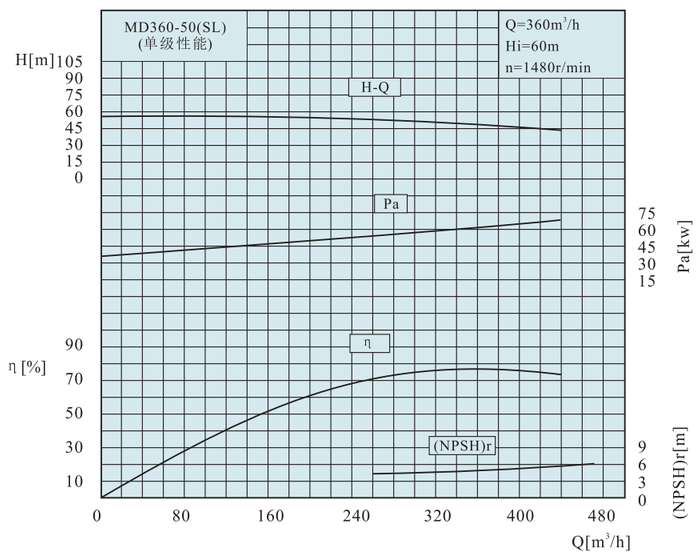

MD360-50(SL)型多级水泵性能表 Performance table of model MD360-50(SL) multi-stage water pump

级数 No of stage	流量 Capacity (m³/h)	流量 Capacity (L/s)	扬程 Head (m)	转速 Speed (r/min)	功率 Power (kW) 轴功率 shaft power	功率 Power (kW) 电机功率 Motor power	效率 Efficiency (%)	必需汽蚀余量 (NPSH)r (m)	重量 Weight (kg)
2	300 360 440	83.3 100 122.2	106 100 92	1480	115.5 125.8 147	160	75 78 75	4.65 4.7 5.4	676
3	300 360 440	83.3 100 122.2	159 150 138	1480	173.3 188.6 220.6	250	75 78 75	4.65 4.7 5.4	807
4	300 360 440	83.3 100 122.2	212 200 184	1480	231 251.5 294.2	355	75 78 75	4.65 4.7 5.4	938
5	300 360 440	83.3 100 122.2	265 250 230	1480	288.8 314.4 367.7	400	75 78 75	4.65 4.7 5.4	1069
6	300 360 440	83.3 100 122.2	318 300 276	1480	346.6 377.3 441.2	500	75 78 75	4.65 4.7 5.4	1200
7	300 360 440	83.3 100 122.2	371 350 322	1480	404.3 440.2 514.7	630	75 78 75	4.65 4.7 5.4	1331
8	300 360 440	83.3 100 122.2	424 400 368	1480	462.2 503 588.3	710	75 78 75	4.65 4.7 5.4	1462
9	300 360 440	83.3 100 122.2	477 450 414	1480	520 566 661.8	800	75 78 75	4.65 4.7 5.4	1593
10	300 360 440	83.3 100 122.2	530 500 460	1480	577.7 628.8 735.4	800	75 78 75	4.65 4.7 5.4	1724
11	300 360 440	83.3 100 122.2	583 550 506	1480	635.4 692 809	900	75 78 75	4.65 4.7 5.4	1855
12	300 360 440	83.3 100 122.2	636 600 552	1480	693.2 754.6 882.4	1000	75 78 75	4.65 4.7 5.4	1986

MD型泵主要技术规范 Main technical regime of model MD pump

MD420-93(SL)型泵单级性能曲线图 Single-stage performance curve diagram of model MD420-93(SL) pump

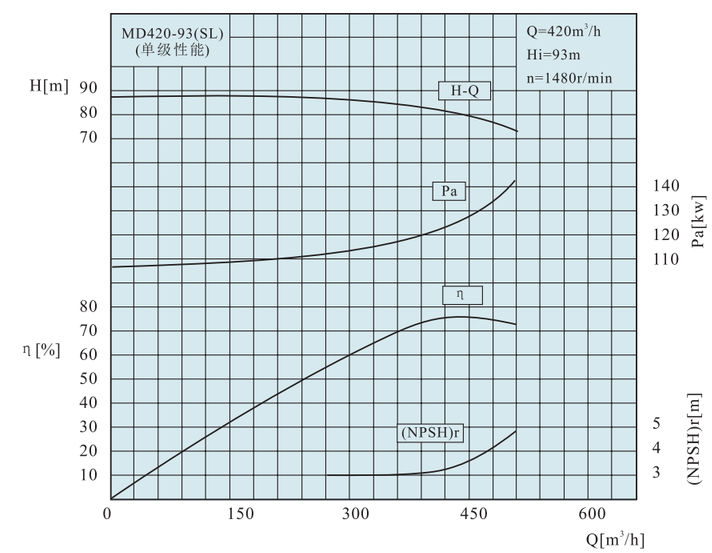

MD420-93(SL)型多级水泵性能表 Performance table of model MD420-93(SL) multi-stage water pump

级数 No of stage	流量 Capacity (m³/h)	流量 Capacity (L/s)	扬程 Head (m)	转速 Speed (r/min)	功率 Power (kW) 轴功率 shaft power	功率 Power (kW) 电机功率 Motor power	效率 Efficiency (%)	必需汽蚀余量 (NPSH)r (m)	重量 Weight (kg)
2	360 420 480	100 117 134	168.3 163.6 154.7	1480	239 246.1 269.5	315	69 76 75	3.0 3.2 4.2	4000
3	360 420 480	100 117 134	267.3 260.3 245.7	1480	379.8 391.7 428.2	450	69 76 75	3.0 3.2 4.2	4400
4	360 420 480	100 117 134	366.3 356.7 336.7	1480	520.5 536.8 586.8	630	69 76 75	3.0 3.2 4.2	4800
5	360 420 480	100 117 134	465.3 453.1 427.7	1480	661.1 681.9 745.4	800	69 76 75	3.0 3.2 4.2	5200
6	360 420 480	100 117 134	564.3 549.5 518.7	1480	801.8 827 904.1	1000	69 76 75	3.0 3.2 4.2	5600
7	360 420 480	100 117 134	663.3 645.9 609.7	1480	942.5 972.1 1062.7	1120	69 76 75	3.0 3.2 4.2	6100
8	360 420 480	100 117 134	762.3 742.3 700.7	1480	1083.1 1117.2 1221.3	1250	69 76 75	3.0 3.2 4.2	6500
9	360 420 480	100 117 134	861.3 838.3 791.7	1480	1223.8 1262.2 1379.9	1400	69 76 75	3.0 3.2 4.2	6900
10	360 420 480	100 117 134	960.3 935.1 882.7	1480	1036.5 1408.3 1538.5	1600	69 76 75	3.0 3.2 4.2	7300
11	360 420 480	100 117 134	1059.3 1031.5 973.7	1480	1505.1 1552.4 1697.1	1800	69 76 75	3.0 3.2 4.2	7700
12	360 420 480	100 117 134	1153.3 1127.9 1064.7	1480	1645.8 1697.5 1855.7	2000	69 76 75	3.0 3.2 4.2	8100

MD型泵主要技术规范 Main technical regime of model MD pump

MD450-60(SL)型泵单级性能曲线图 Single-stage performance curve diagram of model MD450-60(SL) pump

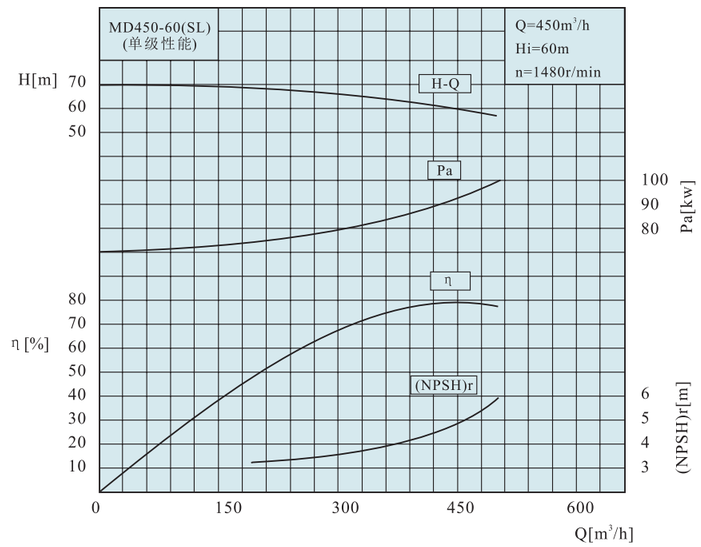

MD450-60(SL)型多级水泵性能表 Performance table of model MD450-60(SL) multi-stage water pump

级数 No of stage	流量 Capacity		扬程 Head	转速 Speed	功率 Power (kW)		效率 Efficiency	必需汽蚀余量 (NPSH)r	重量 Weight
	(m³/h)	(L/s)	(m)	(r/min)	轴功率 shaft power	电机功率 Motor power	(%)	(m)	(kg)
2	335 450 500	93.1 125 139	130 120 114	1480	164.7 186.0 199.0	250	72 79 78	3.8 4.9 6.0	1500
3	335 450 500	93.1 125 139	195 180 170	1480	247.1 279.2 298.5	355	72 79 78	3.8 4.9 6.0	1750
4	335 450 500	93.1 125 139	260 240 228	1480	329.4 372.3 398	450	72 79 78	3.8 4.9 6.0	2000
5	335 450 500	93.1 125 139	325 300 285	1480	411.8 465.4 497.5	560	72 79 78	3.8 4.9 6.0	2250
6	335 450 500	93.1 125 139	390 360 342	1480	494.2 558.5 597	630	72 79 78	3.8 4.9 6.0	2500
7	335 450 500	93.1 125 139	455 420 399	1480	576.5 651.5 696.5	800	72 79 78	3.8 4.9 6.0	2750
8	335 450 500	93.1 125 139	520 480 456	1480	658.9 744.6 796	900	72 79 78	3.8 4.9 6.0	3000
9	335 450 500	93.1 125 139	585 540 513	1480	741.2 837.7 895.6	1000	72 79 78	3.8 4.9 6.0	3250
10	335 450 500	93.1 125 139	650 600 570	1480	823.6 930.8 995.1	1120	72 79 78	3.8 4.9 6.0	3500
11	335 450 500	93.1 125 139	715 660 627	1480	906.1 1023.4 1094.9	1250	72 79 78	3.8 4.9 6.0	3750

MD型泵主要技术规范 Main technical regime of model MD pump

MD500-57(SL)型泵单级性能曲线图 Single-stage performance curve diagram of model MD500-57(SL) pump

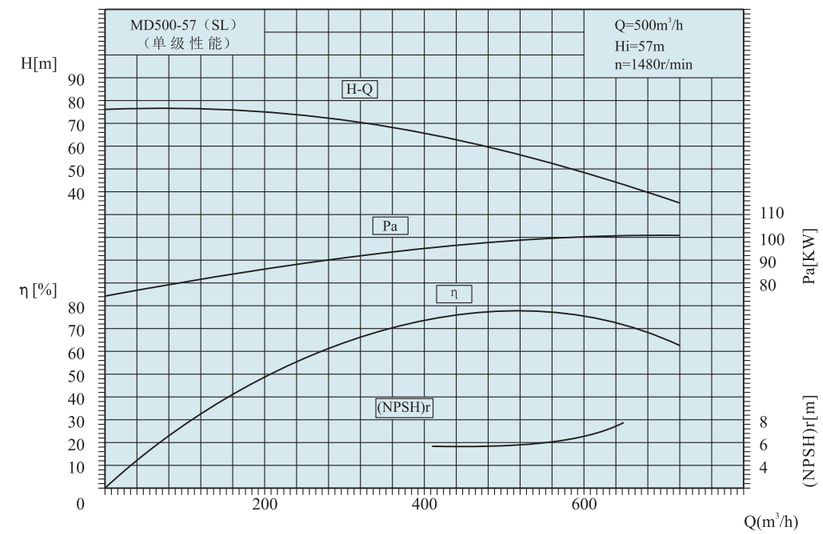

MD500-57(SL)型多级水泵性能表 Performance table of model MD500-57(SL) multi-stage water pump

级数 No of stage	流量 Capacity		扬程 Head	转速 Speed	功率 Power (kW)		效率 Efficiency	必需汽蚀余量 (NPSH)r	重量 Weight
	(m³/h)	(L/s)	(m)	(r/min)	轴功率 shaft power	电机功率 Motor power	(%)	(m)	(kg)
2	425 500 600	118 139 167	124 114 100	1480	191.2 196.6 212.5	250	75 77 77	4.6 6.0 7.0	1700
3	425 500 600	118 139 167	186 171 150	1480	286.9 294.6 318.2	355	75 77 77	4.6 6.0 7.0	1950
4	425 500 600	118 139 167	248 228 200	1480	382.8 392.8 424.2	450	75 77 77	4.6 6.0 7.0	2300
5	425 500 600	118 139 167	310 285 250	1480	478.2 491.0 530.3	560	75 77 77	4.6 6.0 7.0	2600
6	425 500 600	118 139 167	372 342 300	1480	573.8 589.2 636.4	710	75 77 77	4.6 6.0 7.0	2900
7	425 500 600	118 139 167	434 399 350	1480	669.5 687.4 742.4	800	75 77 77	4.6 6.0 7.0	3200
8	425 500 600	118 139 167	496 456 400	1480	765.1 785.7 848.5	900	75 77 77	4.6 6.0 7.0	3500
9	425 500 600	118 139 167	558 513 450	1480	860.7 883.8 945.5	1000	75 77 77	4.6 6.0 7.0	4700
10	425 500 600	118 139 167	620 570 500	1480	956.4 982.1 1060.6	1120	75 77 77	4.6 6.0 7.0	4100
11	425 500 600	118 139 167	682 627 550	1480	1051.5 1081.1 1169.2	1250	75 77 77	4.6 6.0 7.0	4400

MD型泵主要技术规范 Main technical regime of model MD pump

MD600-60(SL)型泵单级性能曲线图 Single-stage performance curve diagram of model MD600-60(SL) pump

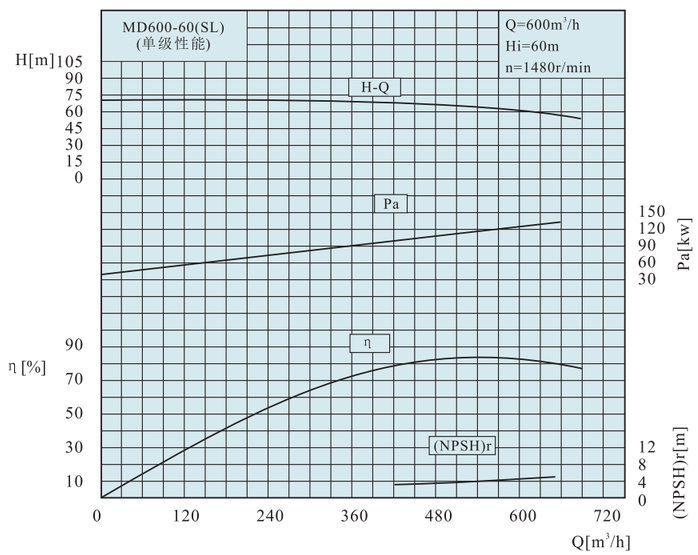

MD600-60(SL)型多级水泵性能表 Performance table of model MD600-60(SL) multi-stage water pump

级数 No of stage	流量 Capacity		扬程 Head	转速 Speed	功率 Power (kW)		效率 Efficiency	必需汽蚀余量 (NPSH)r	重量 Weight
	(m³/h)	(L/s)	(m)	(r/min)	轴功率 shaft power	电机功率 Motor power	(%)	(m)	(kg)
2	450 600 638	125 166.6 177.2	130 120 110	1480	201.4 238.8 241.6	280	79 82 79	4.0 4.8 5.2	1750
3	450 600 638	125 166.6 177.2	195 180 165	1480	321.6 328.2 362.4	450	79 82 79	4.0 4.8 5.2	1950
4	450 600 638	125 166.6 177.2	260 240 220	1480	428.8 477.6 483.2	560	79 82 79	4.0 4.8 5.2	2260
5	450 600 638	125 166.6 177.2	325 300 275	1480	536 597 604	710	79 82 79	4.0 4.8 5.2	2570
6	450 600 638	125 166.6 177.2	390 360 330	1480	643.2 716.4 724.8	900	79 82 79	4.0 4.8 5.2	2880
7	450 600 638	125 166.6 177.2	455 420 385	1480	750.4 835.8 845.6	1000	79 82 79	4.0 4.8 5.2	3190
8	450 600 638	125 166.6 177.2	520 480 440	1480	857.6 955.2 966.4	1120	79 82 79	4.0 4.8 5.2	3500
9	450 600 638	125 166.6 177.2	585 540 495	1480	964.8 1074.6 1087.2	1250	79 82 79	4.0 4.8 5.2	3810
10	450 600 638	125 166.6 177.2	650 600 550	1480	1072 1194 1208	1400	79 82 79	4.0 4.8 5.2	4120

MD型泵主要技术规范 Main technical regime of model MD pump

MD720-60(SL)型泵单级性能曲线图 Single-stage performance curve diagram of model MD720-60(SL) pump

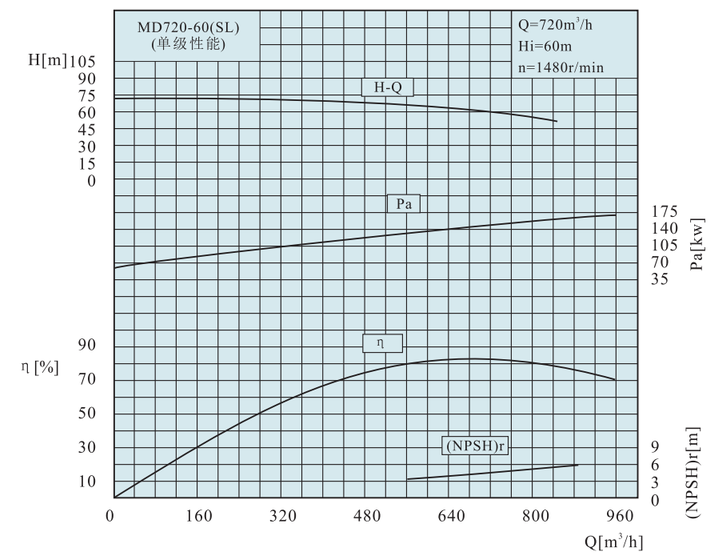

MD720-60(SL)型多级水泵性能表 Performance table of model MD720-60(SL) multi-stage water pump

级数 No of stage	流量 Capacity		扬程 Head	转速 Speed	功率 Power (kW)		效率 Efficiency	必需汽蚀余量 (NPSH)r	重量 Weight
	(m³/h)	(L/s)	(m)	(r/min)	轴功率 shaft power	电机功率 Motor power	(%)	(m)	(kg)
2	550 720 850	152.8 200 236	132 120 108	1480	260 294 318.4	355	76 80 78.5	3.5 4.5 5.5	1830
3	550 720 850	152.8 200 236	198 180 162	1480	390 441 477.6	560	76 80 78.5	3.5 4.5 5.5	2040
4	550 720 850	152.8 200 236	264 240 216	1480	520 588 636.8	710	76 80 78.5	3.5 4.5 5.5	2350
5	550 720 850	152.8 200 236	330 300 270	1480	640 735 796	800	76 80 78.5	3.5 4.5 5.5	2650
6	550 720 850	152.8 200 236	396 360 324	1480	780 882 955.2	1000	76 80 78.5	3.5 4.5 5.5	2960
7	550 720 850	152.8 200 236	462 420 378	1480	910 1029 1114.4	1250	76 80 78.5	3.5 4.5 5.5	3280
8	550 720 850	152.8 200 236	528 480 432	1480	1040 1176 1273.6	1400	76 80 78.5	3.5 4.5 5.5	3595
9	550 720 850	152.8 200 236	594 540 486	1480	1170 1323 1432.8	1600	76 80 78.5	3.5 4.5 5.5	3900

MD型泵主要技术规范 Main technical regime of model MD pump

MDS820-100 型泵多级性能曲线图 Multi-level-stage performance curve diagram of model MDS820-100pump

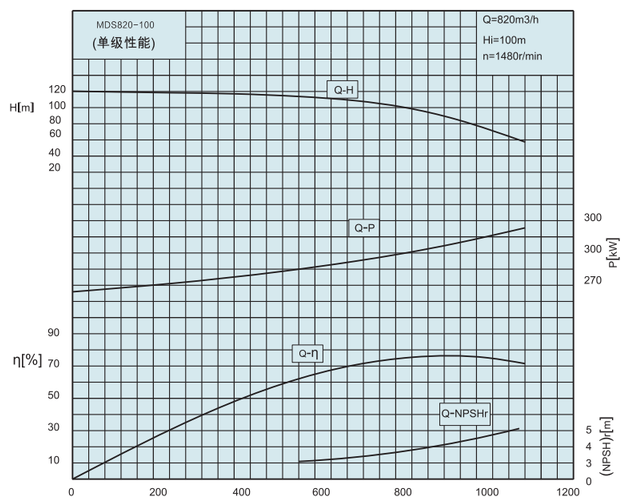

MDS820-100型多级水泵性能表 Performance table of model MDS820-100 multi-stage water pump

级数 No of stage	流量 Capacity (m^3/h)	流量 Capacity (L/s)	扬程 Head (m)	转速 Speed (r/min)	功率 Power (kW) 轴功率 shaft power	功率 Power (kW) 电机功率 Motor power	效率 Efficiency (%)	必需汽蚀余量 (NPSH)r (m)	重量 Weight (kg)
3	650 820 940	180.6 227.8 261.1	300 290 264	1480	717.3 863.1 888.9	1000	74 75 76	3.4 3.7 4.2	6205
4	650 820 940	180.6 227.8 261.1	400 390 364	1480	956.5 1160.8 1225.6	1250	74 75 76	3.4 3.7 4.2	6720
5	650 820 940	180.6 227.8 261.1	500 490 455	1480	1195.6 1458.4 1532.0	1600	74 75 76	3.4 3.7 4.2	7235
6	650 820 940	180.6 227.8 261.1	600 590 534	1480	1434.7 1756.0 1798.0	1800	74 75 76	3.4 3.7 4.2	7750
7	650 820 940	180.6 227.8 261.1	700 690 637	1480	1673.8 2053.6 2144.8	2240	74 75 76	3.4 3.7 4.2	8265
8	650 820 940	180.6 227.8 261.1	800 790 729	1480	1912.9 2351.3 2454.5	2500	74 75 76	3.4 3.7 4.2	8780
9	650 820 940	180.6 227.8 261.1	900 890 819	1480	2152.0 2648.9 2757.5	2800	74 75 76	3.4 3.7 4.2	9295

MD型泵主要技术规范 Main technical regime of model MD pump

MDS1100-86(SL)型泵单级性能曲线图 Single-stage performance curve diagram of model MDS1100-86(SL) pump

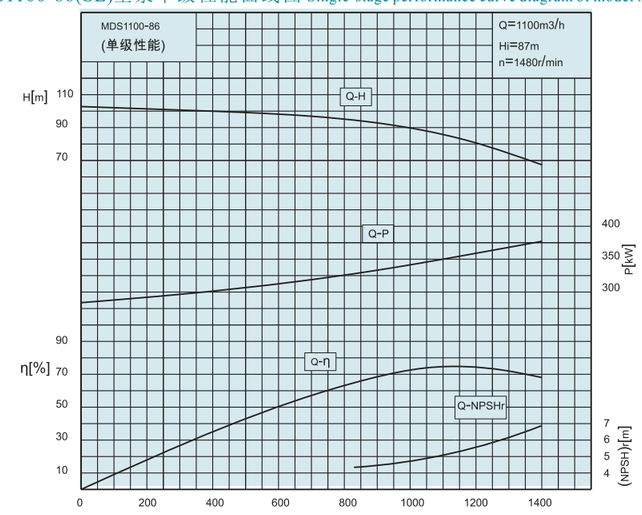

MDS1100-86(SL)型多级水泵性能表 Performance table of model MDS1100-86(SL) multi-stage water pump

级数 No of stage	流量 Capacity (m^3/h)	流量 Capacity (L/s)	扬程 Head (m)	转速 Speed (r/min)	功率 Power (kW) 轴功率 shaft power	功率 Power (kW) 电机功率 Motor power	效率 Efficiency (%)	必需汽蚀余量 (NPSH)r (m)	重量 Weight (kg)
2	880 1100 1265	244.4 305.6 351.4	174 160 148	1480	563.3 638.8 688.7	710	74 75 74	4.4 5.1 6.3	5690
3	880 1100 1265	244.4 305.6 351.4	270 247 231	1480	874.1 986.2 1075.0	1120	74 75 74	4.4 5.1 6.3	6205
4	880 1100 1265	244.4 305.6 351.4	360 334 308	1480	1165.4 1333.5 1433.3	1600	74 75 74	4.4 5.1 6.3	6720
5	880 1100 1265	244.4 305.6 351.4	450 421 385	1480	1456.8 1680.9 1791.6	1800	74 75 74	4.4 5.1 6.3	7235
6	880 1100 1265	244.4 305.6 351.4	540 508 481	1480	1748.1 2028.2 2238.3	2240	74 75 74	4.4 5.1 6.3	7750
7	880 1100 1265	244.4 305.6 351.4	630 595 537	1480	2039.5 2375.6 2498.9	2500	74 75 74	4.4 5.1 6.3	8265
8	880 1100 1265	244.4 305.6 351.4	720 682 601	1480	2330.8 2722.9 2796.8	2800	74 75 74	4.4 5.1 6.3	8780

MD型泵的外形及安装尺寸 External and erection dimensions of model MD pump

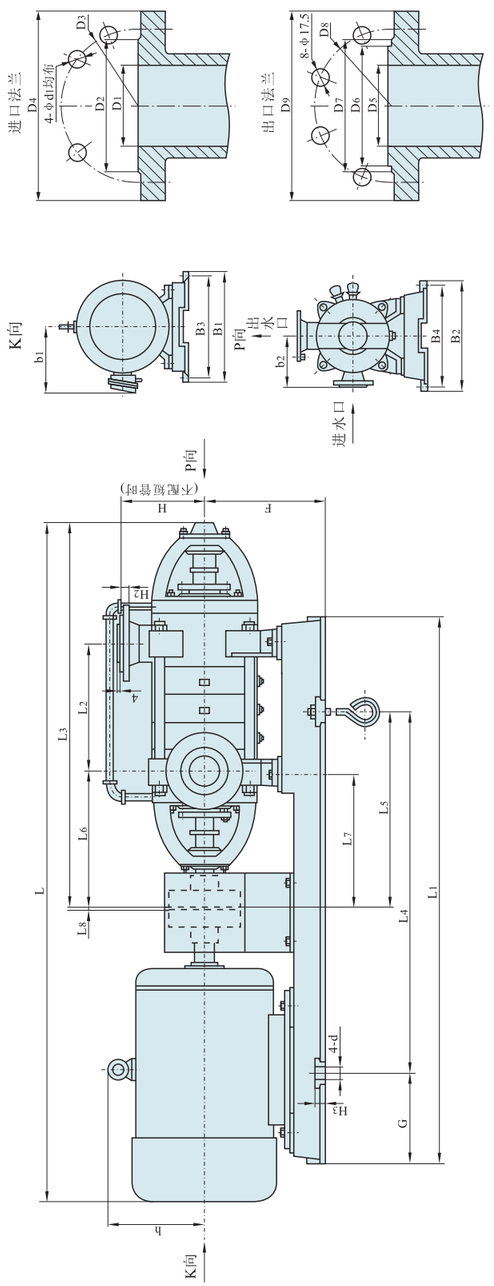

图三 MD25-30(SL)、MD46-30(SL)型泵的外形及安装尺寸图 Fig.3 Figure and dimension figure for series pump

泵型 Pump types	级数 No of stage	尺寸 Dimensions L	L1	L2	L3	L4	L5	L6	L7	L8	G	H	H2	H3	F	B1	B2	B3	B4	b1	b2	h	D1	D2	D3	D4	D5	D6	D7	D8	D9	d	d1	配套电机 Ligand motor 型号 Type	功率 Power (KW)
MD 25-30 (SL)	3	1450	1110	230	845	760	433	330	315	4	165	210	28	35	250	530	530	460	460	255	210	225	Φ65	Φ110	Φ130	Φ160	Φ65	Φ109	Φ122	Φ145	Φ185	Φ30	Φ17.5	Y160M2-2	15
	4	1560	1219	295	910	850	478	330	315	4	165	210	28	35	250	530	530	460	460	255	210	225	Φ65	Φ110	Φ130	Φ160	Φ65	Φ109	Φ122	Φ145	Φ185	Φ30	Φ17.5	Y160L-2	18.5
	5	1650	1297	360	975	880	510	330	315	4	180	210	28	35	260	530	530	460	460	285	210	250	Φ65	Φ110	Φ130	Φ160	Φ65	Φ109	Φ122	Φ145	Φ185	Φ30	Φ17.5	Y180M-2	22
	6	1820	1432	425	1040	970	553	330	315	4	200	210	28	35	280	575	530	505	460	315	210	275	Φ65	Φ110	Φ130	Φ160	Φ65	Φ109	Φ122	Φ145	Φ185	Φ30	Φ17.5	Y200L1-2	30
	7	1885	1497	490	1105	1000	583	330	315	4	200	210	28	35	280	575	530	505	460	315	210	275	Φ65	Φ110	Φ130	Φ160	Φ65	Φ109	Φ122	Φ145	Φ185	Φ30	Φ17.5	Y200L1-2	30
	8	1950	1562	555	1170	1030	613	330	315	4	200	210	28	35	280	575	530	505	460	315	210	275	Φ65	Φ110	Φ130	Φ160	Φ65	Φ109	Φ122	Φ145	Φ185	Φ30	Φ17.5	Y200L2-2	37
	9	2015	1627	620	1235	1080	663	330	315	4	200	210	28	35	280	575	530	505	460	315	210	275	Φ65	Φ110	Φ130	Φ160	Φ65	Φ109	Φ122	Φ145	Φ185	Φ30	Φ17.5	Y200L2-2	37
	10	2120	1728	685	1300	1120	660	330	315	4	210	210	28	35	305	615	530	545	460	345	210	305	Φ65	Φ110	Φ130	Φ160	Φ65	Φ109	Φ122	Φ145	Φ185	Φ30	Φ17.5	Y225M-2	45
MD 25-50 (SL)	3	1615	1228	245	936	830	506	351	318.5	4	188	270	28	35	360	550	550	480	480	285	300	250	Φ65	Φ110	Φ160	Φ205	Φ65	Φ109	Φ130	Φ160	Φ205	Φ24	Φ23	Y180M-2	22
	4	1780	1426	305	996	935	509	351	318.5	4	219	270	28	35	390	550	550	480	480	315	300	275	Φ65	Φ110	Φ160	Φ205	Φ65	Φ109	Φ130	Φ160	Φ205	Φ24	Φ23	Y200L1-2	30
	5	1840	1426	365	1056	935	509	351	318.5	4	219	270	28	35	390	550	550	480	480	315	300	275	Φ65	Φ110	Φ160	Φ205	Φ65	Φ109	Φ130	Φ160	Φ205	Φ24	Φ23	Y200L2-2	37
	6	1940	1517	425	1116	985	547	351	318.5	4	229	270	28	35	410	620	550	480	480	345	300	305	Φ65	Φ110	Φ160	Φ205	Φ65	Φ109	Φ130	Φ160	Φ205	Φ24	Φ23	Y225M-2	45
	7	2115	1679	485	1176	1100	581	351	318.5	4	263	270	28	35	420	670	550	600	480	385	300	325	Φ65	Φ110	Φ160	Φ205	Φ65	Φ109	Φ130	Φ160	Φ205	Φ24	Φ23	Y250M-2	55
	8	2245	1811	545	1236	1180	620	351	318.5	4	302	270	28	35	450	720	550	650	480	410	300	360	Φ65	Φ110	Φ160	Φ205	Φ65	Φ109	Φ130	Φ160	Φ205	Φ24	Φ23	Y280S-2	75
	9	2305	1931	605	1296	1280	625	351	318.5	4	307	270	28	35	450	720	550	650	480	410	300	360	Φ65	Φ110	Φ160	Φ205	Φ65	Φ109	Φ130	Φ160	Φ205	Φ24	Φ23	Y280S-2	75
	10	2365	1931	665	1356	1280	625	351	318.5	4	307	270	28	35	450	720	550	650	480	410	300	360	Φ65	Φ110	Φ160	Φ205	Φ65	Φ109	Φ130	Φ160	Φ205	Φ24	Φ23	Y280M-2	90
	11	2475	2102	725	1416	1420	646	351	318.5	4	328	270	28	35	450	720	550	650	480	410	300	360	Φ65	Φ110	Φ160	Φ205	Φ65	Φ109	Φ130	Φ160	Φ205	Φ24	Φ23	Y315S-2	110
	12	2535	2102	785	1476	1420	646	351	318.5	4	328	270	28	35	450	720	550	650	480	410	300	435	Φ65	Φ110	Φ160	Φ205	Φ65	Φ109	Φ130	Φ160	Φ205	Φ24	Φ23	Y180M-2	22
MD 46-30 (SL)	3	1519	1167	230	845	845	486	330	315	4	192	210	28	35	260	530	530	460	460	285	210	250	Φ80	Φ124	Φ150	Φ190	Φ65	Φ109	Φ118	Φ145	Φ185	Φ30	Φ18	Y200L1-2	30
	4	1689	1312	295	910	850	490	330	315	4	210	210	28	35	280	575	530	505	460	315	210	275	Φ80	Φ124	Φ150	Φ190	Φ65	Φ109	Φ118	Φ145	Φ185	Φ30	Φ18	Y200L2-2	37
	5	1754	1367	360	975	910	502	330	315	4	210	210	28	35	280	575	530	505	460	315	210	275	Φ80	Φ124	Φ150	Φ190	Φ65	Φ109	Φ118	Φ145	Φ185	Φ30	Φ18	Y200L2-2	37
	6	1819	1432	425	1040	935	527	330	315	4	210	210	28	35	280	575	530	505	460	315	210	275	Φ80	Φ124	Φ150	Φ190	Φ65	Φ109	Φ118	Φ145	Φ185	Φ30	Φ18	Y225M-2	45
	7	1924	1532	490	1105	1010	579	330	315	4	220	210	28	35	305	615	530	545	460	345	210	305	Φ80	Φ124	Φ150	Φ190	Φ65	Φ109	Φ118	Φ145	Φ185	Φ30	Φ18	Y250M-2	55
	8	2104	1694	555	1170	1110	599	330	315	4	235	210	28	35	330	664	530	594	460	385	210	325	Φ80	Φ124	Φ150	Φ190	Φ65	Φ109	Φ118	Φ145	Φ185	Φ30	Φ18	Y250M-2	55
	9	2169	1759	620	1235	1140	629	330	315	4	235	210	28	35	330	664	530	594	460	385	210	325	Φ80	Φ124	Φ150	Φ190	Φ65	Φ109	Φ118	Φ145	Φ185	Φ30	Φ18	Y280S-2	75
	10	2304	1897	685	1300	1245	678	330	315	4	250	210	28	35	360	720	530	650	460	410	210	360	Φ80	Φ124	Φ150	Φ190	Φ65	Φ109	Φ118	Φ145	Φ185	Φ30	Φ18	Y280S-2	75

MD型泵的外形及安装尺寸 External and erection dimensions of model MD pump

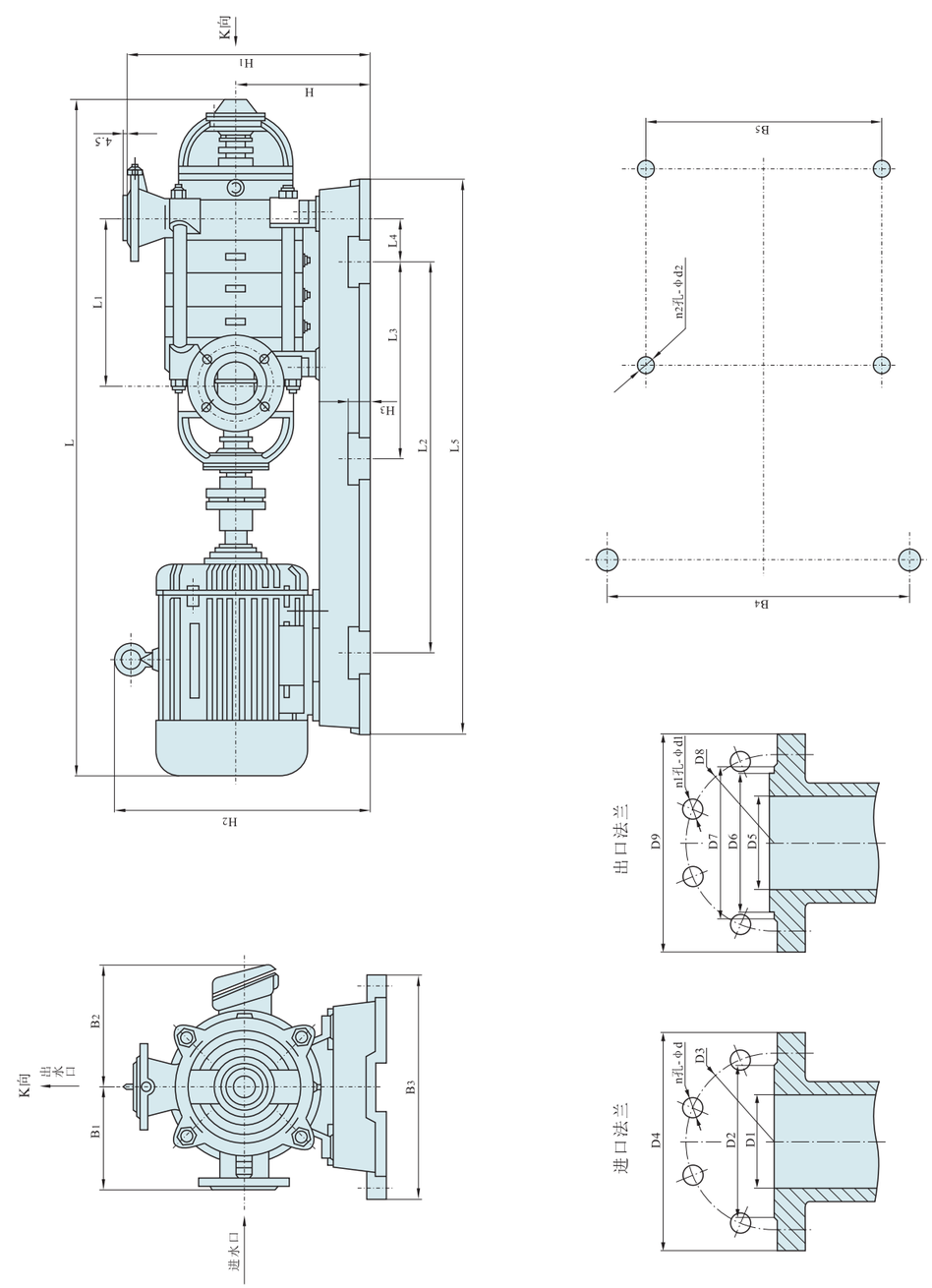

图四 MD46-50(SL)、MD85-45(SL)、MD155-30(SL)型泵的外形及安装尺寸图(泵和电机共同底座)
Fig.4 Figure and dimension figure for series pump(pump and motor together bed)

表2 MD型泵的外形及安装尺寸(泵和电机共同底座 见图四) Table2 Series pump figure and dimension table (pump and motor togethor bed see figure 4)

泵型号 Pump type	尺寸 Dimensions / 级数 No of stage	L	L1	L2	L3	L4	L5	B1	B2	B3	B4	B5	H	H1	H2	H3	D1	D2	D3	D4	D5	D6	D7	D8	D9	n孔-Φd	n1孔-Φd1	n2孔-Φd2	配套电机 Ligand motor 型号 Type	功率 Power (kW)
MD 46-50 (SL)	3	1717	245	800	-	167.5	1330	300	310	590	530	530	400	650	635	50	Φ80	Φ124	Φ150	Φ190	Φ80	Φ120	Φ133	Φ170	Φ215	4- Φ19	8- Φ22	4- Φ24	Y200L2-2	37
	4	1817	305	925	-	152.5	1415	300	345	614	550	500	420	670	725	50	Φ80	Φ124	Φ150	Φ190	Φ80	Φ120	Φ133	Φ170	Φ215	4- Φ19	8- Φ22	4- Φ24	Y225M-2	45
	5	1992	365	1020	-	182.5	1571	300	385	670	600	500	420	670	745	60	Φ80	Φ124	Φ150	Φ190	Φ80	Φ120	Φ133	Φ170	Φ215	4- Φ19	8- Φ22	4- Φ24	Y250M-2	55
	6	2122	425	1130	565	162.5	1758	300	410	720	650	500	420	670	780	60	Φ80	Φ124	Φ150	Φ190	Φ80	Φ120	Φ133	Φ170	Φ215	4- Φ19	8- Φ22	6- Φ24	Y280S-2	75
	7	2232	485	1130	565	222.5	1758	300	410	720	650	500	420	670	780	60	Φ80	Φ124	Φ150	Φ190	Φ80	Φ120	Φ133	Φ170	Φ215	4- Φ19	8- Φ22	6- Φ24	Y280M-2	90
	8	2292	545	1180	590	232.5	1869	300	410	720	650	500	420	670	780	60	Φ80	Φ124	Φ150	Φ190	Φ80	Φ120	Φ133	Φ170	Φ215	4- Φ19	8- Φ22	6- Φ24	Y280M-2	90
	9	2577	605	1330	665	187.5	2046	300	576	820	750	500	515	760	960	60	Φ80	Φ124	Φ150	Φ190	Φ80	Φ120	Φ133	Φ170	Φ215	4- Φ19	8- Φ22	6- Φ24	Y315S-2	110
	10	2637	665	1330	665	247.5	2046	300	576	820	750	500	515	760	960	60	Φ80	Φ124	Φ150	Φ190	Φ80	Φ120	Φ133	Φ170	Φ215	4- Φ19	8- Φ22	6- Φ24	Y315S-2	110
	11	2762	725	1480	740	197.5	2222	300	576	820	750	500	515	760	960	60	Φ80	Φ124	Φ150	Φ190	Φ80	Φ120	Φ133	Φ170	Φ215	4- Φ19	8- Φ22	6- Φ24	Y315M-2	132
	12	2822	785	1480	740	257.5	2222	300	576	820	750	500	515	760	960	60	Φ80	Φ124	Φ150	Φ190	Φ80	Φ120	Φ133	Φ170	Φ215	4- Φ19	8- Φ22	6- Φ24	Y315M-2	132
MD 85-45 (SL)	2	1603	203	850	-	104	1263	250	315	580	520	520	325	575	600	40	Φ100	Φ148	Φ170	Φ210	Φ100	Φ149	Φ158	Φ190	Φ235	4- Φ17.5	8- Φ22	4- Φ24	Y200L2-2	37
	3	1842	277	1040	-	130	1468	250	385	675	615	520	365	615	690	40	Φ100	Φ148	Φ170	Φ210	Φ100	Φ149	Φ158	Φ190	Φ235	4- Φ17.5	8- Φ22	4- Φ24	Y250M-2	55
	4	1986	351	1060	530	172	1615	250	410	730	670	520	395	645	755	40	Φ100	Φ148	Φ170	Φ210	Φ100	Φ149	Φ158	Φ190	Φ235	4- Φ17.5	8- Φ22	6- Φ24	Y280S-2	75
	5	2110	425	1120	560	202	1740	250	410	730	670	520	395	645	755	40	Φ100	Φ148	Φ170	Φ210	Φ100	Φ149	Φ158	Φ190	Φ235	4- Φ17.5	8- Φ22	6- Φ24	Y280M-2	90
MD 155-30 (SL)	2	2042	310	1060	530	67.5	1550	350	385	650	580	580	430	775.5	755	50	Φ150	Φ211	Φ240	Φ285	Φ150	Φ203	Φ211	Φ250	Φ300	8- Φ22	8- Φ26	6- Φ30	Y250M-4	55
	3	2227	425	1260	630	104.5	1895	350	410	710	640	580	430	775.5	790	50	Φ150	Φ211	Φ240	Φ285	Φ150	Φ203	Φ211	Φ250	Φ300	8- Φ22	8- Φ26	6- Φ30	Y280S-4	75
	4	2392	540	1260	630	162	1895	350	410	710	640	580	430	775.5	790	50	Φ150	Φ211	Φ240	Φ285	Φ150	Φ203	Φ211	Φ250	Φ300	8- Φ22	8- Φ26	6- Φ30	Y280M-4	90

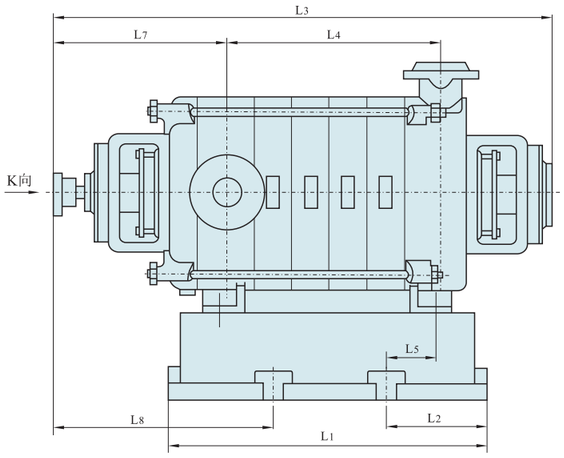

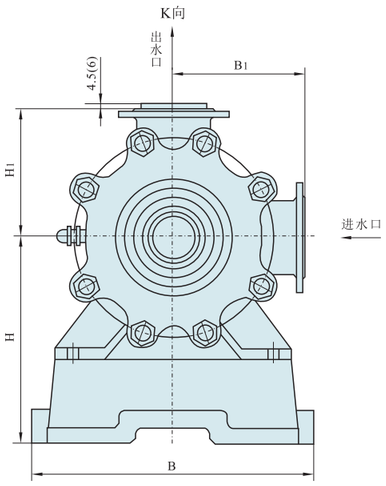

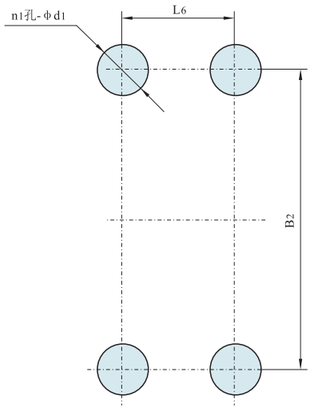

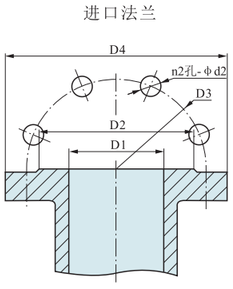

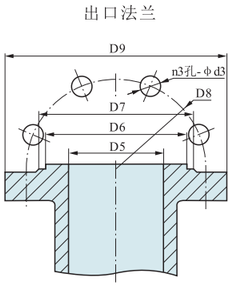

图五 MD85-45(SL)、MD85-67(SL)、MD 85-80、MD150-100、MD155-30(SL)、MD155-67(SL)、MD280-43(SL)、MD280-65(SL)、MD280-100(SL)、MD360-50(SL)、MD420-93(SL)、MD450-60(SL)、MD500-57(SL)、MD600-60(SL)、MD720-60(SL)、MDS820-100(SL)、MDS1100-86(SL)
型泵的外形及安装尺寸图 Fig.5 Figure and dimension figure for series pump

注：括号内数字为MD250-150、MD250-150(A)、MD300-150、MD300-150(A)相应尺寸数值。
Note: the numerals in the bracket are the values of the dimensions corresponded to MD250-150, MD250-150(A), MD300-150, MD300-150(A).

表3 MD型泵的外形及安装尺寸(单泵底座 见图五) Table3 Series pump figure and dimension table (pump foundation see figure 5)

泵型号 Pump type	尺寸 Dimensions / 级数 No of stage	L1	L2	L3	L4	L5	L6	L7	L8	B	B1	B2	H	H1	D1	D2	D3	D4	D5	D6	D7	D8	D9	n1孔-φd1	n2孔-φd2	n3孔-φd3	配套电机 Ligand motor 型号 Type	功率 Power (kW)	电压 Volt (V)
MD 85-45 (SL)	6	683	190	1128	499	121	303	324	428	580	250	520	345	250	Φ100	Φ148	Φ170	Φ210	Φ100	Φ149	Φ158	Φ190	Φ235	4-Φ24	4-Φ17.5	8-Φ22	Y315S-2	110	380
	7	757	190	1202	573	121	377	324	428	580	250	520	345	250	Φ100	Φ148	Φ170	Φ210	Φ100	Φ149	Φ158	Φ190	Φ235	4-Φ24	4-Φ17.5	8-Φ22	Y315M-2	132	380
	8	831	190	1276	647	121	451	324	428	580	250	520	345	250	Φ100	Φ148	Φ170	Φ210	Φ100	Φ149	Φ158	Φ190	Φ235	4-Φ24	4-Φ17.5	8-Φ22	Y315M-2	132	380
	9	905	190	1350	721	121	525	324	428	580	250	520	345	250	Φ100	Φ148	Φ170	Φ210	Φ100	Φ149	Φ158	Φ190	Φ235	4-Φ24	4-Φ17.5	8-Φ22	Y315L1-2	160	380
MD 85-80 (SL)	3	765	182	1304	310	-13	400	515	541	670	360	600	420	355.5	Φ100	Φ155	Φ180	Φ220	Φ100	Φ149	Φ172	Φ210	Φ265	4-Φ28	8-Φ18	8-Φ30	Y315S-2	110	380
	4	765	182	1384	390	31	400	515	585	670	360	600	420	355.5	Φ100	Φ155	Φ180	Φ220	Φ100	Φ149	Φ172	Φ210	Φ265	4-Φ28	8-Φ18	8-Φ30	Y315M-2	132	380
	5	765	182	1464	470	75	400	515	629	670	360	600	420	355.5	Φ100	Φ155	Φ180	Φ220	Φ100	Φ149	Φ172	Φ210	Φ265	4-Φ28	8-Φ18	8-Φ30	Y315L1-2	160	380
	6	945	182	1544	550	27	580	515	585	670	360	600	420	355.5	Φ100	Φ155	Φ180	Φ220	Φ100	Φ149	Φ172	Φ210	Φ265	4-Φ28	8-Φ18	8-Φ30	Y315L2-2	200	380
	7	945	182	1624	630	71	580	515	629	670	360	600	420	355.5	Φ100	Φ155	Φ180	Φ220	Φ100	Φ149	Φ172	Φ210	Φ265	4-Φ28	8-Φ18	8-Φ30	Y355M-2	250	380
	8	1125	182	1704	710	27	760	515	581	670	360	600	420	355.5	Φ100	Φ155	Φ180	Φ220	Φ100	Φ149	Φ172	Φ210	Φ265	4-Φ28	8-Φ18	8-Φ30	Y3553-2	280	6000
	9	1125	182	1784	790	71	760	515	625	670	360	600	420	355.5	Φ100	Φ155	Φ180	Φ220	Φ10	Φ149	Φ172	Φ210	Φ265	4-Φ28	8-Φ18	8-Φ30	Y3554-2	315	6000
	10	1305	182	1864	870	27	940	515	585	670	360	600	420	355.5	Φ100	Φ155	Φ180	Φ220	Φ100	Φ149	Φ172	Φ210	Φ265	4-Φ28	8-Φ18	8-Φ30	Y3555-2	355	6000
	11	1305	182	1944	950	71	940	515	629	670	360	600	420	355.5	Φ100	Φ155	Φ180	Φ220	Φ100	Φ149	Φ172	Φ210	Φ265	4-Φ28	8-Φ18	8-Φ30	Y3556-2	400	6000
	12	1485	182	2024	1030	27	1120	515	585	670	360	600	420	355.5	Φ100	Φ155	Φ180	Φ220	Φ100	Φ149	Φ172	Φ210	Φ265	4-Φ28	8-Φ18	8-Φ30	Y3556-2	400	6000
MD 150-100 (SL)	3	765	182	1452	480	-13	400	517	541	670	570	600	420	565.5	Φ200	Φ278	Φ310	Φ360	Φ150	Φ203	Φ250	Φ290	Φ350	4-Φ28	12-Φ25	12-Φ34	Y355MA-2	220	380
	4	765	182	1557	585	31	400	517	585	670	570	600	420	565.5	Φ200	Φ278	Φ310	Φ360	Φ150	Φ203	Φ250	Φ290	Φ350	4-Φ28	12-Φ25	12-Φ34	Y355LA-2	280	380
	5	765	182	1662	690	75	400	517	529	670	570	600	420	565.5	Φ200	Φ278	Φ310	Φ360	Φ150	Φ203	Φ250	Φ290	Φ350	4-Φ28	12-Φ25	12-Φ34	Y3555-2	355	6000
	6	945	182	1767	795	27	580	517	585	670	570	600	420	565.5	Φ200	Φ278	Φ310	Φ360	Φ150	Φ203	Φ250	Φ290	Φ350	4-Φ28	12-Φ25	12-Φ34	Y4001-2	450	6000
	7	945	182	1872	900	71	580	517	629	670	570	600	420	565.5	Φ200	Φ278	Φ310	Φ360	Φ150	Φ203	Φ250	Φ290	Φ350	4-Φ28	12-Φ25	12-Φ34	Y4002-2	500	6000
	8	1125	182	1977	1005	27	760	517	581	670	570	600	420	565.5	Φ200	Φ278	Φ310	Φ360	Φ150	Φ203	Φ250	Φ290	Φ350	4-Φ28	12-Φ25	12-Φ34	Y4003-2	560	6000
	9	1125	182	2082	1110	71	760	517	625	670	570	600	420	565.5	Φ200	Φ278	Φ310	Φ360	Φ150	Φ203	Φ250	Φ290	Φ350	4-Φ28	12-Φ25	12-Φ34	Y4004-2	630	6000
	10	1305	182	2187	1215	27	940	517	585	670	570	600	420	565.5	Φ200	Φ278	Φ310	Φ360	Φ150	Φ203	Φ250	Φ290	Φ350	4-Φ28	12-Φ25	12-Φ34	Y4501-2	710	6000
MD 155-67 (SL)	3	765	182	1407 (1227)	371	-13	400	557 (431)	541	670	350	600	420	350	Φ150	Φ202	Φ225	Φ265	Φ150	Φ203	Φ242	Φ280	Φ345	4-Φ28	8-Φ17.5	8-Φ33	Y315M-2	132	380
	4	765	182	1495 (1315)	459	31	400	557 (431)	585	670	350	600	420	350	Φ150	Φ202	Φ225	Φ265	Φ150	Φ203	Φ242	Φ280	Φ345	4-Φ28	8-Φ17.5	8-Φ33	Y315L2-2	200	380
	5	765	182	1583 (1403)	547	75	400	557 (431)	529	670	350	600	420	350	Φ150	Φ202	Φ225	Φ265	Φ150	Φ203	Φ242	Φ280	Φ345	4-Φ28	8-Φ17.5	8-Φ33	Y3551-2	220	6000
	6	945	182	1671 (1491)	635	27	580	557 (431)	585	670	350	600	420	350	Φ150	Φ202	Φ225	Φ265	Φ150	Φ203	Φ242	Φ280	Φ345	4-Φ28	8-Φ17.5	8-Φ33	Y3553-2	280	6000
	7	945	182	1759	723	71	580	557	629	670	350	600	420	350	Φ150	Φ202	Φ225	Φ265	Φ150	Φ203	Φ242	Φ280	Φ345	4-Φ28	8-Φ17.5	8-Φ33	Y3555-2	355	6000
	8	1125	182	1847	811	27	760	557	581	670	350	600	420	350	Φ150	Φ202	Φ225	Φ265	Φ150	Φ203	Φ242	Φ280	Φ345	4-Φ28	8-Φ17.5	8-Φ33	Y3555-2	355	6000
	9	1125	182	1935	899	71	760	557	625	670	350	600	420	350	Φ150	Φ202	Φ225	Φ225	Φ150	Φ203	Φ242	Φ280	Φ345	4-Φ28	8-Φ17.5	8-Φ33	Y4001-2	450	6000
MD 155-30 (SL)	5	1030	175	1452	660	-50	680	430	524	670	350	600	430	345.5	Φ150	Φ211	Φ240	Φ285	Φ150	Φ203	Φ211	Φ250	Φ300	4-Φ30	8-Φ22	8-Φ26	Y315S-4	110	380
	6	1030	175	1567	775	7.5	680	430	524	670	350	600	430	345.5	Φ150	Φ211	Φ240	Φ285	Φ150	Φ203	Φ211	Φ250	Φ300	4-Φ30	8-Φ22	8-Φ26	Y315M-4	132	380
	7	1030	175	1682	890	65	680	430	524	670	350	600	430	345.5	Φ150	Φ211	Φ240	Φ285	Φ150	Φ203	Φ211	Φ250	Φ300	4-Φ30	8-Φ22	8-Φ26	Y315L1-4	160	380
	8	1375	175	1797	1005	-50	1025	430	524	670	350	600	430	345.5	Φ150	Φ211	Φ240	Φ285	Φ150	Φ203	Φ211	Φ250	Φ300	4-Φ30	8-Φ22	8-Φ26	Y315L1-4	160	380
	9	1375	175	1912	1120	7.5	1025	430	524	670	350	600	430	345.5	Φ150	Φ211	Φ240	Φ285	Φ150	Φ203	Φ211	Φ250	Φ300	4-Φ30	8-Φ22	8-Φ26	Y315L2-4	200	380
	10	1375	175	2027	1235	65	1025	430	524	670	350	600	430	345.5	Φ150	Φ211	Φ240	Φ285	Φ150	Φ203	Φ211	Φ250	Φ300	4-Φ30	8-Φ22	8-Φ26	Y315L2-4	200	380
MD 280-43 (SL)	2	605	152.5	1173	379	-2.5	300	412	474.5	810	450	740	450	400	Φ200	Φ265	Φ295	Φ341	Φ200	Φ259	Φ282	Φ320	Φ375	4-Φ30	8-Φ22	12-Φ30	Y315S-4	110	380
	3	605	152.5	1303	509	62.5	300	412	539.5	810	450	740	450	400	Φ200	Φ265	Φ295	Φ341	Φ200	Φ259	Φ282	Φ320	Φ375	4-Φ30	8-Φ22	12-Φ30	Y315L1-4	160	380
	4	865	182.5	1433	639	27.5	500	412	504.5	810	450	740	500	400	Φ200	Φ265	Φ295	Φ341	Φ200	Φ259	Φ282	Φ320	Φ375	4-Φ30	8-Φ22	12-Φ30	Y315L2-4	200	380
	5	865	182.5	1563	769	92.5	500	412	569.5	810	450	740	500	400	Φ200	Φ265	Φ295	Φ341	Φ200	Φ259	Φ282	Φ320	Φ375	4-Φ30	8-Φ22	12-Φ30	Y355M-4	250	380

注：括号内数值为该型号泵使用滚动轴承时的尺寸。 Note: the numerals in the bracket are the sizes of the rolling bearing used with the pump of this model.

表4 MD型泵的外形及安装尺寸(单泵底座 见图五) Table4 Series pump figure and dimension table (pump foundation see figure 5)

泵型号 Pump type	尺寸 Dimensions / 级数 No of stage	L1	L2	L3	L4	L5	L6	L7	L8	B	B1	B2	H	H1	D1	D2	D3	D4	D5	D6	D7	D8	D9	n1孔-φd1	n2孔-φd2	n3孔-φd3	配套电机 Ligand motor 型号 Type	功率 Power (kW)	电压 Volt (V)
MD 280-43 (SL)	6	1125	207.5	1693	899	52.5	710	412	529.5	810	450	740	500	400	Φ200	Φ265	Φ295	Φ341	Φ200	Φ259	Φ282	Φ320	Φ375	4-Φ30	8-Φ22	12-Φ30	Y3554-4	315	6000
	7	1125	207.5	1823	1029	117.5	710	412	594.5	810	450	740	500	400	Φ200	Φ265	Φ295	Φ341	Φ200	Φ259	Φ282	Φ320	Φ375	4-Φ30	8-Φ22	12-Φ30	Y4001-4	355	6000
	8	1385	217.5	1953	1159	62.5	950	412	539.5	810	450	740	500	400	Φ200	Φ265	Φ295	Φ341	Φ200	Φ259	Φ282	Φ320	Φ375	4-Φ30	8-Φ22	12-Φ30	Y4002-4	400	6000
	9	1385	217.5	2083	1289	127.5	950	412	604.5	810	450	740	500	400	Φ200	Φ265	Φ295	Φ341	Φ200	Φ259	Φ282	Φ320	Φ375	4-Φ30	8-Φ22	12-Φ30	Y4003-4	450	6000
MD 280-65 (SL)	6	1080	190	2026	865	70	700	625	710	870	500	790	530	495.5	Φ200	Φ268	Φ295	Φ340	Φ200	Φ259	Φ285	Φ345	Φ415	4-Φ35	12-Φ22	12-Φ36	Y4004-4	500	6000
	7	1210	190	2156	995	70	830	625	710	870	500	790	530	495.5	Φ200	Φ268	Φ295	Φ340	Φ200	Φ259	Φ285	Φ345	Φ415	4-Φ35	12-Φ22	12-Φ36	Y4005-4	560	6000
	8	1340	190	2286	1125	70	960	625	710	870	500	790	530	495.5	Φ200	Φ268	Φ295	Φ340	Φ200	Φ259	Φ285	Φ345	Φ415	4-Φ35	12-Φ22	12-Φ36	Y4501-4	630	6000
	9	1470	190	2416	1255	70	1090	625	710	870	500	790	530	495.5	Φ200	Φ268	Φ295	Φ340	Φ200	Φ259	Φ285	Φ345	Φ415	4-Φ35	12-Φ22	12-Φ36	Y4503-4	800	6000
	10	1600	190	2546	1385	70	1220	625	710	870	500	790	530	495.5	Φ200	Φ268	Φ295	Φ340	Φ200	Φ259	Φ285	Φ345	Φ415	4-Φ35	12-Φ22	12-Φ36	Y4504-4	900	6000
MD 280-100 (SL)	2	815	180	1362	360	-75	675	514	558	945	500	875	530	495.5	Φ200	Φ278	Φ310	Φ360	Φ150	Φ203	Φ250	Φ290	Φ355	4-Φ35	12-Φ25	12-Φ34	Y3552-2	250	6000
	3	815	180	1482	480	-15	675	514	558	945	500	875	530	495.5	Φ200	Φ278	Φ310	Φ360	Φ150	Φ203	Φ250	Φ290	Φ355	4-Φ35	12-Φ25	12-Φ34	Y3556-2	400	6000
	4	815	180	1602	600	45	675	514	558	945	500	875	530	495.5	Φ200	Φ278	Φ310	Φ360	Φ150	Φ203	Φ250	Φ290	Φ355	4-Φ35	12-Φ25	12-Φ34	Y4002-2	500	6000
	5	1055	180	1722	720	35	735	514	548	945	500	875	530	495.5	Φ200	Φ278	Φ310	Φ360	Φ150	Φ203	Φ250	Φ290	Φ355	4-Φ35	12-Φ25	12-Φ34	Y4004-2	630	6000
	6	1055	180	1842	840	95	735	514	608	945	500	875	530	495.5	Φ200	Φ278	Φ310	Φ360	Φ150	Φ203	Φ250	Φ290	Φ355	4-Φ35	12-Φ25	12-Φ34	Y4501-2	710	6000
	7	1295	230	1962	960	87.5	835	514	601.5	945	500	875	530	495.5	Φ200	Φ278	Φ310	Φ360	Φ150	Φ203	Φ250	Φ290	Φ355	4-Φ35	12-Φ25	12-Φ34	Y4503-2	900	6000
	8	1295	230	2082	1080	145	835	514	658	945	500	875	530	495.5	Φ200	Φ278	Φ310	Φ360	Φ150	Φ203	Φ250	Φ290	Φ355	4-Φ35	12-Φ25	12-Φ34	Y4504-2	1000	6000
	9	1535	180	2202	1200	35	875	514	548	945	500	875	530	495.5	Φ200	Φ278	Φ310	Φ360	Φ150	Φ203	Φ250	Φ290	Φ355	4-Φ35	12-Φ25	12-Φ34	Y5001-2	1120	6000
	10	1535	180	2322	1320	150	875	514	663	945	500	875	530	495.5	Φ200	Φ278	Φ310	Φ360	Φ150	Φ203	Φ250	Φ290	Φ355	4-Φ35	12-Φ25	12-Φ34	Y5002-2	1250	6000
MD 360-50 (SL)	2	540	90	1355	400	-16	360	480	490	790	500	750	755	470	Φ200	Φ266	Φ295	Φ340	Φ200	Φ259	-	Φ345	Φ415	4-Φ40	12-Φ22	12-Φ36	Y315L1-4	160	6000
	3	680	90	1495	540	-16	500	480	490	790	500	750	755	470	Φ200	Φ266	Φ295	Φ340	Φ200	Φ259	-	Φ345	Φ415	4-Φ40	12-Φ22	12-Φ36	Y3553-4	220	6000
	4	820	90	1635	680	-16	640	480	490	790	500	750	755	470	Φ200	Φ266	Φ295	Φ340	Φ200	Φ259	-	Φ345	Φ415	4-Φ40	12-Φ22	12-Φ36	Y3556-4	315	6000
	5	960	100	1775	820	-16	760	480	490	790	500	750	755	470	Φ200	Φ266	Φ295	Φ340	Φ200	Φ259	-	Φ345	Φ415	4-Φ40	12-Φ22	12-Φ36	Y4001-4	355	6000
	6	1100	100	1915	960	-16	900	480	490	790	500	750	755	470	Φ200	Φ266	Φ295	Φ340	Φ200	Φ259	-	Φ345	Φ415	4-Φ40	12-Φ22	12-Φ36	Y4003-4	450	6000
	7	1240	100	2055	1100	-16	1040	480	490	790	500	750	755	470	Φ200	Φ266	Φ295	Φ340	Φ200	Φ259	-	Φ345	Φ415	4-Φ40	12-Φ22	12-Φ36	Y4004-4	500	6000
	8	1380	120	2225	1240	-16	1140	510	520	790	500	750	755	470	Φ200	Φ266	Φ295	Φ340	Φ200	Φ259	-	Φ345	Φ415	4-Φ40	12-Φ22	12-Φ36	Y4005-4	560	6000
	9	1520	120	2355	1380	-16	1280	510	520	790	500	750	755	470	Φ200	Φ266	Φ295	Φ340	Φ200	Φ259	-	Φ345	Φ415	4-Φ40	12-Φ22	12-Φ36	Y4501-4	630	6000
	10	1660	120	2505	1520	-16	1420	510	520	790	500	750	755	470	Φ200	Φ266	Φ295	Φ340	Φ200	Φ259	-	Φ345	Φ415	4-Φ40	12-Φ22	12-Φ36	Y4502-4	710	6000
	11	1800	125	2645	1660	-16	1550	510	520	790	500	750	755	470	Φ200	Φ266	Φ295	Φ340	Φ200	Φ259	-	Φ345	Φ415	4-Φ40	12-Φ22	12-Φ36	Y4503-4	800	6000
	12	1940	125	2785	1800	-16	1690	510	520	790	500	750	755	470	Φ200	Φ266	Φ295	Φ340	Φ200	Φ259	-	Φ345	Φ415	4-Φ40	12-Φ22	12-Φ36	Y4504-4	900	6000
MD 450-60 (SL) MD 500-57 (SL)	2	690	145	1365	430	-20.5	400	455	455.5	970	530	900	590	495.5	Φ250	Φ320	Φ355	Φ405	Φ250	Φ312	Φ352	Φ400	Φ470	4-Φ35	12-Φ24	12-Φ39	Y3554-4	250	6000
	3	690	145	1515	580	54.5	400	455	560.5	970	530	900	590	495.5	Φ250	Φ320	Φ355	Φ405	Φ250	Φ312	Φ352	Φ400	Φ470	4-Φ35	12-Φ24	12-Φ39	Y4001-4	355	6000
	4	990	220	1665	730	54.5	550	455	560.5	970	530	900	590	495.5	Φ250	Φ320	Φ355	Φ405	Φ250	Φ312	Φ352	Φ400	Φ470	4-Φ35	12-Φ24	12-Φ39	Y4003-4	450	6000
	5	990	220	1815	880	129.5	550	455	635.5	970	530	900	590	495.5	Φ250	Φ320	Φ355	Φ405	Φ250	Φ312	Φ352	Φ400	Φ470	4-Φ35	12-Φ24	12-Φ39	Y4005-4	560	6000
	6	1290	220	1965	1030	54.5	850	455	560.5	970	530	900	590	495.5	Φ250	Φ320	Φ355	Φ405	Φ250	Φ312	Φ352	Φ400	Φ470	4-Φ35	12-Φ24	12-Φ39	Y4502-4 (Y4501-4)	710 (630)	6000
	7	1290	220	2115	1180	129.5	850	455	635.5	970	530	900	590	495.5	Φ250	Φ320	Φ355	Φ405	Φ250	Φ312	Φ352	Φ400	Φ470	4-Φ35	12-Φ24	12-Φ39	Y4503-4	800	6000
	8	1590	220	2265	1330	54.5	1150	485	590.5	970	530	900	590	495.5	Φ250	Φ320	Φ355	Φ405	Φ250	Φ312	Φ352	Φ400	Φ470	4-Φ35	12-Φ24	12-Φ39	Y4504-4	900	6000
	9	1590	220	2415	1480	129.5	1150	485	665.5	970	530	900	590	495.5	Φ250	Φ320	Φ355	Φ405	Φ250	Φ312	Φ352	Φ400	Φ470	4-Φ35	12-Φ24	12-Φ39	Y5001-4	1000	6000
	10	1890	220	2565	1630	54.5	1450	485	590.5	970	530	900	590	495.5	Φ250	Φ320	Φ355	Φ405	Φ250	Φ312	Φ352	Φ400	Φ470	4-Φ35	12-Φ24	12-Φ39	Y5002-4	1120	6000
	11	1890	220	2715	1780	129.5	1450	485	665.5	970	530	900	590	495.5	Φ250	Φ320	Φ355	Φ405	Φ250	Φ312	Φ352	Φ400	Φ470	4-Φ35	12-Φ24	12-Φ39	Y5003-4	1250	6000
MD 600-60 (SL)	2	757	190	1714	490	60	377	625	673	1030	550	930	580	550	Φ300	Φ370	Φ410	Φ460	Φ250	Φ312	–	Φ400	Φ470	4-Φ42	12-Φ26	12-Φ36	Y3555-4	280	6000
	3	957	190	1914	690	60	577	625	673	1030	550	930	580	550	Φ300	Φ370	Φ410	Φ460	Φ250	Φ312	–	Φ400	Φ470	4-Φ42	12-Φ26	12-Φ36	Y4003-4	450	6000
	4	1157	190	2114	890	60	777	625	673	1030	550	930	580	550	Φ300	Φ370	Φ410	Φ460	Φ250	Φ312	–	Φ400	Φ470	4-Φ42	12-Φ26	12-Φ36	Y4005-4	560	6000
	5	1357	190	2314	1090	60	977	625	673	1030	550	930	580	550	Φ300	Φ370	Φ410	Φ460	Φ250	Φ312	–	Φ400	Φ470	4-Φ42	12-Φ26	12-Φ36	Y4502-4	710	6000

注：括号内数值为MD450-60(SL)在6级时的电机型号及功率。 Note: the numerals in the bracket are the motor model and power with MD450-60(SL) at class 6.

表5 MD型泵的外形及安装尺寸(单泵底座 见图五) Table5 Series pump figure and dimension table (pump foundation see figure 5)

泵型号 Pump type	级数 No of stage \ 尺寸 Unit:mm	L	L1	L2	L3	L4	L5	L6	L7	L8	B	B1	B2	H	H1	D1	D2	D3	D4	D5	D6	D7	D8	D9	n1孔-Φd	n2孔-Φd1	n3孔-Φd0	n4孔-Φd0	配套电机 Ligand motor 型号 Type	功率 Power (kW)	电压 Volt (V)
MD 600-60 (SL)	6	1557	190	2314	1290	60	1177	625	673	1030	550	930	600	420	350	Φ300	Φ370	Φ410	Φ460	Φ250	Φ312	-	Φ400	Φ470	4-Φ42	12-Φ26	12-Φ26	12-Φ36	Y4504-4	900	6000
	7	1757	190	2714	1490	60	1377	625	673	1030	550	930	600	420	350	Φ300	Φ370	Φ410	Φ460	Φ250	Φ312	-	Φ400	Φ470	4-Φ42	12-Φ26	12-Φ26	12-Φ36	Y5001-4	1000	6000
	8	1957	190	2914	1690	60	1577	625	673	1030	550	930	600	420	350	Φ300	Φ370	Φ410	Φ460	Φ250	Φ312	-	Φ400	Φ470	4-Φ42	12-Φ26	12-Φ26	12-Φ36	Y5002-4	1120	6000
	9	2157	190	3114	1890	60	1777	625	673	1030	550	930	600	420	350	Φ300	Φ370	Φ410	Φ460	Φ250	Φ312	-	Φ400	Φ470	4-Φ42	12-Φ26	12-Φ26	12-Φ36	Y5003-4	1250	6000
	10	2357	190	3314	2090	60	1977	625	673	1030	550	930	600	420	350	Φ300	Φ370	Φ410	Φ460	Φ250	Φ312	-	Φ400	Φ470	4-Φ42	12-Φ26	12-Φ26	12-Φ36	Y5004-4	1400	6000
MD 720-60 (SL)	2	712	150	1744	518.5	42	412	607	674	1050	620	970	700	629	550	Φ300	Φ370	Φ410	Φ460	Φ300	Φ363	Φ412	Φ460	Φ530	4-Φ35	12-Φ24	12-Φ24	12-Φ39	Y4001-4	355	6000
	3	897	150	1929	703.5	42	597	607	674	1050	620	970	700	629	550	Φ300	Φ370	Φ410	Φ460	Φ300	Φ363	Φ412	Φ460	Φ530	4-Φ35	12-Φ24	12-Φ24	12-Φ39	Y4005-4	560	6000
	4	1082	150	2114	888.5	42	782	607	674	1050	620	970	700	629	550	Φ300	Φ370	Φ410	Φ460	Φ300	Φ363	Φ412	Φ460	Φ530	4-Φ35	12-Φ24	12-Φ24	12-Φ39	Y4502-4	710	6000
	5	1267	150	2299	1073.5	42	967	607	674	1050	620	970	700	629	550	Φ300	Φ370	Φ410	Φ460	Φ300	Φ363	Φ412	Φ460	Φ530	4-Φ35	12-Φ24	12-Φ24	12-Φ39	Y4503-4	800	6000
	6	1452	150	2484	1258.5	42	1152	607	674	1050	620	970	700	629	550	Φ300	Φ370	Φ410	Φ460	Φ300	Φ363	Φ412	Φ460	Φ530	4-Φ35	12-Φ24	12-Φ24	12-Φ39	Y5001-4	1000	6000
	7	1637	150	2669	1443.5	42	1337	607	674	1050	620	970	700	629	550	Φ300	Φ370	Φ410	Φ460	Φ300	Φ363	Φ412	Φ460	Φ530	4-Φ35	12-Φ24	12-Φ24	12-Φ39	Y5003-4	1250	6000
	8	1822	150	2854	1628.5	42	1522	607	674	1050	620	970	700	629	550	Φ300	Φ370	Φ410	Φ460	Φ300	Φ363	Φ412	Φ460	Φ530	4-Φ35	12-Φ24	12-Φ24	12-Φ39	Y5004-4	1400	6000
MD 85-67 (SL)	3	765	182	1407 (1227)	371	-16	400	557 (431)	541	670	354.5	600	970	420	350	Φ100	Φ149 (Φ156)	Φ180	Φ220	Φ100	Φ149	Φ168	Φ200	Φ250	4-Φ28	8-Φ17.5	8-Φ17.5	8-Φ26	Y280M-2	90	380
	4	765	182	1495 (1315)	459	28	400	557 (431)	585	670	354.5	600	970	420	350	Φ100	Φ149 (Φ156)	Φ180	Φ220	Φ100	Φ149	Φ168	Φ200	Φ250	4-Φ28	8-Φ17.5	8-Φ17.5	8-Φ26	Y315S-2	110	380
	5	765	182	1583 (1403)	547	72	400	557 (431)	629	670	354.5	600	970	420	350	Φ100	Φ149 (Φ156)	Φ180	Φ220	Φ100	Φ149	Φ168	Φ200	Φ250	4-Φ28	8-Φ17.5	8-Φ17.5	8-Φ26	Y315M-2	132	380
	6	945	182	1671 (1491)	635	27	580	557 (431)	584	670	354.5	600	970	420	350	Φ100	Φ149 (Φ156)	Φ180	Φ220	Φ100	Φ149	Φ168	Φ200	Φ250	4-Φ28	8-Φ17.5	8-Φ17.5	8-Φ26	Y315L1-2	160	380
	7	945	182	1759	723	72	580	557	652	670	354.5	600	970	420	350	Φ100	Φ149 (Φ156)	Φ180	Φ220	Φ100	Φ149	Φ168	Φ200	Φ250	4-Φ28	8-Φ17.5	8-Φ17.5	8-Φ26	Y315L2-2	200	380
	8	1125	182	1847	811	24	760	557	581	670	354.5	600	970	420	350	Φ100	Φ149 (Φ156)	Φ180	Φ220	Φ100	Φ149	Φ168	Φ200	Φ250	4-Φ28	8-Φ17.5	8-Φ17.5	8-Φ26	Y3551-2	220	6000
	9	1125	182	1935	899	68	760	557	625	670	354.5	600	970	420	350	Φ100	Φ149 (Φ156)	Φ180	Φ220	Φ100	Φ149	Φ168	Φ200	Φ250	4-Φ28	8-Φ17.5	8-Φ17.5	8-Φ26	Y3552-2	250	6000
MD 250-150 250-150(A) (SL)	5	986	171	2156	714	37	644	665	714	1170	644	990	1120	580	650	Φ250	Φ332	Φ370	Φ425	Φ175	Φ213	Φ340	Φ394	Φ475	4-Φ48	12-Φ30	12-Φ48	12-Φ48	Y4503-2	900	6000
	6	1101	171	2271	829	37	759	665	714	1170	644	990	1120	580	650	Φ250	Φ332	Φ370	Φ425	Φ175	Φ213	Φ340	Φ394	Φ475	4-Φ48	12-Φ30	12-Φ48	12-Φ48	Y4504-2	1000	6000
	7	1216	171	2386	944	37	874	665	714	1170	644	990	1120	580	650	Φ250	Φ332	Φ370	Φ425	Φ175	Φ213	Φ340	Φ394	Φ475	4-Φ48	12-Φ30	12-Φ48	12-Φ48	Y5002-2	1250	6000
	8	1331	171	2501	1059	37	989	665	714	1170	644	990	1120	580	650	Φ250	Φ332	Φ370	Φ425	Φ175	Φ213	Φ340	Φ394	Φ475	4-Φ48	12-Φ30	12-Φ48	12-Φ48	Y5003-2	1400	6000
	9	1446	171	2616	1174	37	1104	665	714	1170	644	990	1120	580	650	Φ250	Φ332	Φ370	Φ425	Φ175	Φ213	Φ340	Φ394	Φ475	4-Φ48	12-Φ30	12-Φ48	12-Φ48	Y5004-2	1600	6000
	10	1561	171	2731	1289	37	1219	665	714	1170	644	990	1120	580	650	Φ250	Φ332	Φ370	Φ425	Φ175	Φ213	Φ340	Φ394	Φ475	4-Φ48	12-Φ30	12-Φ48	12-Φ48	Y5601-2	1800	6000
	11	1676	171	2846	1304	37	1334	665	714	1170	644	990	1120	580	650	Φ250	Φ332	Φ370	Φ425	Φ175	Φ213	Φ340	Φ394	Φ475	4-Φ48	12-Φ30	12-Φ48	12-Φ48	Y5602-2	2000	6000
MD 300-150 300-150(A) (SL)	5	986	171	2156	714	37	644	665	782	1170	644	990	1120	580	650	Φ250	Φ332	Φ370	Φ425	Φ175	Φ213	Φ340	Φ394	Φ475	4-Φ48	12-Φ30	12-Φ48	12-Φ48	Y5001-2	1120	6000
	6	1101	171	2271	829	37	759	665	782	1170	644	990	1120	580	650	Φ250	Φ332	Φ370	Φ425	Φ175	Φ213	Φ340	Φ394	Φ475	4-Φ48	12-Φ30	12-Φ48	12-Φ48	Y5002-2	1250	6000
	7	1216	171	2386	944	37	874	665	782	1170	644	990	1120	580	650	Φ250	Φ332	Φ370	Φ425	Φ175	Φ213	Φ340	Φ394	Φ475	4-Φ48	12-Φ30	12-Φ48	12-Φ48	Y5003-2	1400	6000
	8	1331	171	2501	1059	37	989	665	782	1170	644	990	1120	580	650	Φ250	Φ332	Φ370	Φ425	Φ175	Φ213	Φ340	Φ394	Φ475	4-Φ48	12-Φ30	12-Φ48	12-Φ48	Y5004-2	1600	6000
	9	1446	171	2616	1174	37	1104	665	782	1170	644	990	1120	580	650	Φ250	Φ332	Φ370	Φ425	Φ175	Φ213	Φ340	Φ394	Φ475	4-Φ48	12-Φ30	12-Φ48	12-Φ48	Y5601-2	1800	6000
	10	1561	171	2731	1289	37	1219	665	782	1170	644	990	1120	580	650	Φ250	Φ332	Φ370	Φ425	Φ175	Φ213	Φ340	Φ394	Φ475	4-Φ48	12-Φ30	12-Φ48	12-Φ48	Y5602-2	2000	6000
	11	1676	171	2846	1304	37	1334	665	782	1170	644	990	1120	580	650	Φ250	Φ332	Φ370	Φ425	Φ175	Φ213	Φ340	Φ394	Φ475	4-Φ48	12-Φ30	12-Φ48	12-Φ48	Y5603-2	2240	6000
MDS 820-100 (SL)	3	1327	250	2660	815	65	827	825	970	1245	700	1120	830	700	700	Φ350	Φ438	Φ470	Φ520	Φ300	Φ363	-	Φ500	Φ585	4-Φ56	16-Φ26	16-Φ42	16-Φ42	YB2-5003-4	1000	6000
	4	1540.5	250	2873.5	1028.5	65	1040.5	825	970	1245	700	1120	830	700	700	Φ350	Φ438	Φ470	Φ520	Φ300	Φ363	-	Φ500	Φ585	4-Φ56	16-Φ26	16-Φ42	16-Φ42	YB2-5601-4	1250	6000
	5	1754	250	3087	1242	65	1254	825	970	1245	700	1120	830	700	700	Φ350	Φ438	Φ470	Φ520	Φ300	Φ363	-	Φ500	Φ585	4-Φ56	16-Φ26	16-Φ42	16-Φ42	YB2-5603-4	1600	6000
	6	1967.5	250	3300.5	1455.5	65	1467.5	825	970	1245	700	1120	830	700	700	Φ350	Φ438	Φ470	Φ520	Φ300	Φ363	-	Φ500	Φ585	4-Φ56	16-Φ26	16-Φ42	16-Φ42	YB3-5601-4	1800	6000
	7	2181	250	3514	1669	65	1681	825	970	1245	700	1120	830	700	700	Φ350	Φ438	Φ470	Φ520	Φ300	Φ363	-	Φ500	Φ585	4-Φ56	16-Φ26	16-Φ42	16-Φ42	YB3-5603-4	2240	6000
	8	2394.5	250	3727.5	1882.5	65	1894.5	825	970	1245	700	1120	830	700	700	Φ350	Φ438	Φ470	Φ520	Φ300	Φ363	-	Φ500	Φ585	4-Φ56	16-Φ26	16-Φ42	16-Φ42	YB800M1-4	2500	6000
	9	2608	250	3941	2096	65	2108	825	970	1245	700	1120	830	700	700	Φ350	Φ438	Φ470	Φ520	Φ300	Φ363	-	Φ500	Φ585	4-Φ56	16-Φ26	16-Φ42	16-Φ42	YB800M2-4	2800	6000
MDS 1100-86 (SL)	2	1113.5	250	2446.5	601.5	65	613.5	825	970	1245	700	1120	830	700	700	Φ350	Φ438	Φ470	Φ520	Φ300	Φ363	-	Φ500	Φ585	4-Φ56	16-Φ26	16-Φ42	16-Φ42	YB2-4504-4	710	6000
	3	1327	250	2660	815	65	827	825	970	1245	700	1120	830	700	700	Φ350	Φ438	Φ470	Φ520	Φ300	Φ363	-	Φ500	Φ585	4-Φ56	16-Φ26	16-Φ42	16-Φ42	YB2-5004-4	1120	6000
	4	1540.5	250	2873.5	1028.5	65	1040.5	825	970	1245	700	1120	830	700	700	Φ350	Φ438	Φ470	Φ520	Φ300	Φ363	-	Φ500	Φ585	4-Φ56	16-Φ26	16-Φ42	16-Φ42	YB2-5603-4	1600	6000
	5	1754	250	3087	1242	65	1254	825	970	1245	700	1120	830	700	700	Φ350	Φ438	Φ470	Φ520	Φ300	Φ363	-	Φ500	Φ585	4-Φ56	16-Φ26	16-Φ42	16-Φ42	YB3-5601-4	1800	6000
	6	1967.5	250	3300.5	1455.5	65	1467.5	825	970	1245	700	1120	830	700	700	Φ350	Φ438	Φ470	Φ520	Φ300	Φ363	-	Φ500	Φ585	4-Φ56	16-Φ26	16-Φ42	16-Φ42	YB3-5603-4	2240	6000
	7	2181	250	3514	1669	65	1681	825	970	1245	700	1120	830	700	700	Φ350	Φ438	Φ470	Φ520	Φ300	Φ363	-	Φ500	Φ585	4-Φ56	16-Φ26	16-Φ42	16-Φ42	YB800M1-4	2500	6000
	8	2394.5	250	3727.5	1882.5	65	1894.5	825	970	1245	700	1120	830	700	700	Φ350	Φ438	Φ470	Φ520	Φ300	Φ363	-	Φ500	Φ585	4-Φ56	16-Φ26	16-Φ42	16-Φ42	YB800M2-4	2800	6000

注：1、MD85-67吸入段密封面为凸面，高为4.5mm。①处两尺寸分别为凸面外径。2、括号内数值为该型号使用滚动轴承时的尺寸。
Note: 1. the sealing face of MD85-67 suck-in section is a convex one, with the height as 4.5mm. The two sizes at (1) are the outer diameters of the convex face and the sealing face.
2. The numerals in the bracket are the sizes of the rolling bearing used with the pump of this model.

MD420-93型泵的外形及安装尺寸 External and erection dimensions of model MD420-93 pump

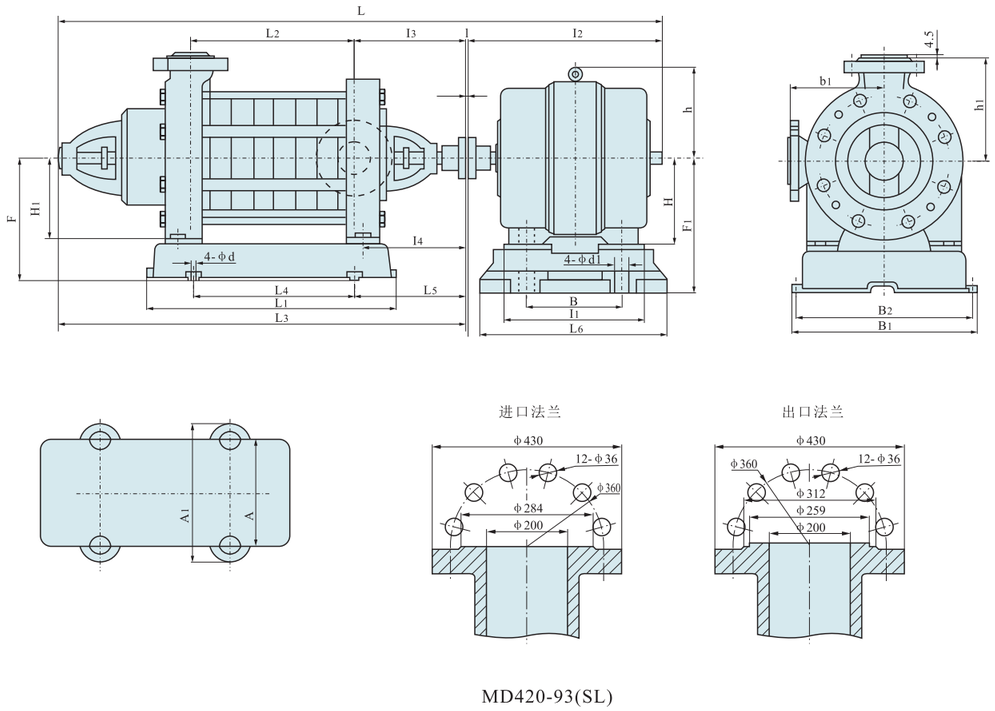

MD420-93(SL)

泵型号 Pump type	级数 No of stage	电机型号 Motor type	功率 Power (kW)	电压 Voltage (v)	L	L1	L2	L3	L4	L5	L6	l1	l2	l3	l4	A	A1	B	B1	B2	b1	H	H1	h	h1	l	F	F1	d	d1
MD420-93 (SL)	2	Y3556-4	315	6000	3665	743	380	2015	443	816	1600	1500	1650	850	810	1000	1100	900	1245	1165	650	355	525	405	650	6	755	650	35	40
	3	Y4003-4	450	6000	3922	885	522	2157	585	816	1600	1500	1765	850	810	1000	1100	1000	1245	1165	650	400	525	450	650	6	755	650	35	40
	4	Y4501-4	630	6000	4199	1027	664	2299	727	816	1820	1720	1900	850	840	1080	1180	1120	1245	1165	650	450	525	450	650	6	755	650	35	40
	5	Y4503-4	800	6000	4341	1169	806	2441	869	816	1820	1720	1900	850	810	1080	1180	1120	1245	1165	650	450	525	500	650	6	755	650	35	40
	6	Y5001-4	1000	6000	4833	1311	948	2583	1011	816	1930	1830	2250	850	810	1220	1320	1250	1245	1165	650	500	525	550	650	6	755	700	35	40
	7	Y5002-4	1120	6000	4975	1453	1090	2725	1153	816	1930	1830	2250	850	810	1220	1320	1250	1245	1165	650	500	525	550	650	6	755	700	35	40
	8	Y5003-4	1250	6000	5117	1595	1232	2867	1295	816	1930	1830	2250	850	810	1220	1320	1250	1245	1165	650	500	525	550	650	6	755	700	35	40
	9	Y5004-4	1400	6000	5259	1737	1374	3009	1437	816	1930	1830	2250	850	810	1220	1320	1250	1245	1165	650	500	525	550	650	6	755	700	35	40
	10	Y5601-4	1600	6000	6051	1879	1516	3151	1579	816	2050	1960	2900	850	810	1320	1420	1400	1245	1165	650	560	525	1200	650	6	755	700	35	40
	11	Y5602-4	1800	6000	6193	2021	1658	3293	1721	816	2050	1960	2900	850	810	1320	1420	1400	1245	1165	650	560	525	1200	650	6	755	750	35	40
	12	Y5603-4	2000	6000	6335	2163	1800	3435	1863	816	2050	1960	2900	850	810	1320	1420	1400	1245	1165	650	560	525	1200	650	6	755	750	35	40

注：所有高压电机型号尺寸均参照佳木斯高压电机资料，仅供参考。若需准确的外形尺寸和安装尺寸请与本公司联系。
Note: all the high voltage motor models and dimensions are referred to the high voltage motor material of Jiamusi, for reference only. Please contact with this Co. for accurate out-form and installation dimensions.

管路损耗参考表 Reference table for pipeline loss

直管摩擦损失简表(供估计用)100m直管损失米数以新铸铁管为标准，旧管加倍。

Brief table for the frictional loss of a straight pipe(for evaluation), the lost meters of a 100m straight pipe takes the newly cast iron pipe as the standard and multiple for the old one.

管径 Pipe diameter (mm)	流量 Capacity (L/s)																							
	1	2	4	6	8	10																		
25	32.7	13.0																						
38	3.5	14	55				15	20																
50	0.8	3.1	13	29					25	30														
65		1.6	3.2	7.1	13	20					40	50												
75		0.4	0.8	3.3	5.9	9.6	21.6						60	70										
100			0.23	0.8	1.3	2.1	6.8	8.6	13	19.4					80	90								
125				0.23	0.4	0.63	1.3	2.7	4.1	5.9	10.7						100	110						
150					0.16	0.26	0.58	1.1	1.6	2.3	4.2	6.4	9.4						120	130				
175						0.11	0.27	0.5	0.74	1.05	1.9	2.9	4.3	5.8	7.7	9.6					140	160		
200							0.13	0.26	0.37	0.53	0.93	1.5	2.1	2.9	3.7	4.7	6.1	7.2	8.5				180	200
250								0.07	0.12	0.18	0.30	0.48	0.68	0.93	1.2	1.5	1.9	2.3	2.8	3.3	3.7	4.9	5.2	
300										0.07	0.12	0.19	0.27	0.37	0.49	0.61	0.76	0.9	1.1	1.3	1.5	2.0	2.4	3.0

The length of a straight pipe converted into from both valve and elbow(each)

种类 Variety	折合直管直径倍数 Convert into the times of the diameter of a straight pipe	备注 Remark
标准弯管 Standard elbow	12	未畅开加倍 Multiple in case of unopen
全开闸阀 Fully opened gate valve	25	
逆止阀 Back valve	100	
底阀 Foot valve	100	部分堵塞加倍 Partial block-up multipled

注：例如100mm直径管，底阀折合100倍直径等于100×100=10000mm=10m直径长度，假定流量为8L/s查上表，直管每100m损失1.3m，则10m损失0.13m，即一个100mm底阀，流量为8L/s时，则损失扬程0.13m。

Note:For instance, a 100mmdiameter pipe, the foot valve has a 100×100=10000mm=10m diameter when which is converted into 100 times that of the pipe's diameter. Suppose the flow is 8L/s, looked into the above table, the loss of the straight pipe is 1.3m each 100m, then the one for 100mm is 0.13m, that is, for a 100mm foot valve with a flow 8L/s, its head low is 0.13m.

Limit of the maximun flow for a pipe with a certain diameter

管路直径 Pipeline diameter (mm)	最大流量 Maximum flow (L/s)	最大流速 Maximum flow rate (m/s)	管路直径 Pipeline diameter (mm)	最大流量 Maximum flow (L/s)	最大流速 Maximum flow rate (m/s)
25	1	2.04	125	30.0	2.44
38	2.5	1.69	150	43.0	2.45
50	4.17	2.12	175	60.0	2.49
65	6.67	2.01	200	83.3	2.69
75	10.0	2.26	250	133.0	2.72
100	18.4	2.33	300	192.0	2.71

注：超过此限使管路损失显著增加。

Note: The pipeline loss would be made greatly increased once the limit is over.