由于我们在不断努力改进产品，我们保留样本数据更改的权利，敬请谅解。

As we are constantly endeavouring to improve the performance of our equipment.
The company reserves the right to make alteration from time to time and equipment differ from that detailed in this brochure.

上海连成（集团）有限公司
SHANGHAI LIANCHENG (GROUP) CO.,LTD.

地址：上海市江桥曹安公路3616–3618号
邮编：201812
总机：(021) 59138888
传真：(021) 59136782
800免费咨询电话：800–820–5009
400免费咨询电话：400-188-5009

Address:3616–3618 Cao'an Road, Jiangqiao Shanghai
P.C.: 201812
Switchboard: (021) 59138888
Fax: (021) 59136782
800 Free consultation Tel:800–820–5009
400 Free consultation Tel：400-188-5009

www.lcpumps.com
webmaster@lcpumps.com

版权所有 翻印必究 ©连成集团
All rights reserved.Pirate is forbidden.

2014 年 第一版 第一次印刷
first printing and first edition in 2014

印刷日期：2014.02.20
Date of printing：2014.02.20

连成集团
LIANCHENG GROUP
中国驰名商标 • 国家级创新型企业

SLZA E/F 系列流程泵

SLZA E/F SERIES PROCESS PUMP

目　录

CONTENTS

概 述
Outline　1

结构图
Structure drawing　6

结构变形
Structure evolution　7

轴封部面图
Cross-sectional drawing of shaft seal　8

API682典型密封冲洗方案图
API682 classic seal flush plan drawing　9

最大允许工作压力(P–T图)
Max. allowable working pressure (P-T drawing)　10

驱动功率的规定
Provisions of drive power　11

粘性介质
Viscous liquid　12

性能曲线图
Performance curve　16

外形及安装尺寸图
External form and installation dimension drawing　38

管口载荷
Loading of pipe orifice　105

泵体材料介质适应表
Table of the pump casing materials suitable for the media　108

概 述 Outline

1．1　SLZA系列流程泵

该系列泵为卧式、单级离心泵、后拉出式设计，符合《石油、重化学和天然气工业用离心泵》ANSI/API 610-2004第十版和GB/T3215-2007《石油、重化学和天然气工业用离心泵》 国家标准。

1.1 SLZA series processing pump

This series of pumps are horizontal, singe stage, back pull-out design, they meet 10th version of ANSI/API610-2004 《CENTRIFUGAL PUMPS FOR OIL, HEAVY CHEMICAL AND NATUAL GAS INDUSTRY》and National standard GB/T3215-2007 of《CENTRIFUGAL PUMPS FOR OIL, HEAVY CHEMICAL AND NATUAL GAS INDUSTRY》.

型号意义 Model meaning

SLZA O 100 - 3 315

- 315：叶轮名义直径 Impeller nominal diameter（mm）
- 3：悬架号 Suspension
- 100：出口口径 Discharge size DN（mm）
- O：结构代号：ZA, OH1；E、F, OH2；O, 开式叶轮
  Structural code：ZA, OH1; E、F, OH2; O, Open type impeller
- SLZA：泵系列代号：流程泵
  Pump serial code: Processing pump

应用范围

输送清洁和稍有污染、低温和高温、化学中性和腐蚀性介质。

主要用于：

- ●炼油厂、石油化学工业、煤加工工业和低温工程
- ●化学工业、造纸、纸浆业、制糖业等普通流程工业
- ●供水厂和海水淡化厂
- ●供暖和空气调节系统
- ●电站的辅助系统
- ●环境保护工程
- ●船舶及海上工程

运行参数

口　径	DN	25~400mm
流　量	Q	可达2600m^3/h
扬　程	H	可达 300m
工作压力	P	可达7.5MPa(跟材料及工作温度有关，详见P-T图)
工作温度	t	-80℃ ~ +450℃

Application range

For transferring clean and little contaminated, lower and high temperature, chemical neutral and corrosive liquid.

Mainly for:

- ●Refinery, petrol-chemical industry, coal processing and lower temperature engineering
- ●Chemical industry, paper-making, pulp, sugar and such like normal processing industry
- ●Water supply plant and sea water desalination
- ●Heat supply and air-conditioning system
- ●Auxiliary system of power station
- ●Environment protection engineering
- ●Ships and offshore engineering

Operating parameter

Size: 25~400mm
Capacity: up to 2600m^3/h
Head: up to 300m
Operating pressure: up to 7.5MPa(Detailes will be refer to drawing of P-T, according to different temperature to select right materials)
Operating temperature: -80℃~+450℃

设计

SLZA系列为径向剖分泵壳，其中SLZA为API610标准OH1型泵，SLZAE、SLZAF为API610标准OH2型泵。通用化程度高，水力部件和轴承部件一致；系列泵型可加装保温夹套结构；泵效率高；泵体与叶轮的腐蚀裕量较大；轴采用轴套密封保护，完全与介质隔离，避免了轴的腐蚀，使泵的整体寿命得到提高；电机采用加长节膜片联轴器，维护时，可以在不拆御管路和电机，非常方便快捷。

泵体

口径DN80以上泵体采用双蜗壳，以平衡径向力，从而降低泵的噪音，轴承寿命得到延长；SLZA泵体依靠底脚支撑，SLZAE、SLZAF泵体为中心支撑。

法兰

吸入法兰水平吸入、吐出法兰垂直向上，法兰可以承受较大的管口载荷。法兰根据客户要求，可以执行GB、HG、DIN、ANSI标准，吸入法兰和吐出法兰具有相同的压力等级。

汽蚀性能

叶片向叶轮进口延伸，同时口径加大，泵的抗汽蚀性能优良，特殊情况下可加装诱导轮提高泵的抗汽蚀性能。

轴承和润滑

轴承悬架为一个整体，轴承采用油浴润滑，甩油环保证充分润滑，从而防止由于润滑油油位过低而引起的局部温升。根据具体工况，轴承悬架可以无冷（设有散热筋）、水冷却（设有水冷套）和风冷却（设有风扇）。轴承由迷宫式防尘盘密封。

轴封

轴封可选用填料或机封密封.

泵的密封及辅助冲洗方案按照API682配置，以确保泵在不同工况下的密封可靠性。

泵转向

从驱动端方向看泵为顺时针方向旋转。

Design

SLZA series are with radial split casing, among which SLZA are OH1 types of API610 pumps, SLZAE and SLZAF are OH2 types of API610 pumps. Highgeneralization degree, no difference of hydraulic parts and bearing parts, series of pump can be installed insulation jacket structure; high pump efficiency; Bigger corrosion allowance for casing and impeller; Shaft with shaft sleeve, totally isolated to the liquid, avoid corrosion of shaft, improves lifespan of the pumpset; Motor is with extended diaphragm coupling, easy and smart maintenance, without taking apart pipes and motor.

Casing

Sizes over 80mm, casings are double volute type to balance radial thrust to improve noise and extend lifespan of the bearing; SLZA pumps are supported by foot, SLZAE and SLZAF are central support type.

Flanges

Suction flange is horizontal, discharge flange is vertical, flange can bear more pipe load. According to client's requirements, flange standard can be GB, HG, DIN, ANSI, suction flange and discharge flange have the same pressure class.

Cavitation performance

Vanes extend to suction of impeller, at the same time size of casing enlarged, thus make the pumps have better cavitation performance. For special purpose, induction wheel can be equipped to improve the anti-cavitation performance.

Bearing and lubrication

Bearing support is a wholly one, bearings are lubricated with oil bath, oil slinger can ensure enough lubrication, all these prevent somewhere temperature rise because of lower lubricating oil. According to specific work condition, bearing suspension can be non-cooling(with steel heat), water cooling (with water cooling jacket) and air cooling(with fan). Bearings are sealed by labyrinth dustproof disc.

Shaft seal

Shaft seal can be packing seal and mechanical seal.

Seal of pump and auxiliary flush plan will be in accordance with API682 to ensure safe and reliable seal in different work condition.

Pump rotation direction

CW viewed from drive end.

1. 2 各型号运行参数

SLZA系列流程泵

口　　径 DN　25~400mm
流　　量 Q　可达2600m³/h
扬　　程 H　可达 300m
工作压力 P　可达2.5MPa(跟材料及工作温度有关，详见P-T图)
工作温度 t　-80℃ ~ +177℃

该型泵为API610 OH1型泵。

SLZAE系列流程泵

口　　径 DN　25~400mm
流　　量 Q　可达2600m³/h
扬　　程 H　可达 300m
工作压力 P　可达5.0MPa(跟材料及工作温度有关，详见P-T图)
工作温度 t　-80℃ ~ +450℃

该型泵为API610 OH2型泵。

SLZAF系列流程泵

口　　径 DN　25~400mm
流　　量 Q　可达2600m³/h
扬　　程 H　可达 300m
工作压力 P　可达7.5MPa(跟材料及工作温度有关，详见P-T图)
工作温度 t　-80℃ ~ +450℃

该型泵为API610 OH2型泵。

SLZAO系列流程泵

该系列泵为卧式、单级离心泵、后拉出式设计，符合《石油、重化学和天然气工业用离心泵》ANSI/API 610-2004第十版和GB/T3215-2007《石油、重化学和天然气工业用离心泵》国家标准；根据压力不同，该系列API610标准OH1、OH2型泵。

应用范围

输送稍有污染、高粘度、化学中性和腐蚀性介质。

1.2 Operation parameter of each model

SLZA series processing pump

Size: 25~400mm
Capacity: up to 2600m³/h
Head: up to 300m
Operating pressure: up to 2.5MPa (Detailes will be refer to drawing of P-T, according to different temperature to select right materials)
Operating temperature: -80℃~+177℃
This type is API610 OH1 type pumps.

SLZAE series processing pump

Size: 25~400mm
Capacity: up to 2600m³/h
Head: up to 300m
Operating pressure: up to 5.0MPa (Detailes will be refer to drawing of P-T, according to different temperature to select right materials)
Operating temperature: -80℃~+450℃
This type is API610 OH2 type pumps.

SLZAF series processing pump

Size: 25~400mm
Capacity: up to 2600m³/h
Head: up to 300m
Operating pressure: up to 7.5MPa (Detailes will be refer to drawing of P-T, according to different temperature to select right materials)
Operating temperature: -80℃~+450℃
This type is API610 OH2 type pumps.

SLZAO series processing pump

This series of pumps are horizontal, singe stage, back pull-out design, they meet 10th version of ANSI/API610-2004 《CENTRIFUGAL PUMPS FOR OIL, HEAVY CHEMICAL AND NATUAL GAS INDUSTRY》and National standard GB/T3215-2007 of《CENTRIFUGAL PUMPS FOR OIL, HEAVY CHEMICAL AND NATUAL GAS INDUSTRY》. This type is API610 OH1, OH2 typepumps according to pressure.

Application range

For transferring little contaminated, high viscosity, chemical neutral and corrosive liquid.

主要用于：

●炼油厂、石油化学工业、煤加工工业和低温工程
●化学工业、造纸、纸浆业、制糖业等普通流程工业
●海水淡化厂
●电站的辅助系统
●环境保护工程
●船舶及海上工程

运行参数

口　　径	DN	40~400mm
流　　量	Q	可达2000m³/h
扬　　程	H	可达220m
工作压力	P	可达5.0MPa(跟材料及工作温度有关，详见P-T图)
工作温度	t	可达+450℃

设计

SLZAO系列为径向剖分泵壳，API610标准OH1、OH2型泵。通用化程度高，水力部件和轴承部件与SLZA、SLZAE系列一致；叶轮为开式或者半开式，配合可更换的泵体前后耐磨板，适用于输送含有颗粒、渣浆以及具有粘性的各种介质。轴采用轴套密封保护，完全与介质隔离，避免了轴的腐蚀，使泵的整体寿命得到提高；电机采用加长节膜片联轴器，维护时，可以在不拆御管路和电机，非常方便快捷。

泵体

口径DN80以上泵体采用双蜗壳，以平衡径向力，从而降低泵的噪音，轴承寿命得到延长；泵体采用中心或者底脚（根据压力不同）支撑。

法兰

吸入法兰水平吸入、吐出法兰垂直向上，法兰可以承受较大的管口载荷。法兰根据客户要求，可以执行GB、HG、DIN、ANSI标准，吸入法兰和吐出法兰具有相同的压力等级。

Mainly for:

●Refinery, petrol-chemical industry, coal processing and lower temperature engineering
●Chemical industry, paper-making, pulp, sugar and such like normal processing industry
●Sea water desalination
●Auxiliary system of power station
●Environment protection engineering
●Ships and offshore engineering

Operating parameter

Size: 40~400mm
Capacity: up to 2000m³/h
Head: up to 220m
Operating pressure: up to 5.0MPa (Detailes will be refer to drawing of P-T, according to different temperature to select right materials)
Operating temperature: up to +450℃

Design

SLZAO series are with radial split casing, and OH1 types of API610 pumps, SLZAE and SLZAF are OH2 types of API610 pumps. High generalization degree, Hydraulic parts and bearings are same as SLZA and SLZAE sieres; Impeller is open or semi-open type, matched with front and back wear-resistant plate, applicable for transferring various liquids with solid, slag oars, viscous fluid etc. Shaft with shaft sleeve, totally isolated to the liquid, avoid corrosion of shaft, improves lifespan of the pumpse; Motor is with extended diaphragm coupling, easy and smart maintenance, without taking apart pipes and motor.

Casing

Sizes over 80mm, casings are double volute type to balance radial thrust to improve noise and extend lifespan of the bearing; SLZA pumps are supported by foot, SLZAE and SLZAF are central support type.

Flanges

Suction flange is horizontal, discharge flange is vertical, flange can bear more pipe load. According to client's requirements, flange standard can be GB, HG, DIN, ANSI, suction flange and discharge flange have the same pressure class.

汽蚀性能

叶片向叶轮进口延伸，同时口径加大，使泵的抗汽蚀性能优良，特殊情况下可设计诱导轮达到更好的抗汽蚀性能。

轴承和润滑

轴承悬架为一个整体，驱动端轴承采用轴承盒安装，可不拆卸泵的情况下，外部抽轴，调整叶轮与前后耐磨板的工作间隙。轴承采用油浴润滑，甩油环保证充分润滑，从而防止由于润滑不充分而引起的局部温升。根据具体工况，轴承悬架可以无冷（设有散热筋）、水冷却（设有水冷套）和风冷却（设有风扇）。轴承由迷宫式防尘盘密封。

轴封

轴封可选用填料或机封密封.

泵的密封及辅助冲洗方案按照API682配置，以确保泵在不同工况下的密封可靠性。

泵转向

从驱动端方向看泵为顺时针方向旋转。

更加详细的技术数据和运行极限见我公司的有关技术资料。

Cavitation performance

Vanes extend to suction of impeller, at the same time size of casing enlarged, thus make the pumps have better cavitation performance. For special purpose, induction wheel can be equipped to improve the anti-cavitation performance.

Bearing and lubrication

Bearing support is a wholly one, bearings are lubricated with oil bath, oil slinger can ensure enough lubrication, all these prevent somewhere temperature rise because of lower lubricating oil. According to specific work condition, bearing suspension can be non-cooling(with steel heat), water cooling (with water cooling jacket) and air cooling(with fan). Bearings are sealed by labyrinth dustproof disc.

Shaft seal

Shaft seal can be packing seal and mechanical seal.

Seal of pump and auxiliary flush plan will be in accordance with API682 to ensure safe and reliable seal in different work condition.

Pump rotation direction

CW viewed from drive end.

More detailed technical data and operating condition will be referred to related technical information of our company.

结构图 Structure drawing

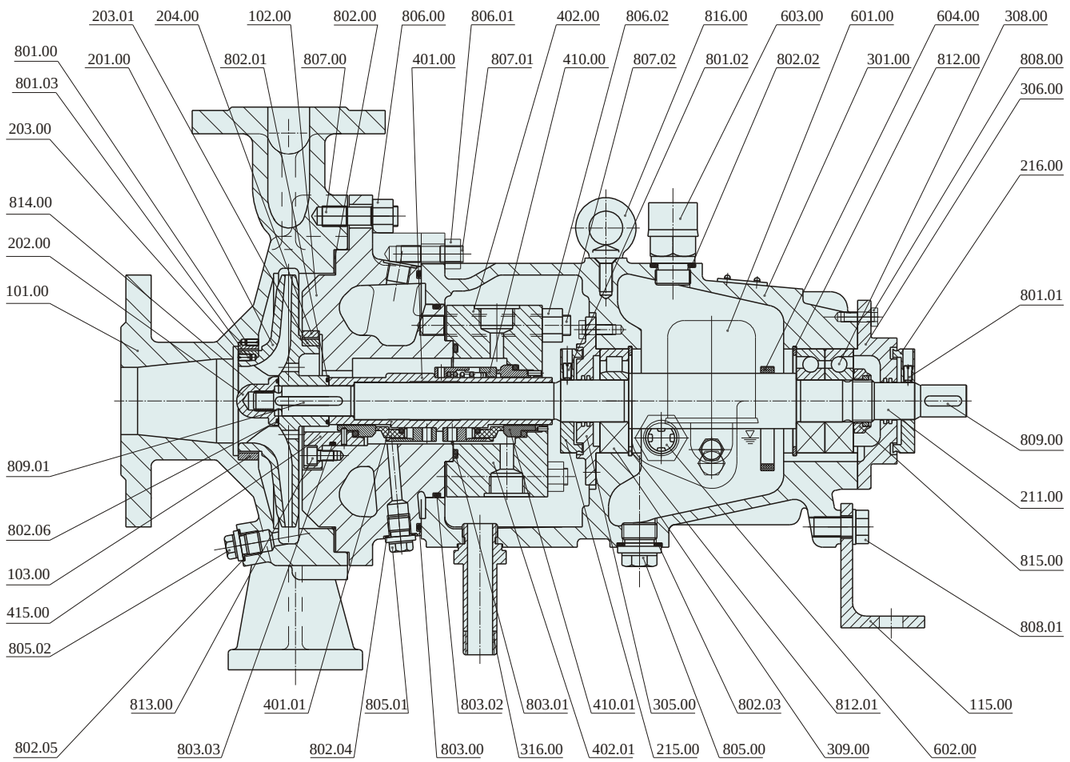

101.00	泵 体 Pump casing	211.00	轴 Shaft	401.00	轴 套 Bearing sleeve	603.00	油分离器 Oil separator	808.00	螺 栓 Bolt
102.00	泵 盖 Pump cover	215.00	前折流盘 Front baffle plate	401.01	轴 套 Bearing sleeve	604.00	甩油环 Oil slinger	809.00	键 Key
103.00	泵体口环 Casing wear ring	216.00	后折流盘 After baffle plate	402.00	机封压盖 Machine seal gland	801.00	螺 钉 Screw	812.00	弹性挡圈 The circlip
115.00	支 脚 Support	301.00	轴承箱体 Bearing housing	402.01	机封压盖 Machine seal gland	802.00	密封垫片 Sealing gasket	813.00	螺 钉 Screw
201.00	叶 轮 Impeller	305.00	前轴承盖 Front bearing gland	410.00	机械密封 Mechanical seal	802.06	密封垫片 Sealing gasket	814.00	钢丝螺套 Wire threaded sleeve
202.00	叶轮螺母 Impeller nut	306.00	后轴承盖 After bearing gland	410.01	机械密封 Mechanical seal	803.00	O型圈 O-ring	815.00	圆螺母 Round nut
203.00	叶轮前口环 Front wear ring of impeller	308.00	轴 承 Bearing	415.00	内压盖 Internal gland	805.00	螺 塞 Plug	816.00	吊环螺钉 Screw ring
203.01	叶轮后口环 Back wear ring of impeller	309.00	轴 承 Bearing	601.00	恒位油杯 Constant level oiler	806.00	螺 母 Nut		
204.00	泵盖口环 Cover wear ring	316.00	排残液管 Discharge the residual liquid pipe	602.00	油 窗 Oil window	807.00	螺 柱 Stud		

结构变形 Structure evolution

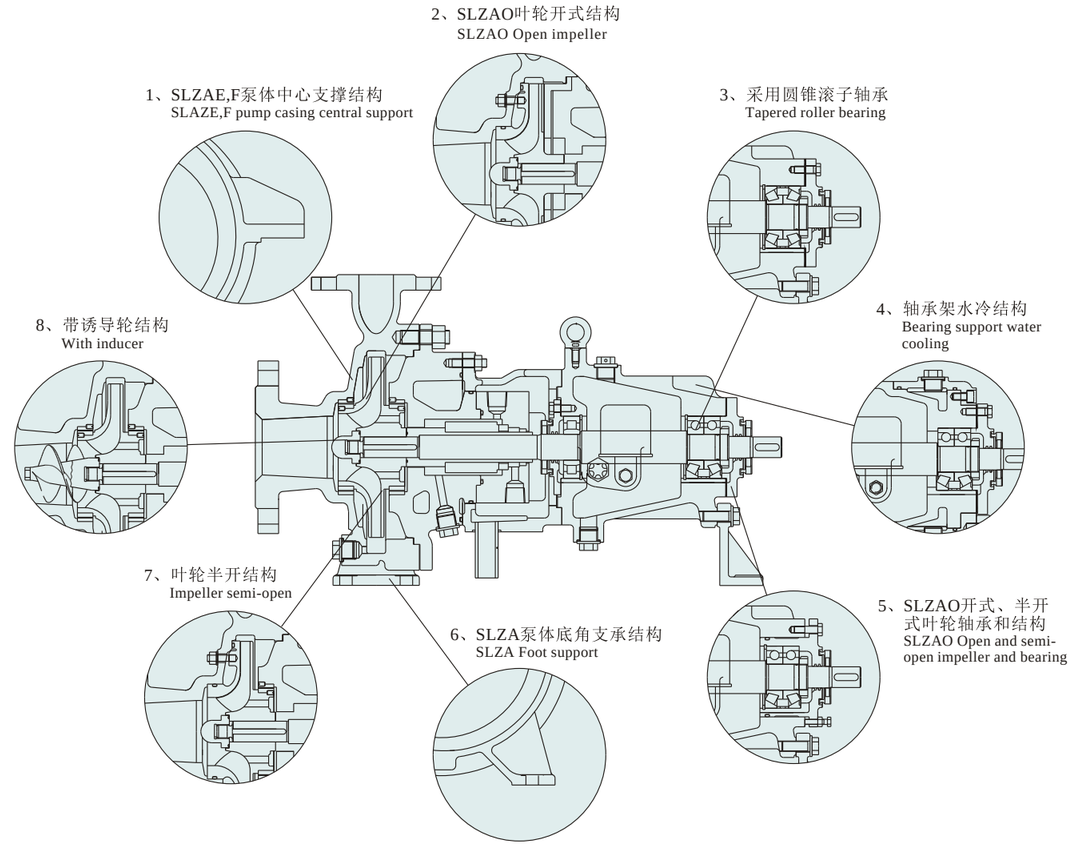

轴封部面图 Cross–sectional drawing of shaft seal

填料密封
Packing seal

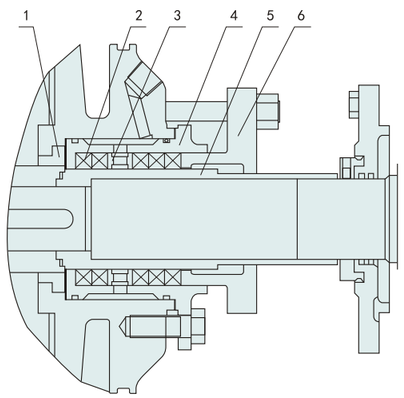

1 喉部衬套 Throat sleeve	2 填料 Packing	3 水封环 Water seal ring	4 填料衬套 Packing bush
5 轴套 Shaft sleeve	6 填料压盖 Packing gland		

单端面机封
Single mechanical seal

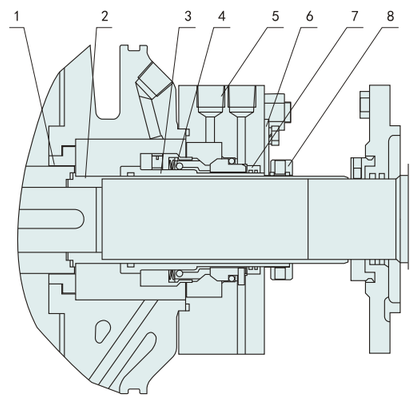

1 喉部衬套 Throat sleeve	2 护轴套 Shaft bush	3 轴套 Shaft sleeve	4 机械密封 Mechanical seal
5 密封压盖 Seal gland	6 定位板 Position plate	7 节流衬套 Throttle sleeve	8 调整环 Adjusting ring

“背靠背”双端面机封
Back to back double mechanical seal

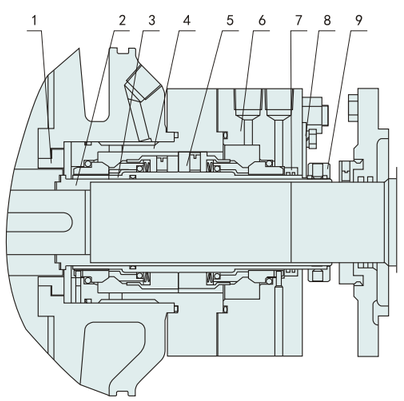

1 喉部衬套 Throat sleeve	2 护轴套 Shaft bush	3 轴套 Shaft sleeve	4 静环座 Static ring seat
5 机械密封 Mechanical seal	6 密封压盖 Seal gland	7 节流衬套 Throttle sleeve	8 定位板 Position plate
9 调整环 Adjusting ring			

“串联”双端面机封
Tandem double mechanical seal

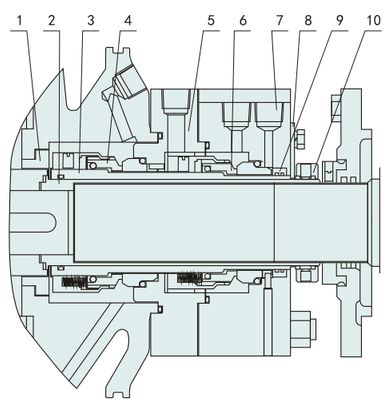

1 喉部衬套 Throat sleeve	2 护轴套 Shaft bush	3 轴套 Shaft sleeve	4 机械密封 Mechanical seal
5 静环座 Static ring seat	6 机械密封 Mechanical seal	7 密封压盖 Seal gland	8 定位板 Position plate
9 节流衬套 Throttle sleeve	10 调整环 Adjusting ring		

API682典型密封冲洗方案图 API682 classic seal flush plan drawing

PLAN11：工作介质从泵出口经过管路进入密封腔
Working fluid enters seal housing through pipeline from pump discharge

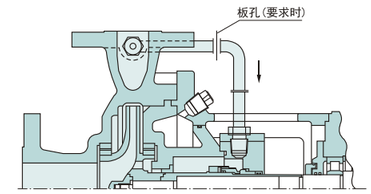

该方案主要用于凝结水，常温汽、柴油等。（高温不能采用此方案） The plan mainly for condensated water, normal temperature steam, diesel etc.(Not for high temperature condition)

PLAN21：循环液从泵出口通过换热器降温进入密封腔
Circulating liquid enters sealing housing cooled by heat-exchanger at discharge of pump

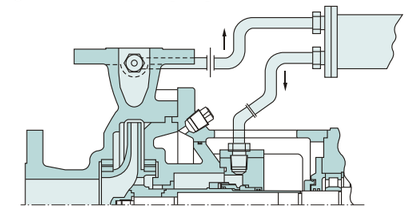

该方案主要用于高温纯净的工作介质中。
Circulating fluid enters seal housing after cooled by heater exchanger from pump discharge.

PLAN32：冲洗液从外部引入密封腔
Flush from outside



该方案主要用于含有固体颗粒或含有杂质的情况。（注意外来冲洗液避免对介质产生影响） Flush fluid enters seal housing from outside, the plan mainly for liquid with solid or impurities. (Attention outside flush fluid affect the liquid pumped)

PLAN54：外接液源提供冲洗的背靠背双端面机封
Back to back double mechanical seal for outside flush resource

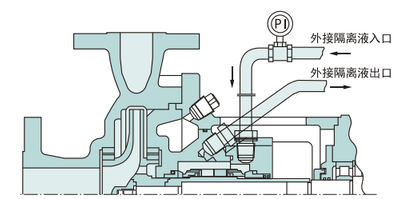

PLAN11+52：串联双端面机械密封典型冲洗方案，前端密封11方案后端密封无压冲洗，后端密封带效应环。
Classic flush plan for tandem double mechanical seal, front seal plan 11, back non-pressure flush, back seal with effect ring.

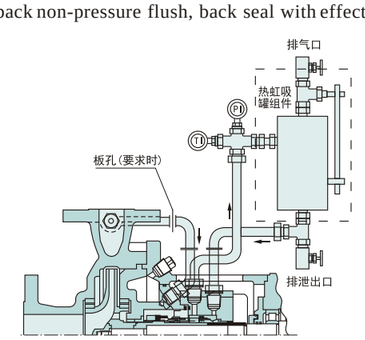

PLAN53：循环有压介质冲洗的背靠背双端面机械密封，也可用于串联双端面机械密封后端密封冲洗方案。
Circulating pressured liquid flush BACK TO BACK double mechanical seal, can also be for tandem double mechanical seal back seal flush plan.

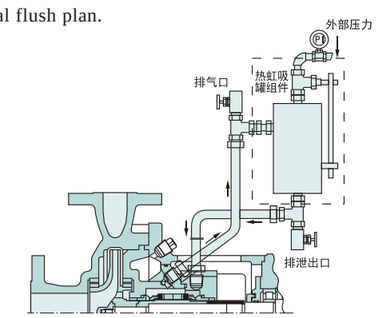

注：以上冲洗方案为常用密封方案中的一部分，本公司会根据客户提供的具体工况配备最适用的密封方案。
Attention: Above are only part of normal seal plans, according to specific work condition, we can supply the best seal plan.

最大允许工作压力(P–T图) Max. allowable working pressure (P–T drawing)

SLZA最大允许工作压力（P-T图）
Max. Allowable working pressure of SLZA (P-T drawing)

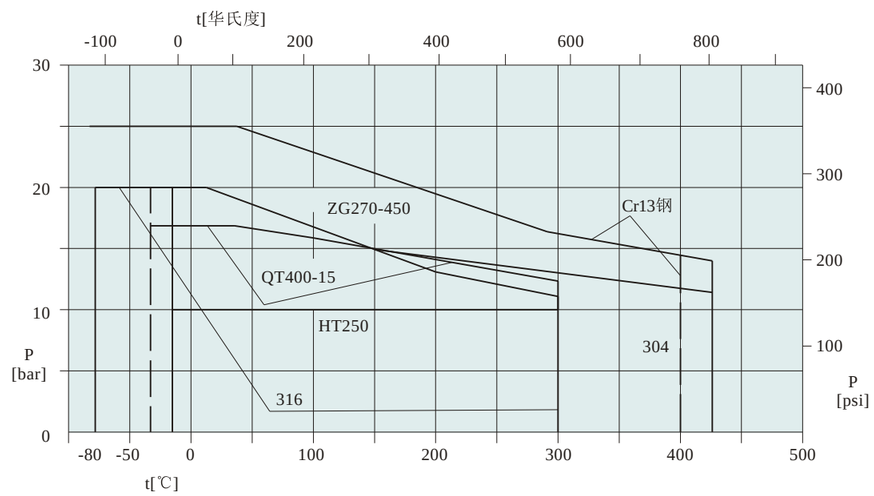

SLZAE最大允许工作压力（P-T图）
Max. Allowable working pressure of SLZAE (P-T drawing)

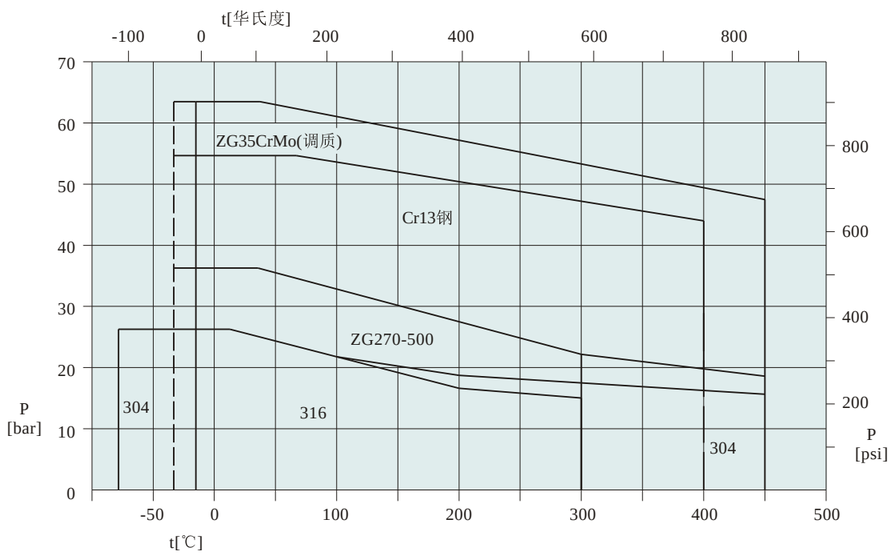

最大允许工作压力(P–T图) Max. allowable working pressure (P–T drawing)

SLZAF最大允许工作压力（P-T图）
Max. Allowable working pressure of SLZAF (P-T drawing)

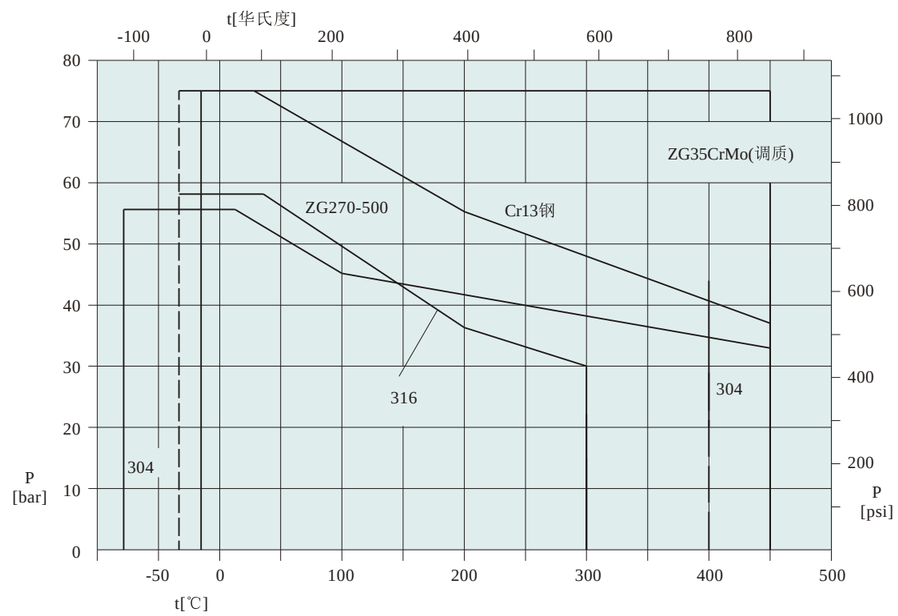

注：SLZAO根据承压等级分别与SLZA、SLZAE P-T图相同。
Note: According to pressure level, SLZAO can have same P-T drawing as SLZA, SLZAE.

驱动功率的规定 Provisions of drive power

计算驱动机功率时，按照API610（第十版）6.1节表11配置：

Refer to section 6.1 in 10th version API610 Table 11:

额定功率 Rated power		泵额定功率的百分比% Percentage of rated power
kW	hp	
<22	<30	125
22～55	30～75	115
>55	>75	110

当泵送介质比重大于1时，应注意所选的电机功率用常温清水做试验时已经不够，这在装置首次开车以水冲洗管路时应串联运行。若泵工作在部分载荷区，根据工况应取较大的余量。

If specific gravity of transferred liquid is more than 1, please pay attention that motor power selected as clean water at normal temperature for test is not enough, the set should be in series operation when first startup and flush with water. If pump operates at some load area, according to specific condition, big alliance should be selected.

粘性介质 Viscous liquid

当泵以相同转速和流量输送粘性介质时，与清水比较扬程将下降，同时因为摩擦损失加大，轴功率增大。

当泵送介质粘度V≥20mm²/s时，对Q、H、η必须考虑一个修正系数（见粘性介质修正表），应该注意最大允许功率不能超出上面的规定值。

动力粘度μ：1p=1dyn×s/cm²=0.1N×s/m²=0.1Pa×s

1cp=0.01P=1mmPa×s(1厘泊=1毫泊×s)

运动粘度v：v=μ / γ [式中：v-厘拖（cst；1cst=mm²/s）；μ-厘泊（cp）；γ-比重]

常温水的动力粘度为1cp，运动粘度为1cst。

美国水力协会修正表只适合下述情况：

1)只适合牛顿流体，不适合固体混合物、纸胶料或其他非均匀质的介质；

2)只适合开式或闭式离心叶轮（不适合混流或轴流叶轮）；

3)有足够的装置汽蚀余量NPSHA；

4)流量、扬程或粘度在水力协会修正表范围之内。

应注意对多级泵只取单级扬程；对双吸泵只取流量的一半。

示例：已知：粘性介质Q_V=125m³/h　H_V=78m

v=75mm²/s　ρ=0.9kg/m³

推导出水性能Q_W，H_W，P_W

从水力协会修正表可得C_Q=0.98　C_H=0.95　C_η=0.79

故水性能为：

$Q_W=Q_V / C_Q$=125/0.98=127.5m³/h

$H_W= H_V / C_H$=78/0.95=82m

选型：ZA80-250（n=2950rpm）

查曲线 η=0.74，则粘性介质 $\eta_V=\eta_W\times C_\eta$=0.74×0.79=0.585

粘性介质输出功率：

$$P_V=\frac{Q_V\times H_V\times \rho_V}{367\times \eta_V}=\frac{125\times 78\times 0.9}{367\times 0.585}=40.9kW$$

When pumps transfer viscous liquid at same speed and capacity, comparing to clean water, head will be down, shaft power will be bigger because of more scratching lose.

When viscosity of liquid pumped is not less than 20mm²/s, there will be a correction coefficient to capacity Q, head H and efficiency η（Referring to viscous liquid correction table）, please pay attention that max allowed power can not be over the value listed therein.

Dynamic viscosity μ: 1p=1dyn×s/cm²=0.1N×s/m²=0.1Pa×s

1cp=0.01P=1mmPa×s(1TABOR=1TABOR HAIR×s)

Motion viscosity v: v=μ / γ [式中: v-OFF（cst; 1cst=mm²/s）; μ-TABOR（cp）; γ-SG]

Dynamic viscosity of normal temperature water is 1cp, motion viscosity is 1cst.

Correction table of USA hydraulic association can only be available for the following;

1) Only available for NEWTON fluid, not for solid compound, paper rubber material or other non-uniform qualitative liquid;

2) Only available for open or close centrifugal impellers (not for axial or mixed flow impeller)

3) There is enough NPSHA;

4) Capacity, head and viscosity is within range of CORRECTION TABLE.

Attention that single stage head can only be considered for multistage pumps, half of the capacity will be selected for double suction centrifugal pumps.

For example:

Known: viscous liquid Q_V=125m³/h　H_V=78m

v=75mm²/s　ρ=0.9kg/m³

Deduced water performance Q_W, H_W, P_W

From CORRECTION TABLE we can get C_Q=0.98　C_H=0.95　C_η=0.79

So water performance is:

$Q_W=Q_V / C_Q$=125/0.98=127.5m³/h

$H_W= H_V / C_H$=78/0.95=82m

Model selection: ZA80-250（n=2950rpm）

Check curve, if η=0.74, viscous liquid $\eta_V=\eta_W\times C_\eta$=0.74×0.79=0.585

Output power of viscous liquid:

$$P_V=\frac{Q_V\times H_V\times \rho_V}{367\times \eta_V}=\frac{125\times 78\times 0.9}{367\times 0.585}=40.9kW$$

水的输出功率：

$$P_W=\frac{Q_W\times H_W\times \rho_W}{367\times \eta_{VW}}=\frac{127.5\times 82\times 1}{367\times 0.74}=38.5kW$$

Output power of water:

$$P_W=\frac{Q_W\times H_W\times \rho_W}{367\times \eta_{VW}}=\frac{127.5\times 82\times 1}{367\times 0.74}=38.5kW$$

曲线的修正

若已知水的曲线，希望确定粘性介质的曲线，则应首先确定水曲线的最佳效率点的Q_{00}，H_{00}这样以0.6Q_{00}、0.8Q_{00}、1.2Q_{00}计算C_H、C_Q、C_η

以上述ZA80-250为例：

0.6Q_{00}：C_H=0.97　C_Q=0.98　C_η=0.79

0.8Q_{00}：C_H=0.96　C_Q=0.98　C_η=0.79

1.0Q_{00}：C_H=0.95　C_Q=0.98　C_η=0.79

1.2Q_{00}：C_H=0.93　C_Q=0.98　C_η=0.79

Correction of curve

If water curve is known, viscous liquid curve need be known, then Q_{00}, H_{00} of BEP of water curve should be set, 0.6Q_{00}、0.8Q_{00}、1.2Q_{00} then by calculation C_H、C_Q、C_η Make ZA80-250 as example

0.6Q_{00}：C_H=0.97　C_Q=0.98　C_η=0.79

0.8Q_{00}：C_H=0.96　C_Q=0.98　C_η=0.79

1.0Q_{00}：C_H=0.95　C_Q=0.98　C_η=0.79

1.2Q_{00}：C_H=0.93　C_Q=0.98　C_η=0.79

转换泵曲线计算表 Conversion pump curve calculating table:

	Q=		0.6Q_{00}	0.8Q_{00}	1.0Q^{00}	1.2Q^{00}
水 Water	Q_w(m³/h)		76.53	102	127.5	153
	H_w(m)		96	90.5	82	67
	η(%)		64	71.5	74	71
	P_w(kw)		31.3	35.2	38.5	39.3
粘性介质 Viscous liquid	粘度 viscosity V_v(mm²/s)		75			
	修正系数 Correction coeficient	C_Q	0.98			
		C_η	0.79			
		C_H	0.97	0.96	0.95	0.93
	$Q_v=Q_w\times C_Q$		75	100	125	150
	$H_V=H_w\times C_H$		93.1	86.9	78	62.3
	$\eta_v=\eta_w\times C_\eta$		50.5	56.5	58.5	56.1
	ρ_V=（kg/m³）		0.9			
	P_V（KW）		33.9	37.7	40.9	40.8

输送水和粘性介质的曲线
Curve of transfer water and viscous liquid

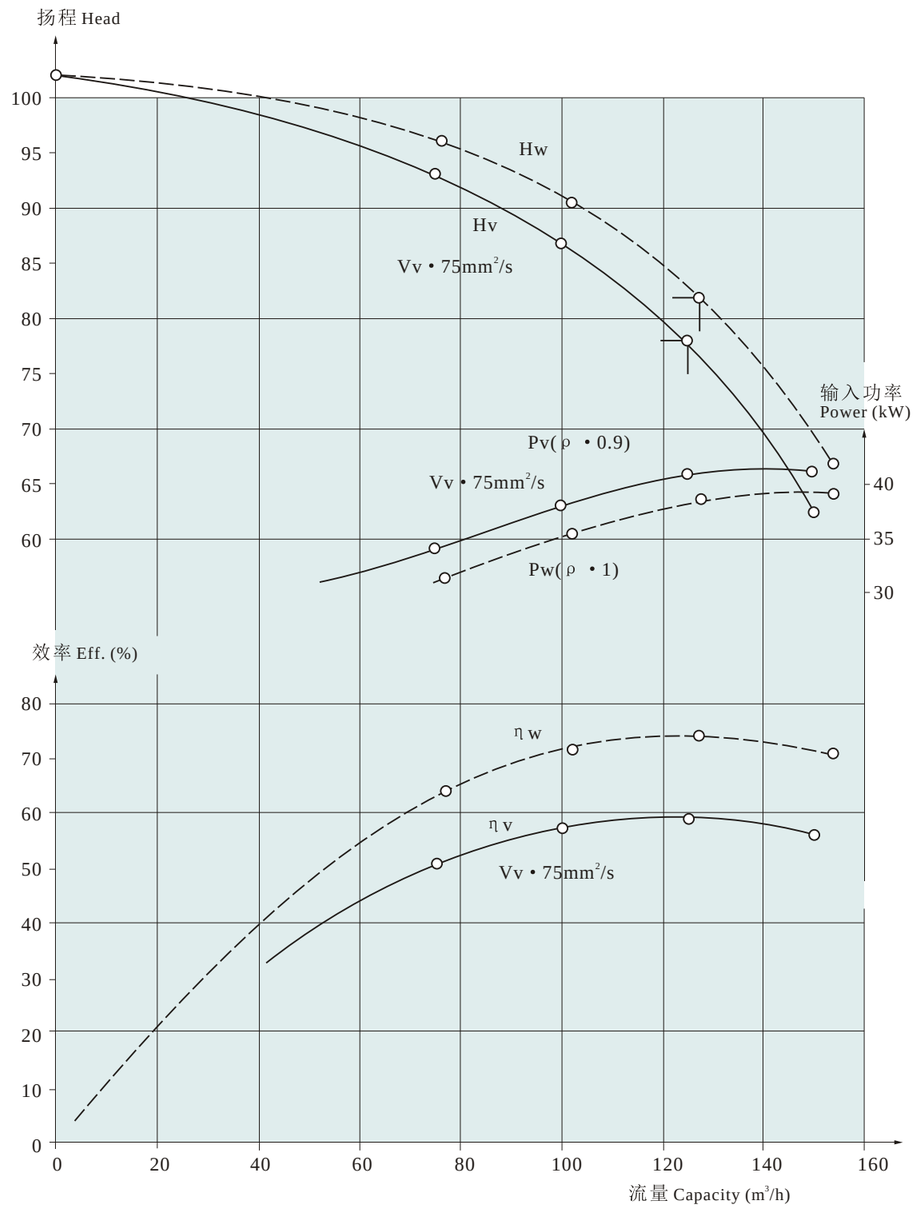

粘性介质修正表
Correction list of viscous liquid

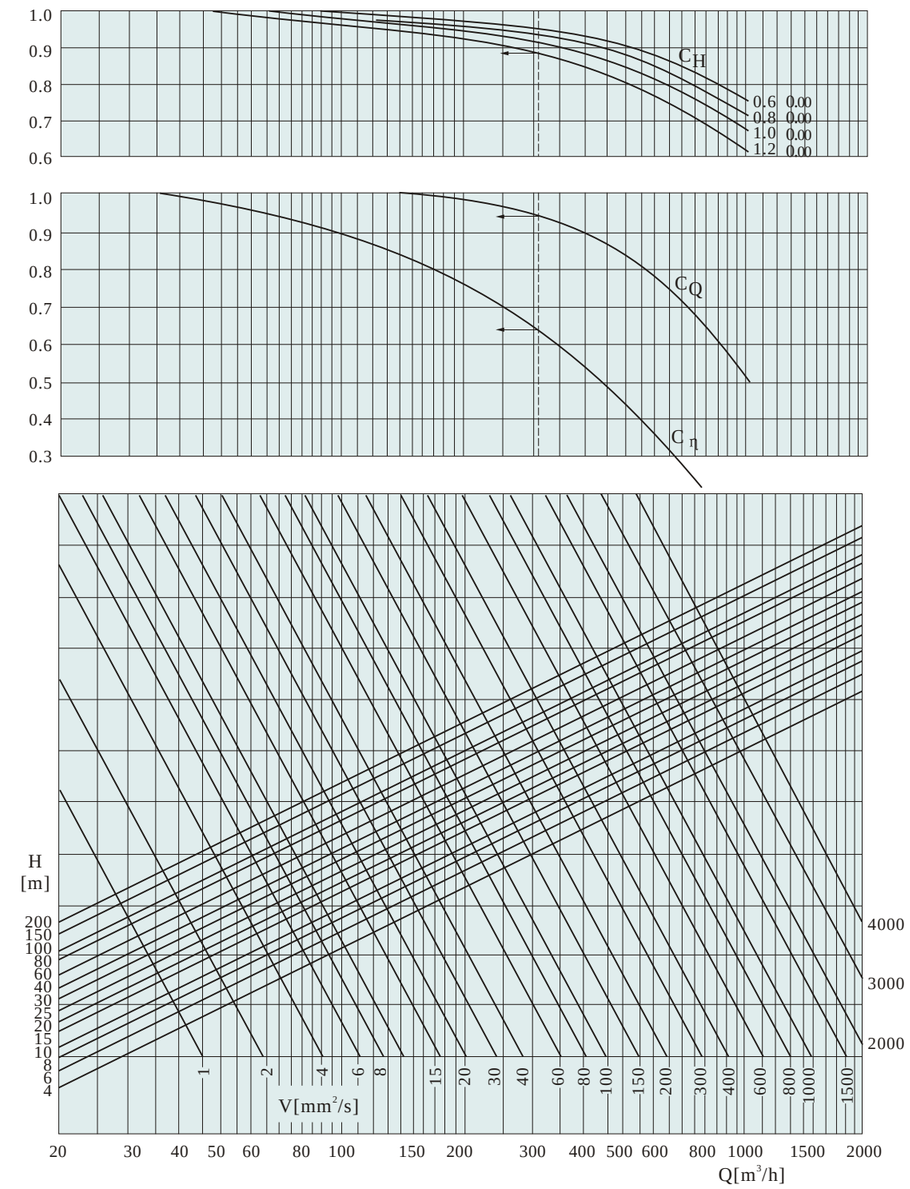

性能曲线图 Performance curve

型号 Model	SLZA(E,F)25-200		转速 Speed	2950r/min
n_s=32.9	吸入口径 Suction	40mm	排出口径 Discharge	25mm

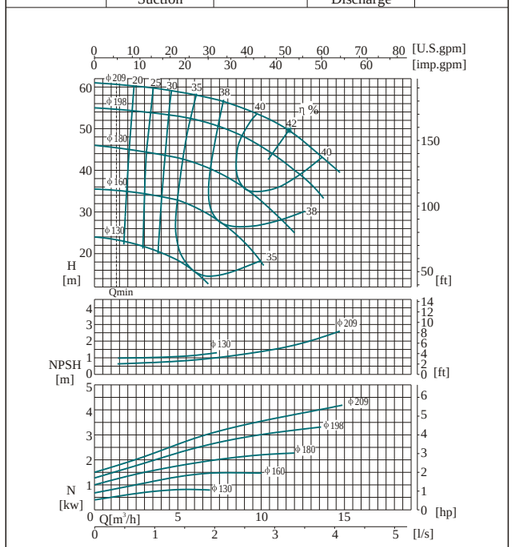

型号 Model	SLZA(E,F)25-200		转速 Speed	1475r/min
n_s=32.9	吸入口径 Suction	40mm	排出口径 Discharge	25mm

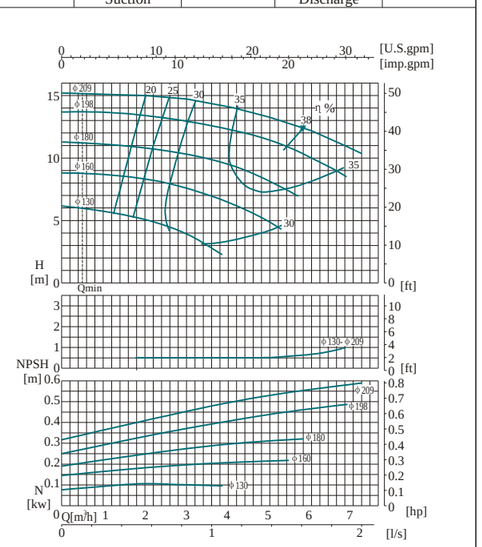

型号 Model	SLZA(E,F)25-250		转速 Speed	2950r/min
n_s=28	吸入口径 Suction	50mm	排出口径 Discharge	25mm

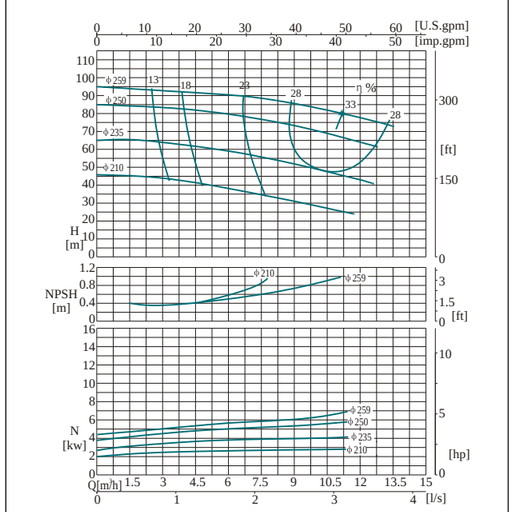

型号 Model	SLZA(E,F)25-250		转速 Speed	1475r/min
n_s=28	吸入口径 Suction	50mm	排出口径 Discharge	25mm

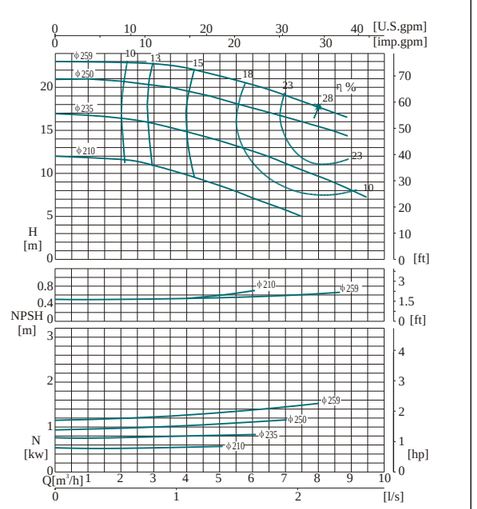

性能曲线图 Performance curve

型号 Model	SLZA(E,F)25-315		转速 Speed	2950r/min
n_s=20.8	吸入口径 Suction	50mm	排出口径 Discharge	25mm

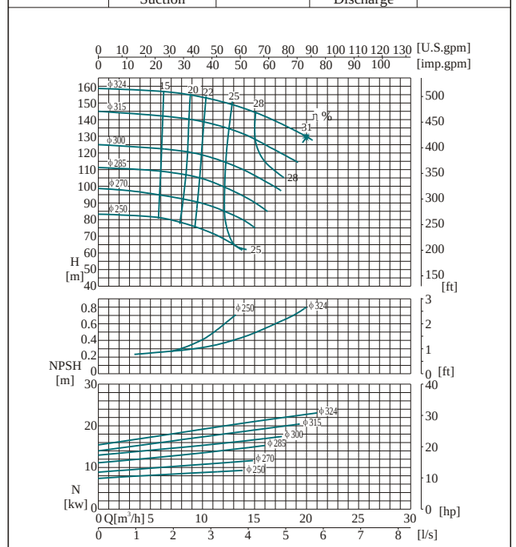

型号 Model	SLZA(E,F)25-315		转速 Speed	1475r/min
n_s=20.8	吸入口径 Suction	50mm	排出口径 Discharge	25mm

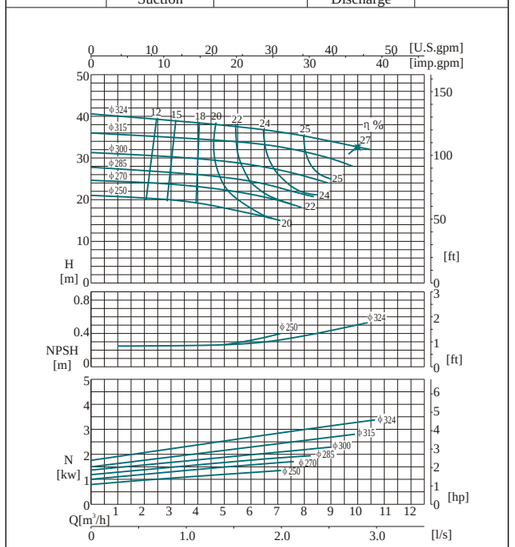

型号 Model	SLZA(E,F)40-160		转速 Speed	2950r/min
n_s=73	吸入口径 Suction	80mm	排出口径 Discharge	40mm

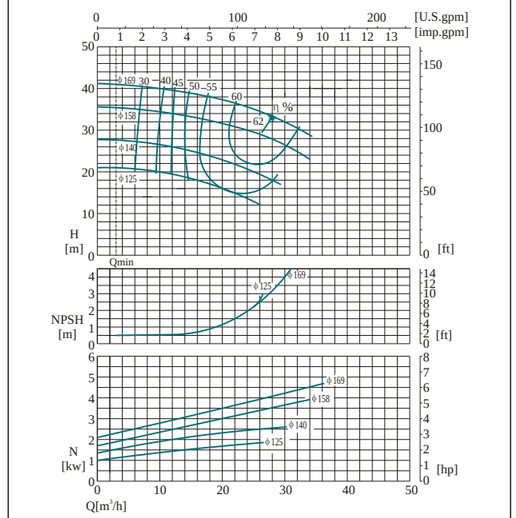

型号 Model	SLZA(E,F)40-160		转速 Speed	1475r/min
n_s=73	吸入口径 Suction	80mm	排出口径 Discharge	40mm

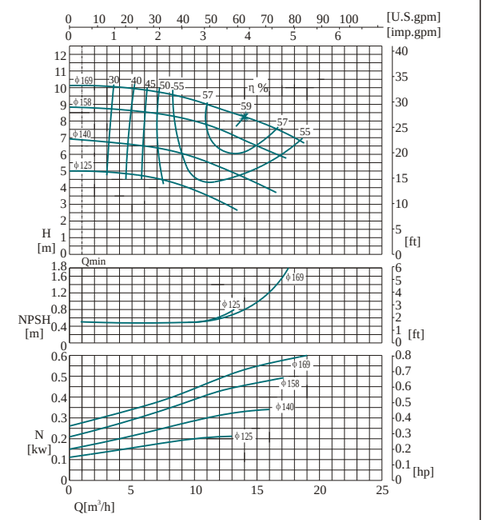

性能曲线图 Performance curve

型号 Model	SLZA(E,F)40-200		转速 Speed	2950r/min
n_s=52.2	吸入口径 Suction	80mm	排出口径 Discharge	40mm

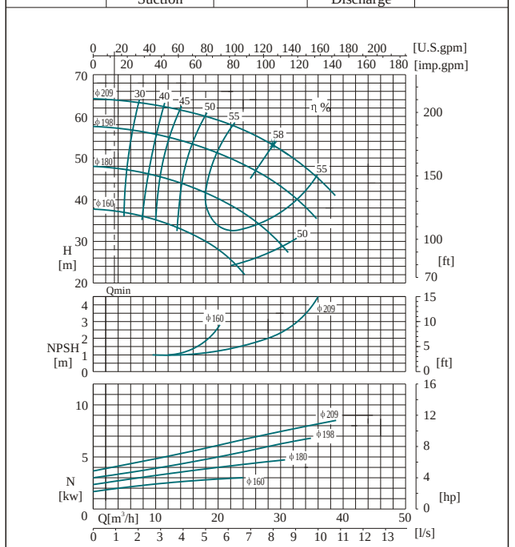

型号 Model	SLZA(E,F)40-200		转速 Speed	1475r/min
n_s=52.2	吸入口径 Suction	80mm	排出口径 Discharge	40mm

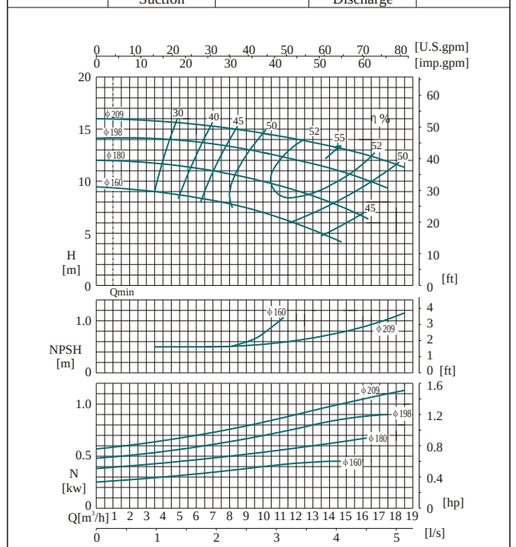

型号 Model	SLZA(E,F)40-250		转速 Speed	2950r/min
n_s=39.4	吸入口径 Suction	80mm	排出口径 Discharge	40mm

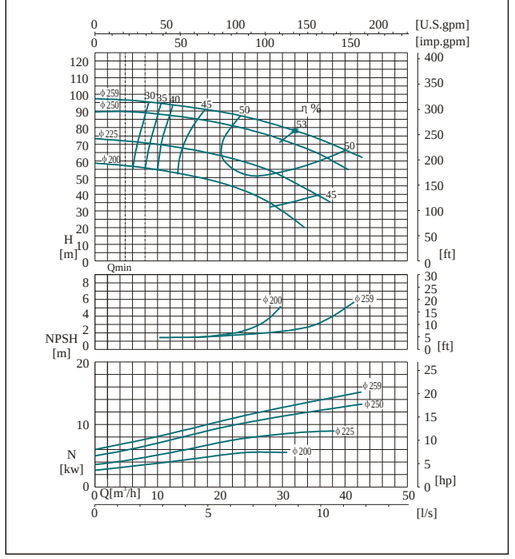

型号 Model	SLZA(E,F)40-250		转速 Speed	1475r/min
n_s=39.4	吸入口径 Suction	80mm	排出口径 Discharge	40mm

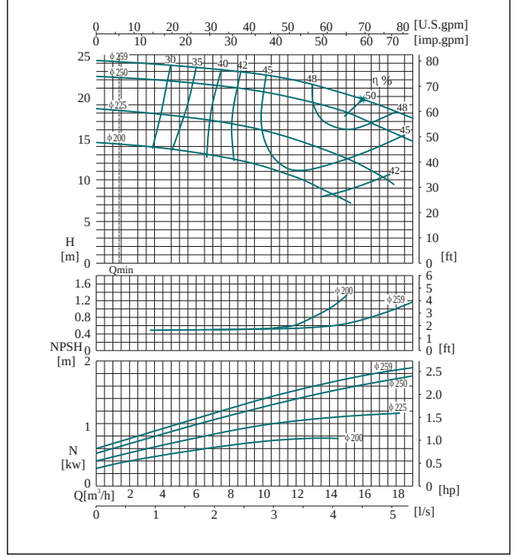

性能曲线图 Performance curve

型号 Model	SLZA(E,F)40-315		转速 Speed	2950r/min
n_s=33	吸入口径 Suction	80mm	排出口径 Discharge	40mm

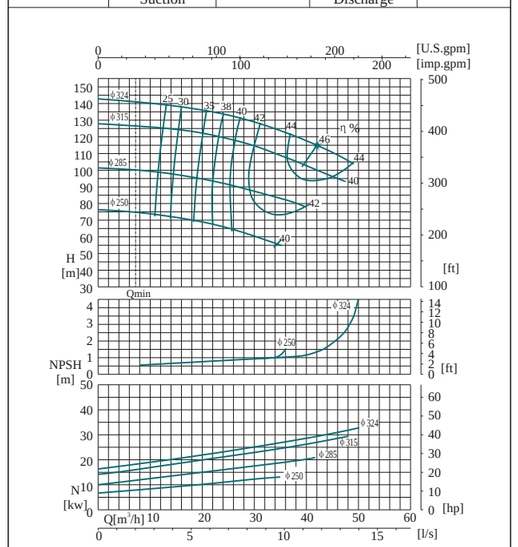

型号 Model	SLZA(E,F)40-315		转速 Speed	1475r/min
n_s=33	吸入口径 Suction	80mm	排出口径 Discharge	40mm

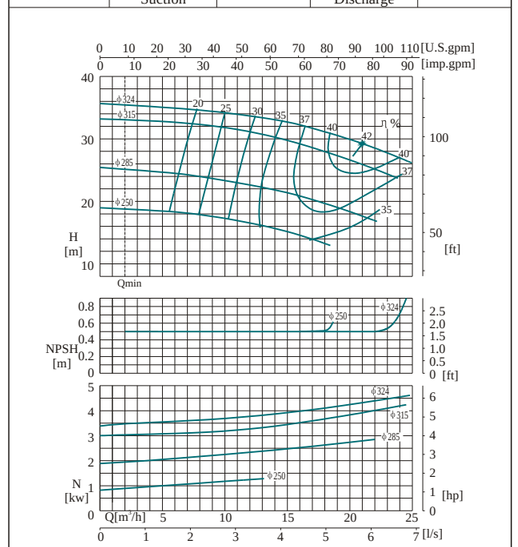

型号 Model	SLZA(E,F)40-400		转速 Speed	2950r/min
n_s=27	吸入口径 Suction	80mm	排出口径 Discharge	40mm

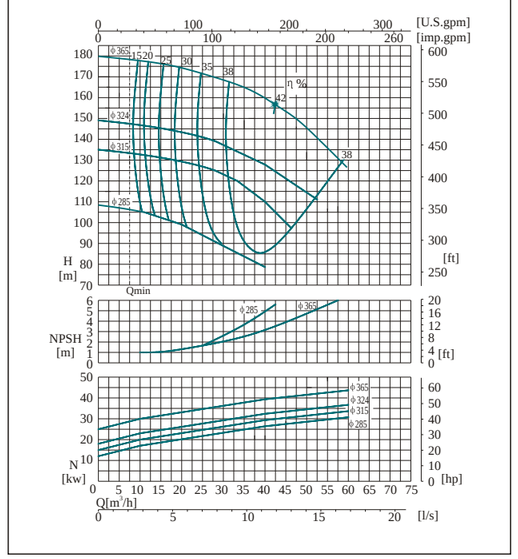

型号 Model	SLZA(E,F)40-400		转速 Speed	1475r/min
n_s=27	吸入口径 Suction	80mm	排出口径 Discharge	40mm

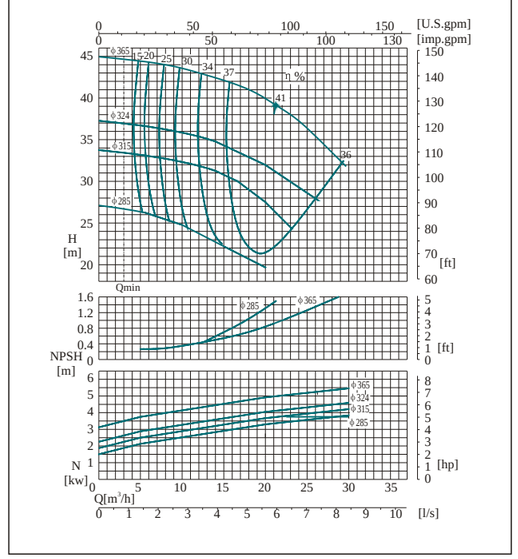

性能曲线图 Performance curve

型号 Model	SLZA(E,F)50-160		转速 Speed	2950r/min
n_s=95.6	吸入口径 Suction	80mm	排出口径 Discharge	50mm

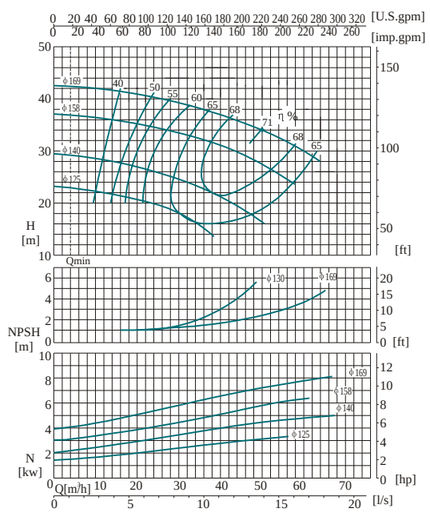

型号 Model	SLZA(E,F)50-160		转速 Speed	1475r/min
n_s=95.6	吸入口径 Suction	80mm	排出口径 Discharge	50mm

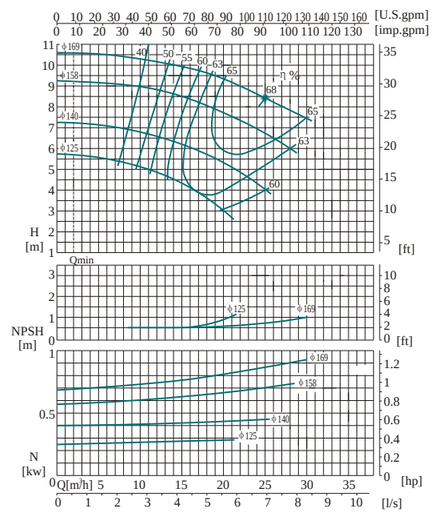

型号 Model	SLZA(E,F)50-200		转速 Speed	2950r/min
n_s=74	吸入口径 Suction	80mm	排出口径 Discharge	50mm

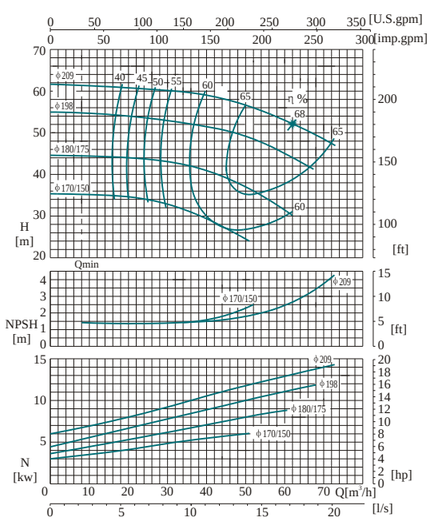

型号 Model	SLZA(E,F)50-200		转速 Speed	1475r/min
n_s=74	吸入口径 Suction	80mm	排出口径 Discharge	50mm

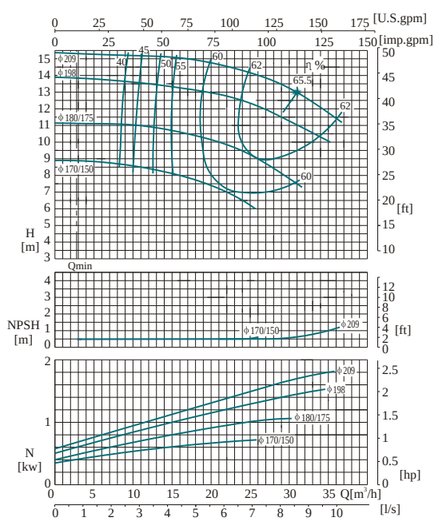

性能曲线图 Performance curve

型号 Model	SLZA(E,F)50-250		转速 Speed	2950r/min
n_s=55.5	吸入口径 Suction	80mm	排出口径 Discharge	50mm

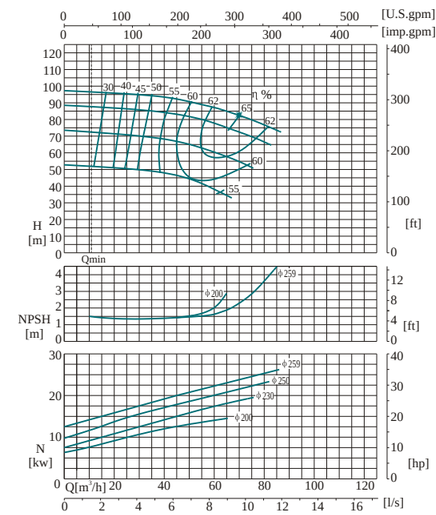

型号 Model	SLZA(E,F)50-250		转速 Speed	1475r/min
n_s=55.5	吸入口径 Suction	80mm	排出口径 Discharge	50mm

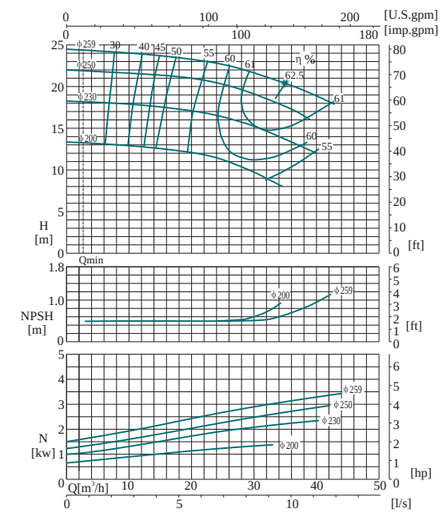

型号 Model	SLZA(E,F)50-315		转速 Speed	2950r/min
n_s=50.4	吸入口径 Suction	100mm	排出口径 Discharge	50mm

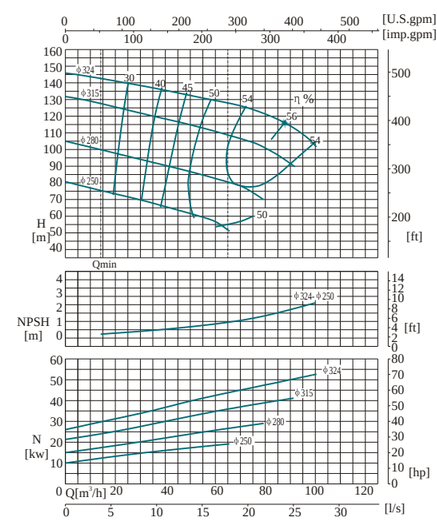

型号 Model	SLZA(E,F)50-315		转速 Speed	1475r/min
n_s=50.4	吸入口径 Suction	100mm	排出口径 Discharge	50mm

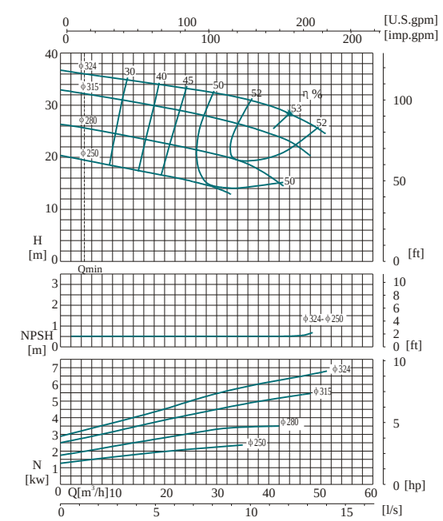

性能曲线图 Performance curve

型号 Model	SLZA(E,F)50-400		转速 Speed	2950r/min
n_s=32.5	吸入口径 Suction	100mm	排出口径 Discharge	50mm

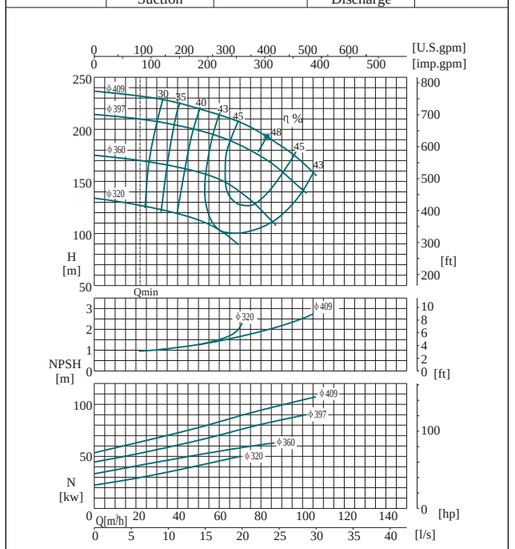

型号 Model	SLZA(E,F)50-400		转速 Speed	1475r/min
n_s=32.5	吸入口径 Suction	100mm	排出口径 Discharge	50mm

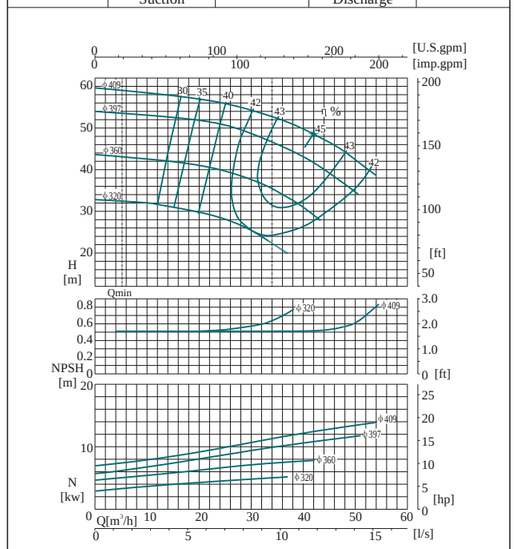

型号 Model	SLZA(E,F)80-160		转速 Speed	2950r/min
n_s=135.8	吸入口径 Suction	100mm	排出口径 Discharge	80mm

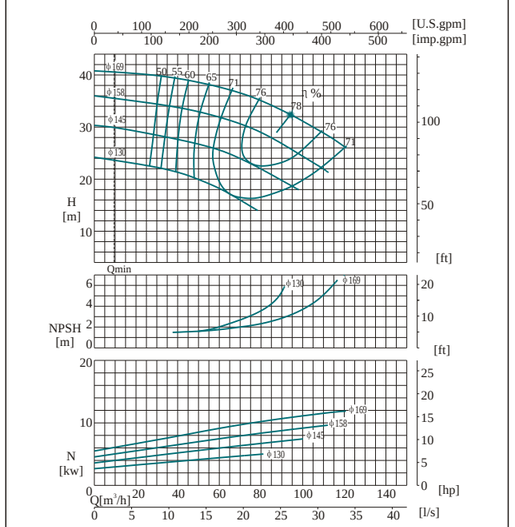

型号 Model	SLZA(E,F)80-160		转速 Speed	1475r/min
n_s=135.8	吸入口径 Suction	100mm	排出口径 Discharge	80mm

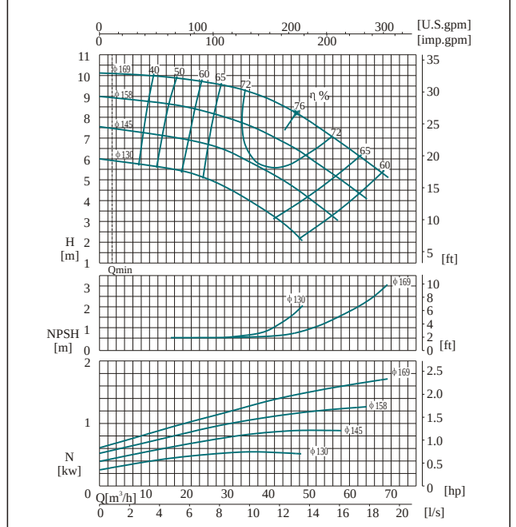

性能曲线图 Performance curve

型号 Model	SLZA(E,F)80-200		转速 Speed	2950r/min
n_s=91.25	吸入口径 Suction	100mm	排出口径 Discharge	80mm

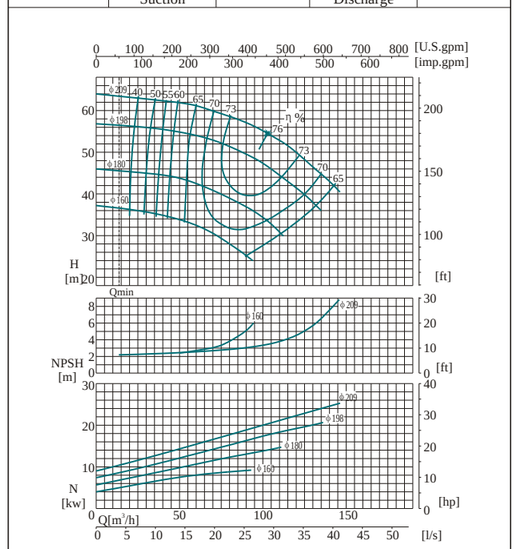

型号 Model	SLZA(E,F)80-200		转速 Speed	1475r/min
n_s=91.25	吸入口径 Suction	100mm	排出口径 Discharge	80mm

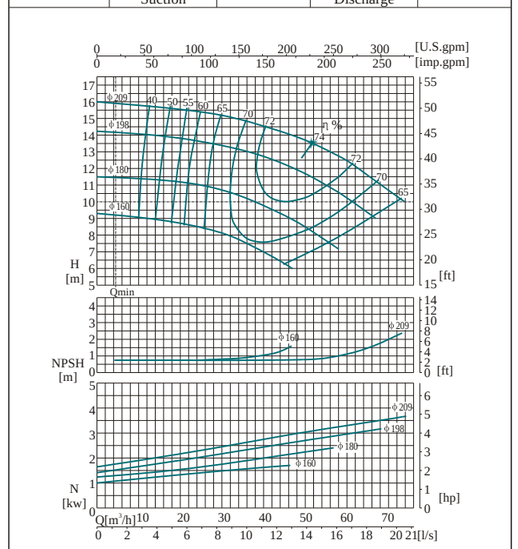

型号 Model	SLZA(E,F)80-250		转速 Speed	2950r/min
n_s=76.7	吸入口径 Suction	100mm	排出口径 Discharge	80mm

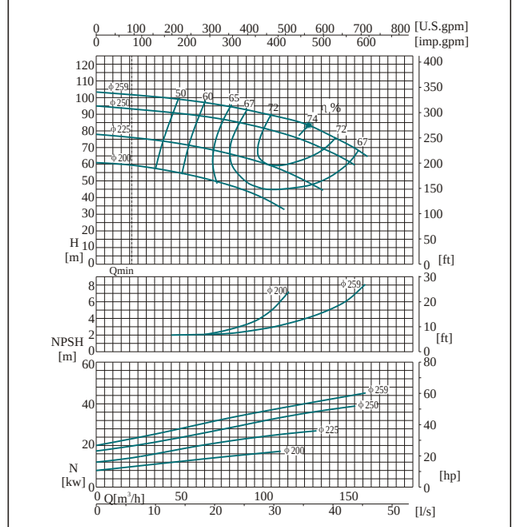

型号 Model	SLZA(E,F)80-250		转速 Speed	1475r/min
n_s=76.7	吸入口径 Suction	100mm	排出口径 Discharge	80mm

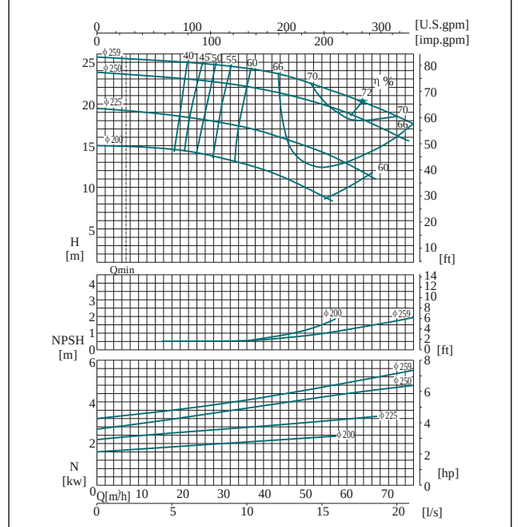

性能曲线图 Performance curve

型号 Model	SLZA(E,F)80-315		转速 Speed	2950r/min
n_s=58	吸入口径 Suction	100mm	排出口径 Discharge	80mm

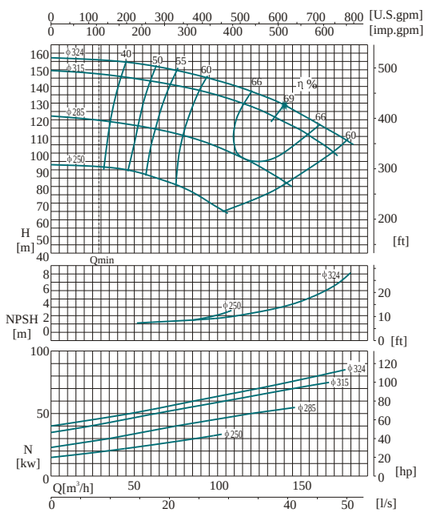

型号 Model	SLZA(E,F)80-315		转速 Speed	1475r/min
n_s=58	吸入口径 Suction	100mm	排出口径 Discharge	80mm

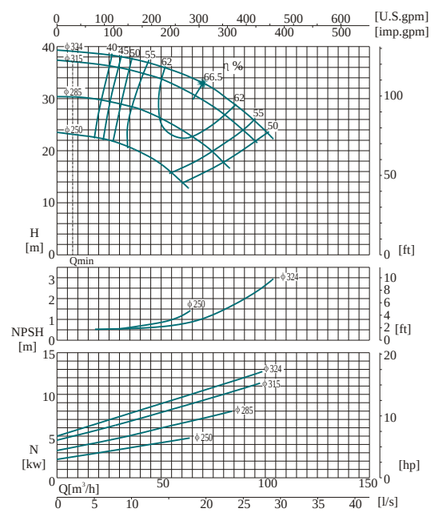

型号 Model	SLZA(E,F)80-400		转速 Speed	2950r/min
n_s=45	吸入口径 Suction	100mm	排出口径 Discharge	80mm

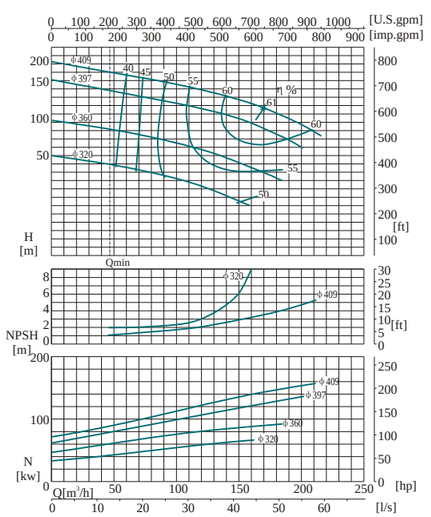

型号 Model	SLZA(E,F)80-400		转速 Speed	1475r/min
n_s=45	吸入口径 Suction	100mm	排出口径 Discharge	80mm

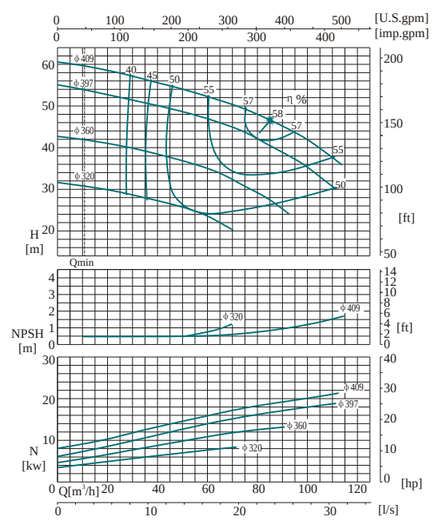

性能曲线图 Performance curve

型号 Model	SLZA(E,F)80-450	转速 Speed	2950r/min
吸入口径 Suction	100mm	排出口径 Discharge	80mm

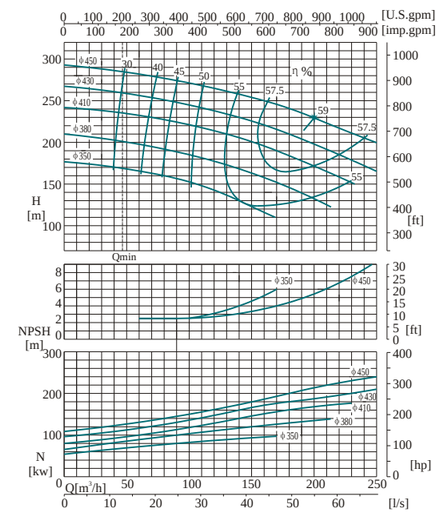

型号 Model	SLZA(E,F)80-450	转速 Speed	1475r/min
吸入口径 Suction	100mm	排出口径 Discharge	80mm

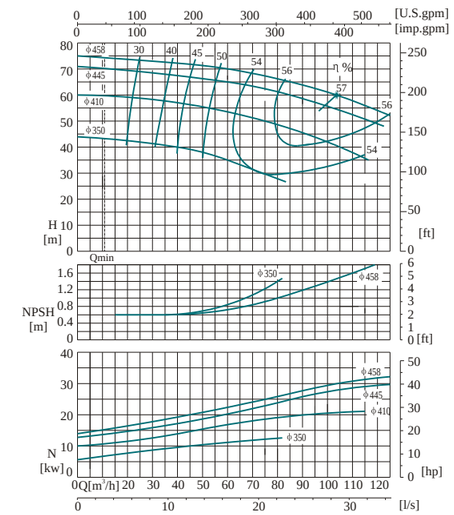

型号 Model	SLZA(E,F)100-160	转速 Speed	2950r/min
吸入口径 Suction	100mm	排出口径 Discharge	100mm

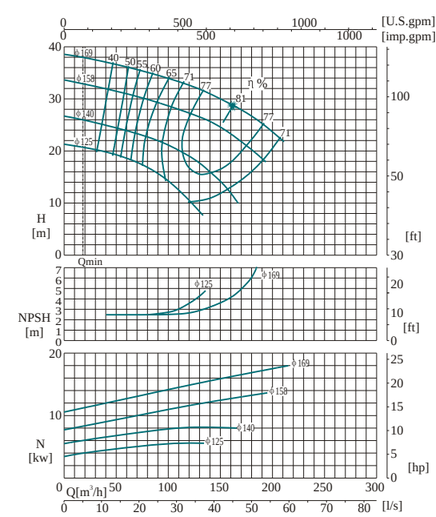

型号 Model	SLZA(E,F)100-160	转速 Speed	1475r/min
吸入口径 Suction	100mm	排出口径 Discharge	100mm

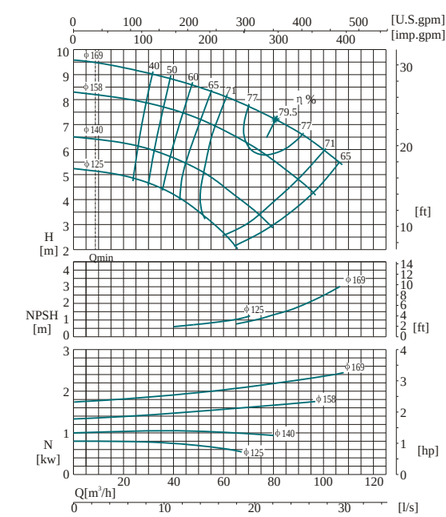

性能曲线图 Performance curve

型号 Model	SLZA(E,F)100-200	转速 Speed	2950r/min
吸入口径 Suction	100mm	排出口径 Discharge	100mm

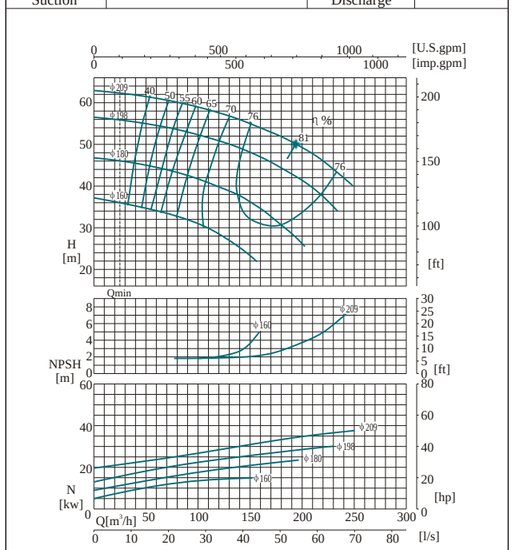

型号 Model	SLZA(E,F)100-200	转速 Speed	1475r/min
吸入口径 Suction	100mm	排出口径 Discharge	100mm

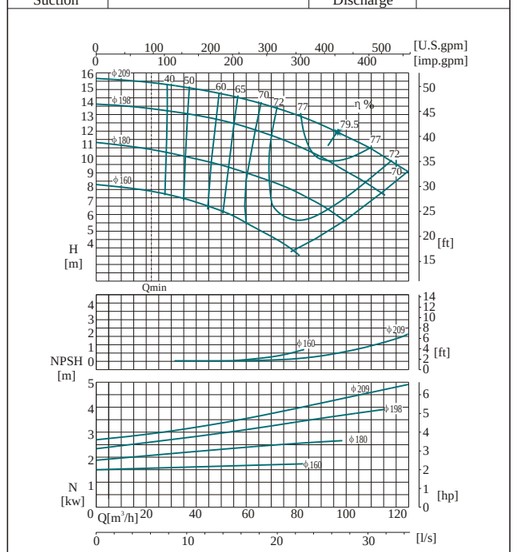

型号 Model	SLZA(E,F)100-250	转速 Speed	2950r/min
吸入口径 Suction	150mm	排出口径 Discharge	100mm

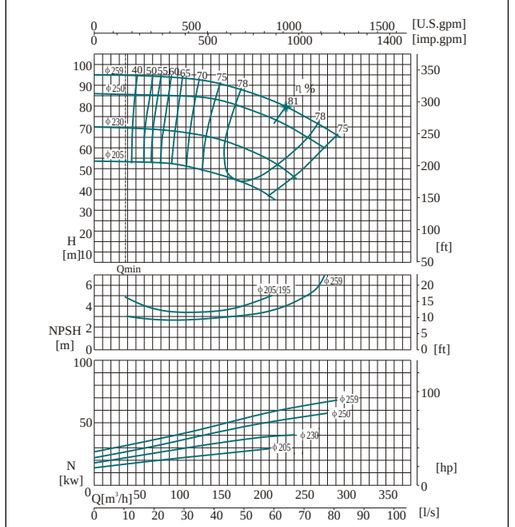

型号 Model	SLZA(E,F)100-250	转速 Speed	1475r/min
吸入口径 Suction	150mm	排出口径 Discharge	100mm

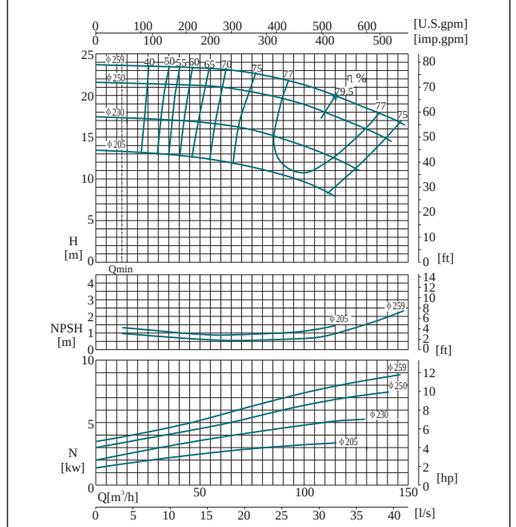

性能曲线图 Performance curve

型号 Model	SLZA(E,F)100-315	转速 Speed	2950r/min
吸入口径 Suction	150mm	排出口径 Discharge	100mm

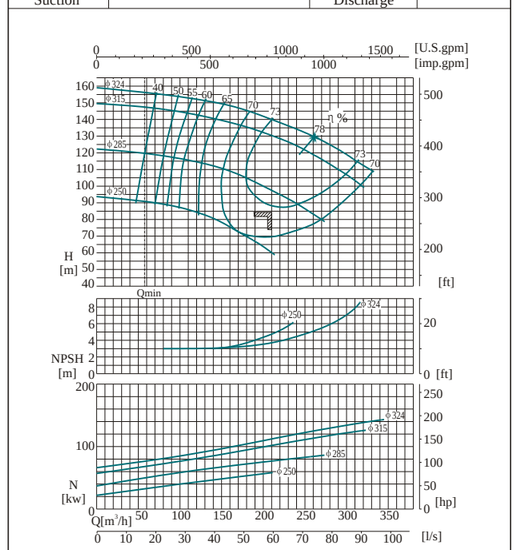

型号 Model	SLZA(E,F)100-315	转速 Speed	1475r/min
吸入口径 Suction	150mm	排出口径 Discharge	100mm

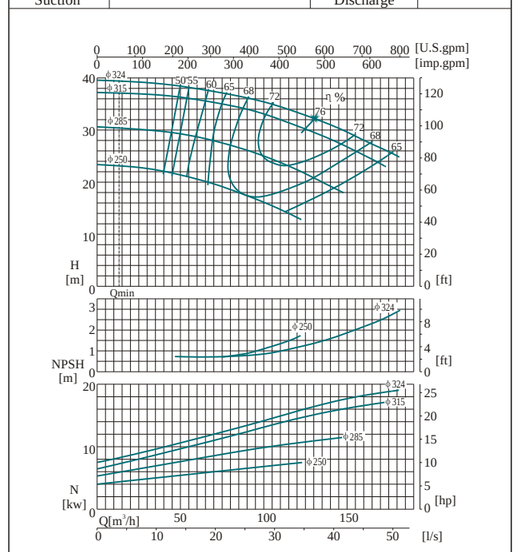

型号 Model	SLZA(E,F)100-400	转速 Speed	2950r/min
吸入口径 Suction	150mm	排出口径 Discharge	100mm

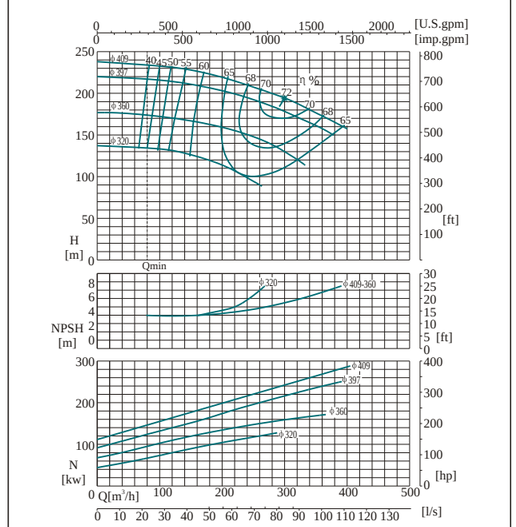

型号 Model	SLZA(E,F)100-400	转速 Speed	1475r/min
吸入口径 Suction	150mm	排出口径 Discharge	100mm

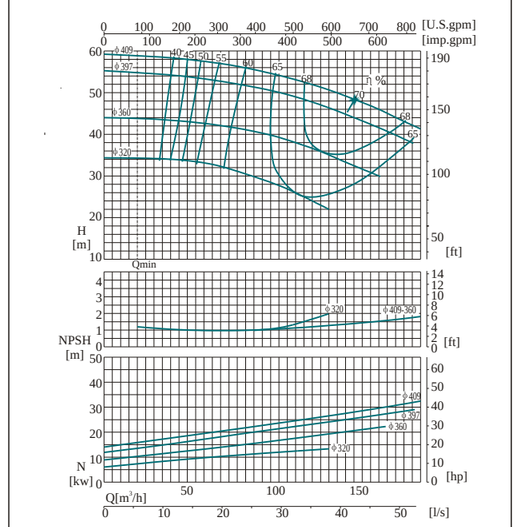

性能曲线图 Performance curve

型号 Model	SLZA(E,F)100-450	转速 Speed	2950r/min
吸入口径 Suction	150mm	排出口径 Discharge	100mm

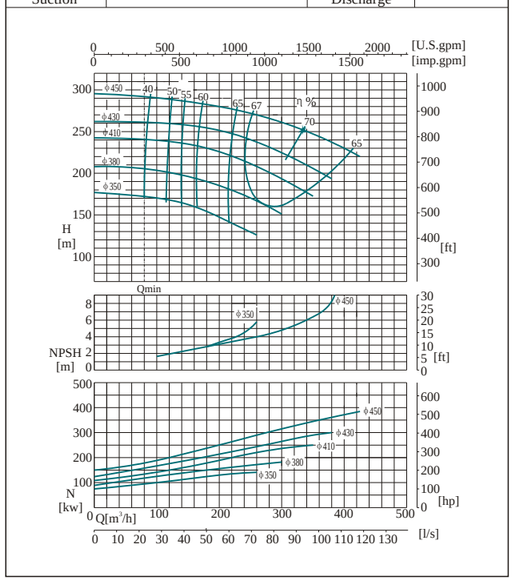

型号 Model	SLZA(E,F)100-450	转速 Speed	1475r/min
吸入口径 Suction	150mm	排出口径 Discharge	100mm

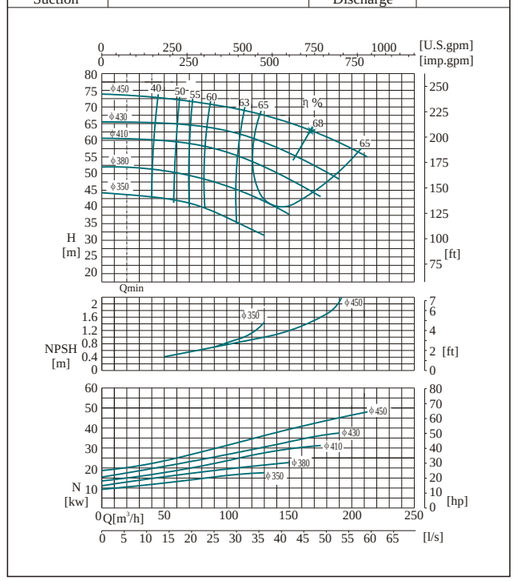

型号 Model	SLZA(E,F)100-500	转速 Speed	1475r/min
吸入口径 Suction	150mm	排出口径 Discharge	100mm

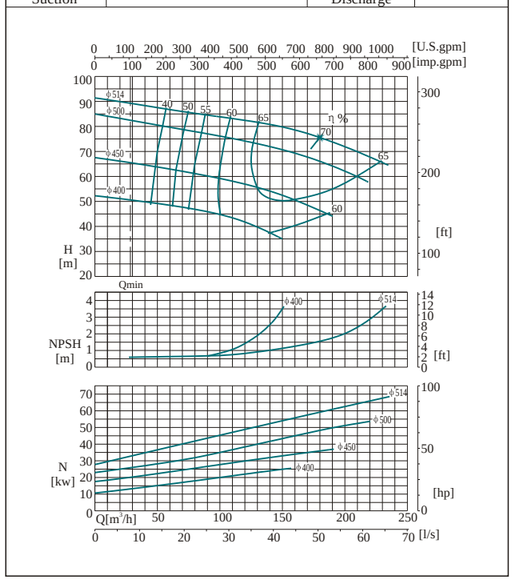

型号 Model	SLZA(E,F)150-200	转速 Speed	2950r/min
吸入口径 Suction	150mm	排出口径 Discharge	150mm

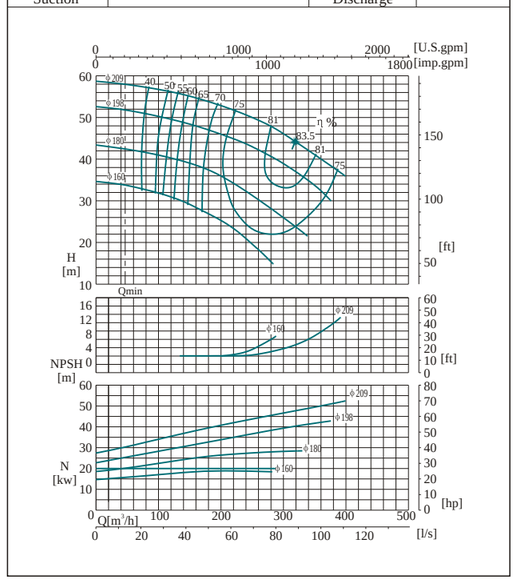

性能曲线图 Performance curve

型号 Model	SLZA(E,F)150-200	转速 Speed	1475r/min
吸入口径 Suction	150mm	排出口径 Discharge	150mm

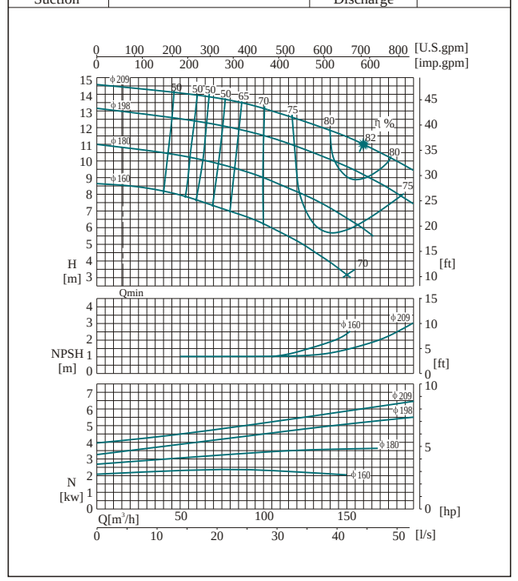

型号 Model	SLZA(E,F)150-250	转速 Speed	2950r/min
吸入口径 Suction	150mm	排出口径 Discharge	150mm

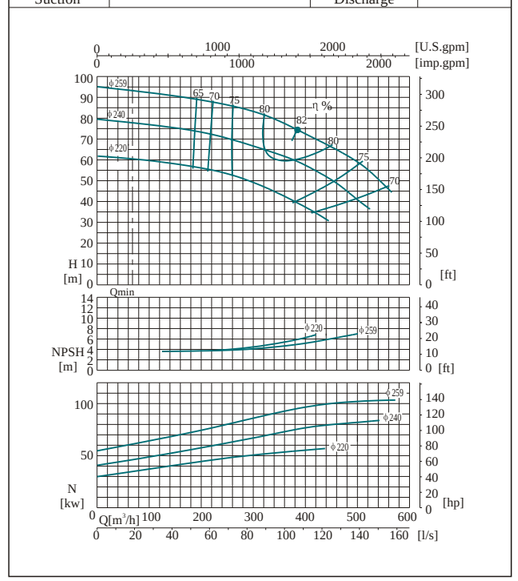

型号 Model	SLZA(E,F)150-250	转速 Speed	1475r/min
吸入口径 Suction	150mm	排出口径 Discharge	150mm

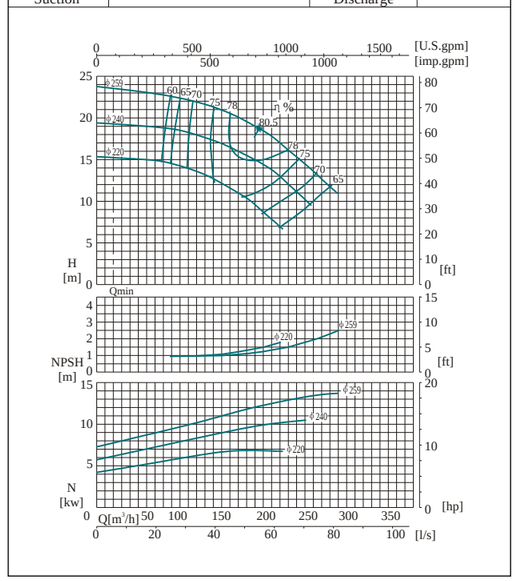

型号 Model	SLZA(E,F)150-315	转速 Speed	2950r/min
吸入口径 Suction	150mm	排出口径 Discharge	150mm

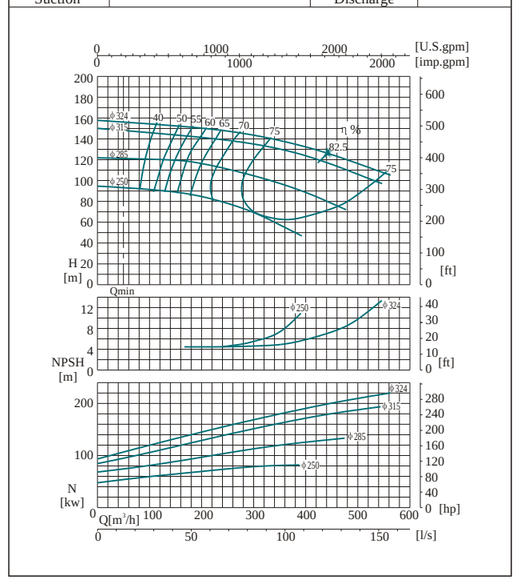

性能曲线图 Performance curve

型号 Model	SLZA(E,F)150-315	转速 Speed	1475r/min
吸入口径 Suction	150mm	排出口径 Discharge	150mm

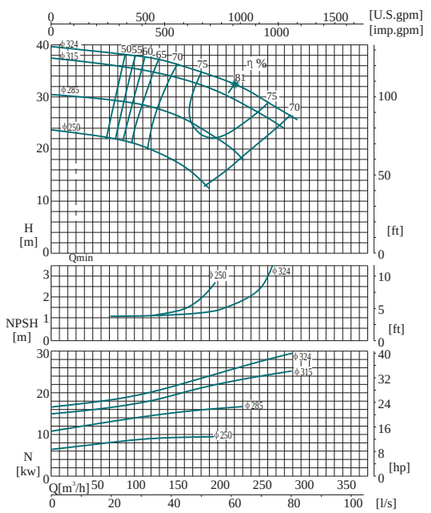

型号 Model	SLZA(E,F)150-400	转速 Speed	2950r/min
吸入口径 Suction	150mm	排出口径 Discharge	150mm

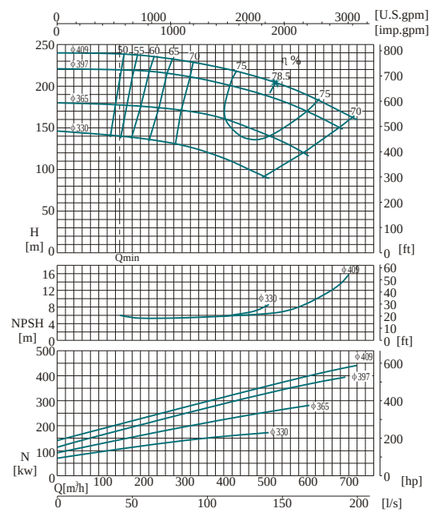

型号 Model	SLZA(E,F)150-400	转速 Speed	1475r/min
吸入口径 Suction	150mm	排出口径 Discharge	150mm

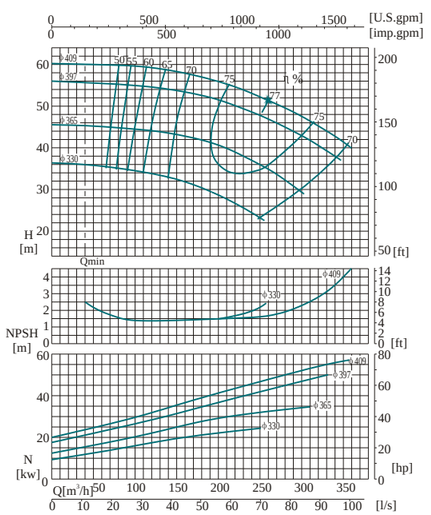

型号 Model	SLZA(E,F)150-450	转速 Speed	2950r/min
吸入口径 Suction	150mm	排出口径 Discharge	150mm

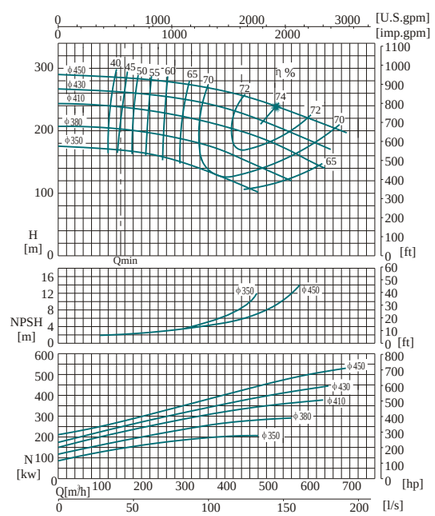

性能曲线图 Performance curve

型号 Model	SLZA(E,F)150-200	转速 Speed	1475r/min
吸入口径 Suction	150mm	排出口径 Discharge	150mm

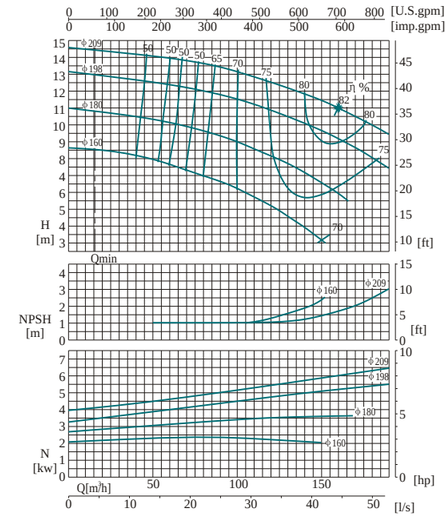

型号 Model	SLZA(E,F)150-500	转速 Speed	1475r/min
吸入口径 Suction	150mm	排出口径 Discharge	150mm

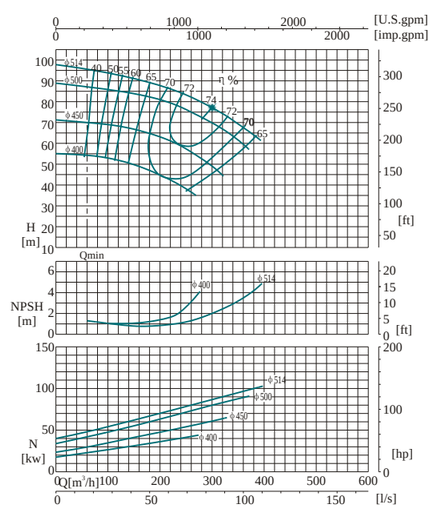

型号 Model	SLZA(E,F)150-560	转速 Speed	1475r/min
吸入口径 Suction	150mm	排出口径 Discharge	150mm

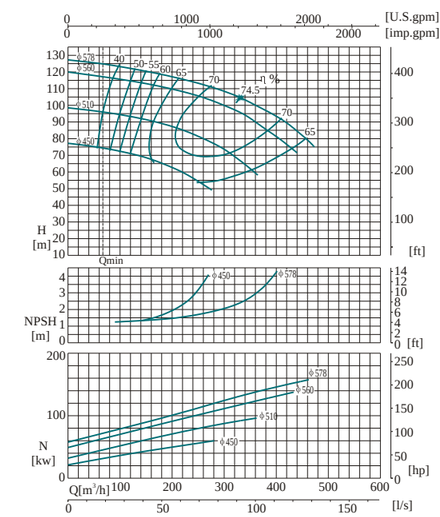

型号 Model	SLZA(E,F)150-630	转速 Speed	1475r/min
吸入口径 Suction	150mm	排出口径 Discharge	150mm

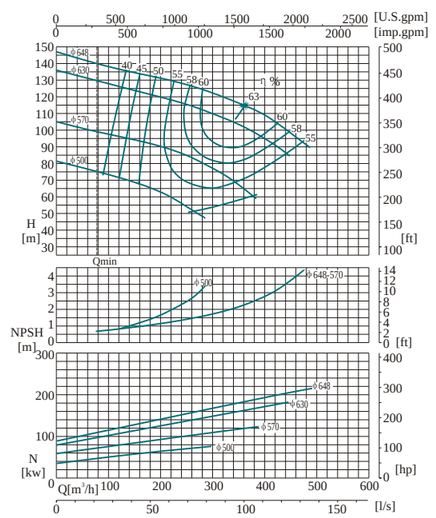

性能曲线图 Performance curve

型号 Model	SLZA(E,F)200-250	转速 Speed	2950r/min
吸入口径 Suction	200mm	排出口径 Discharge	200mm

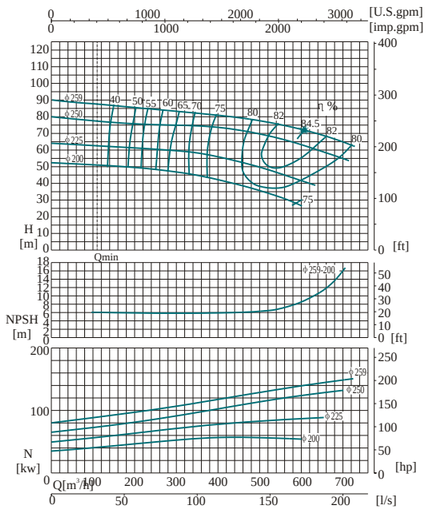

型号 Model	SLZA(E,F)200-250	转速 Speed	1475r/min
吸入口径 Suction	200mm	排出口径 Discharge	200mm

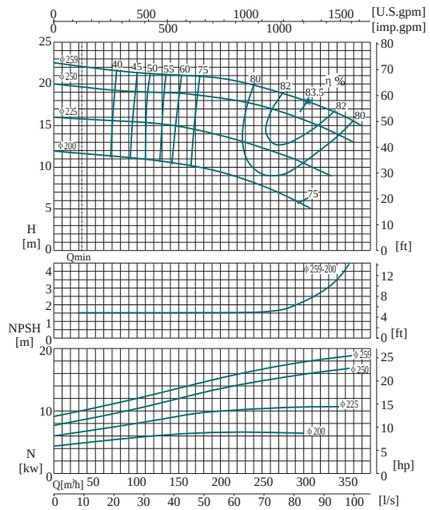

型号 Model	SLZA(E,F)200-315	转速 Speed	2950r/min
吸入口径 Suction	200mm	排出口径 Discharge	200mm

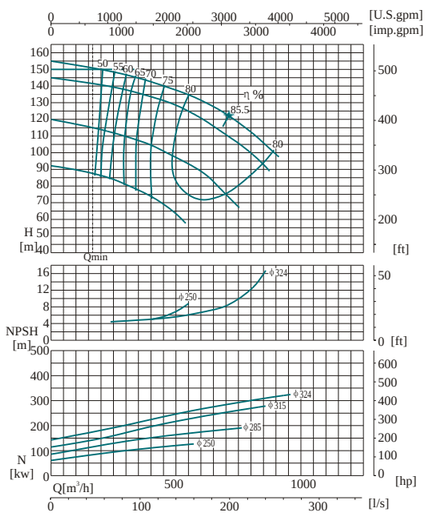

型号 Model	SLZA(E,F)200-315	转速 Speed	1475r/min
吸入口径 Suction	200mm	排出口径 Discharge	200mm

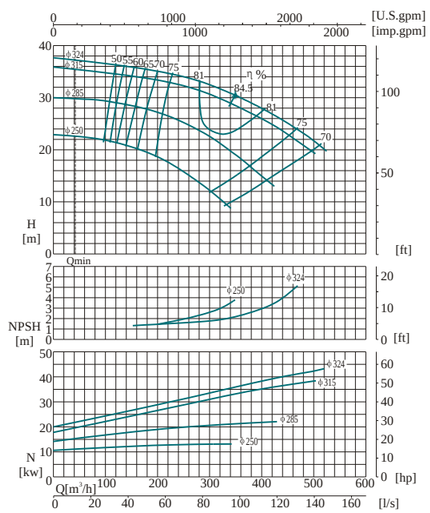

性能曲线图 Performance curve

型号 Model	SLZA(E,F)200-400	转速 Speed	2950r/min
吸入口径 Suction	200mm	排出口径 Discharge	200mm

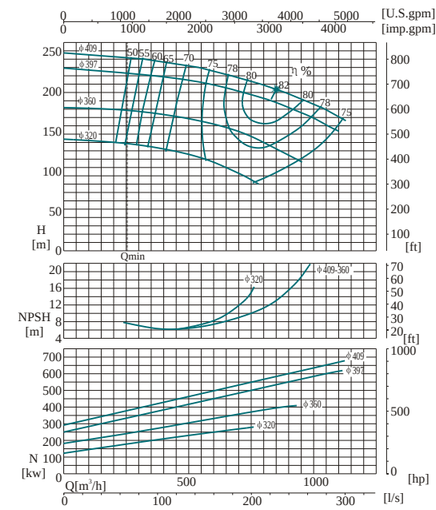

型号 Model	SLZA(E,F)200-400	转速 Speed	1475r/min
吸入口径 Suction	200mm	排出口径 Discharge	200mm

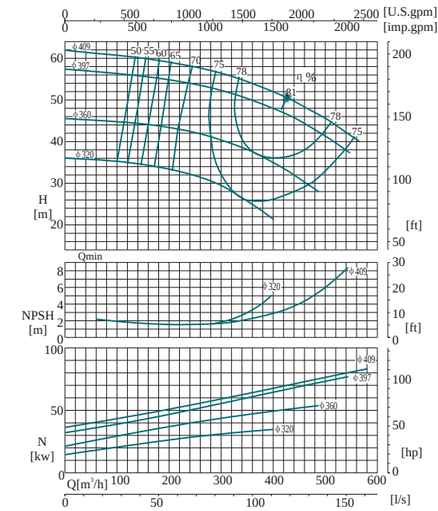

型号 Model	SLZA(E,F)200-450	转速 Speed	2950r/min
吸入口径 Suction	200mm	排出口径 Discharge	200mm

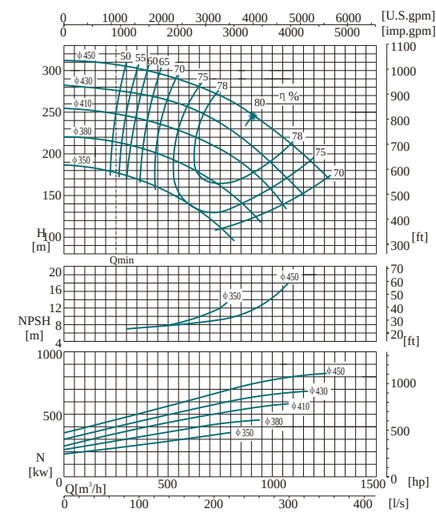

型号 Model	SLZA(E,F)200-450	转速 Speed	1475r/min
吸入口径 Suction	200mm	排出口径 Discharge	200mm

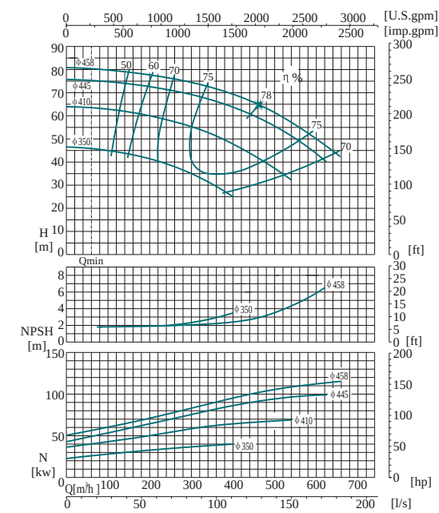

性能曲线图 Performance curve

型号 Model	SLZA(E,F)200-500	转速 Speed	1475r/min
吸入口径 Suction	200mm	排出口径 Discharge	200mm

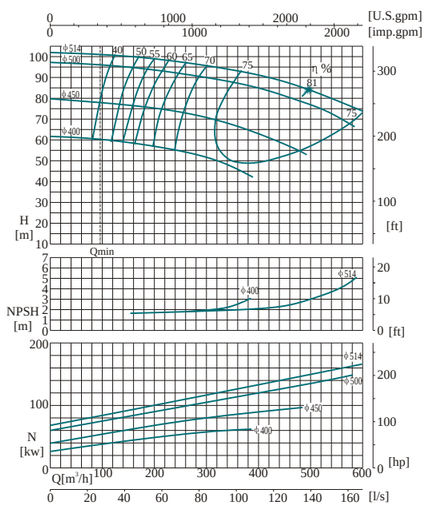

型号 Model	SLZA(E,F)200-560	转速 Speed	1475r/min
吸入口径 Suction	200mm	排出口径 Discharge	200mm

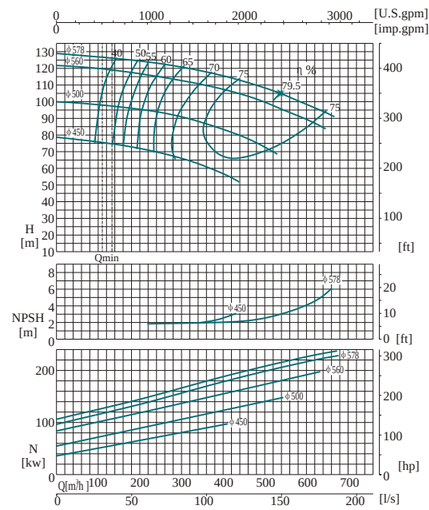

型号 Model	SLZA(E,F)200-630	转速 Speed	1475r/min
吸入口径 Suction	200mm	排出口径 Discharge	200mm

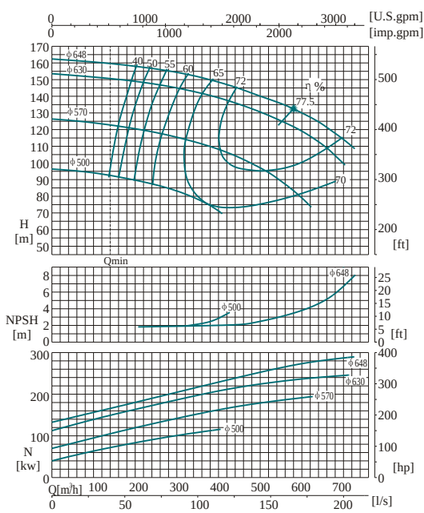

型号 Model	SLZA(E,F)250-315	转速 Speed	1475r/min
吸入口径 Suction	250mm	排出口径 Discharge	250mm

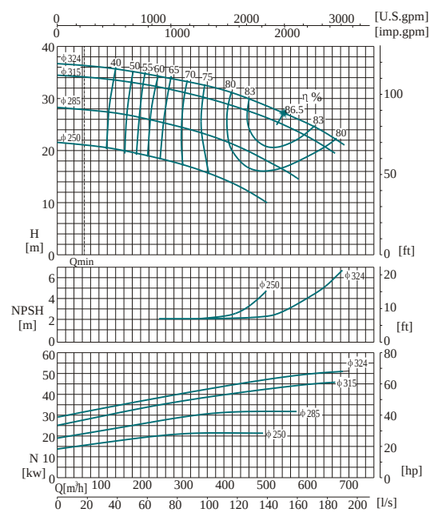

性能曲线图 Performance curve

型号 Model	SLZA(E,F)250-400	转速 Speed	1475r/min
吸入口径 Suction	250mm	排出口径 Discharge	250mm

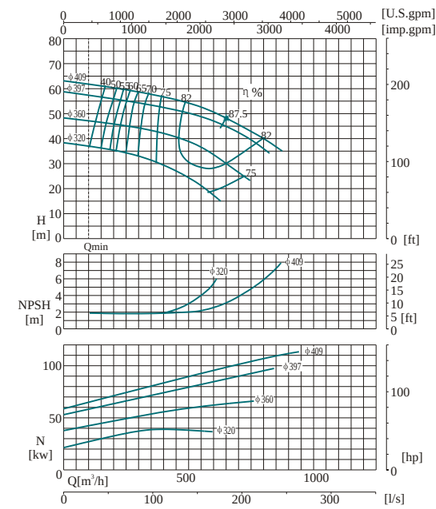

型号 Model	SLZA(E,F)250-500	转速 Speed	1475r/min
吸入口径 Suction	250mm	排出口径 Discharge	250mm

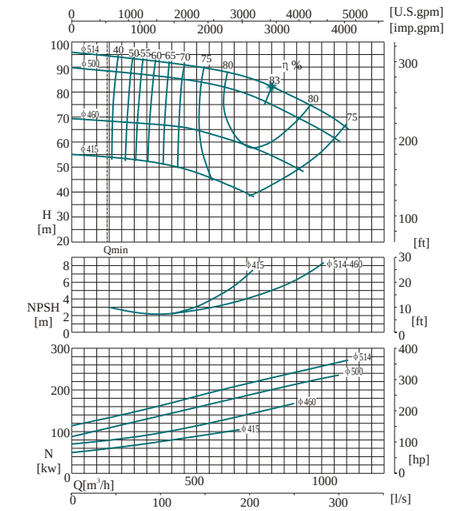

型号 Model	SLZA(E,F)250-560	转速 Speed	1475r/min
吸入口径 Suction	250mm	排出口径 Discharge	250mm

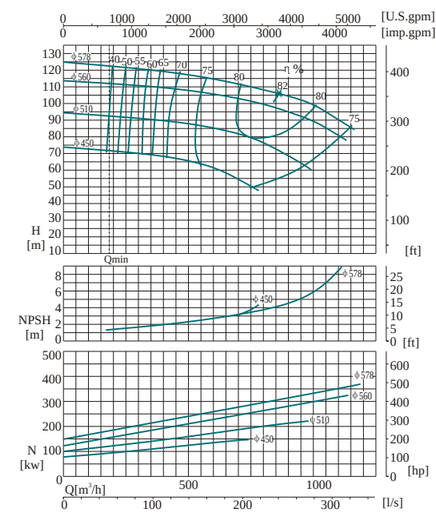

型号 Model	SLZA(E,F)250-630	转速 Speed	1475r/min
吸入口径 Suction	250mm	排出口径 Discharge	250mm

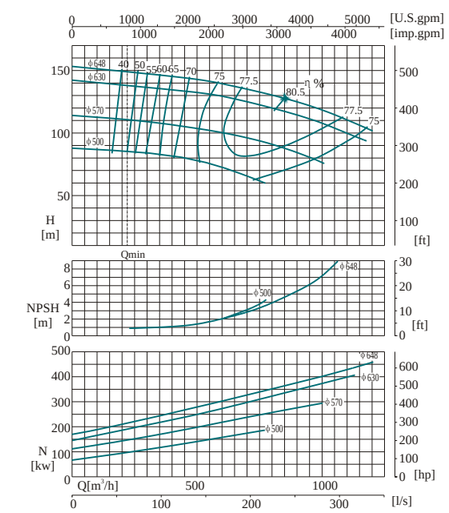

性能曲线图 Performance curve

型号 Model	SLZA(E,F)300-400	转速 Speed	1475r/min
吸入口径 Suction	300mm	排出口径 Discharge	300mm

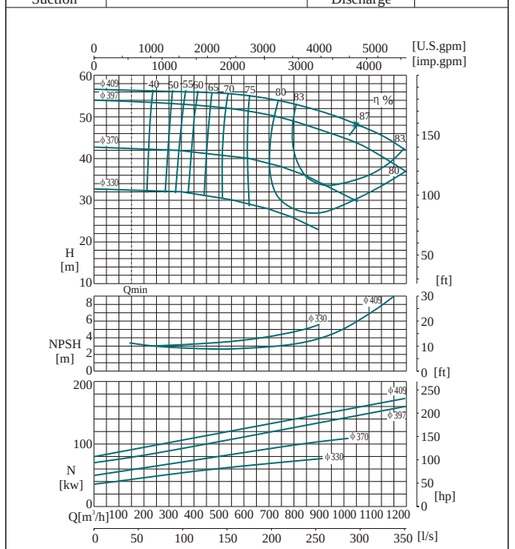

型号 Model	SLZA(E,F)300-500	转速 Speed	1475r/min
吸入口径 Suction	300mm	排出口径 Discharge	300mm

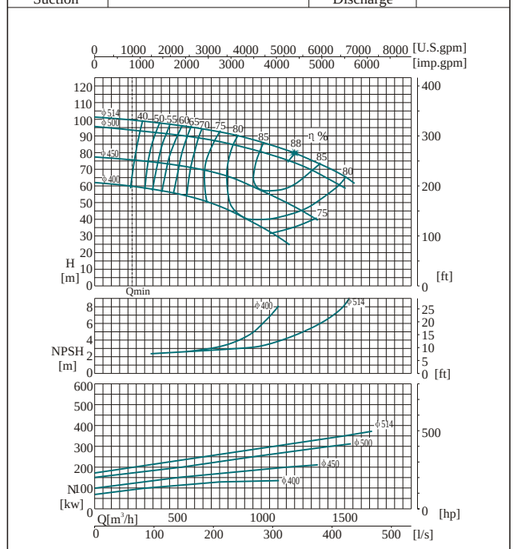

型号 Model	SLZA(E,F)300-560	转速 Speed	1475r/min
吸入口径 Suction	300mm	排出口径 Discharge	300mm

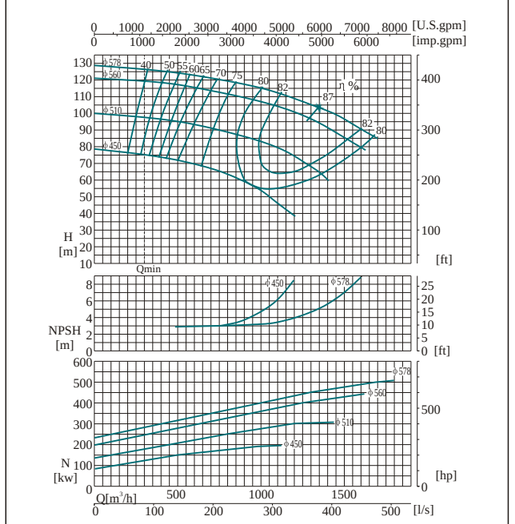

型号 Model	SLZA(E,F)300-630	转速 Speed	1475r/min
吸入口径 Suction	300mm	排出口径 Discharge	300mm

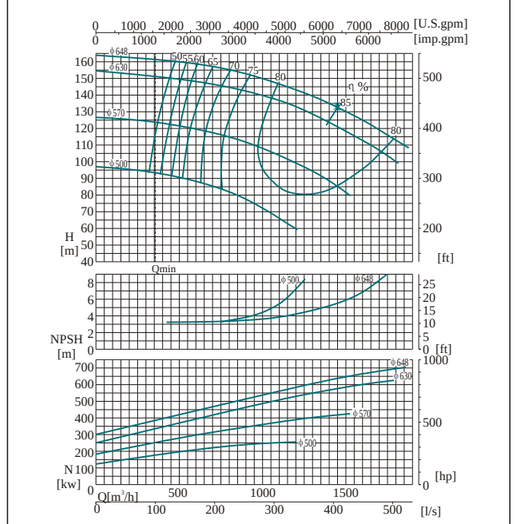

性能曲线图 Performance curve

型号 Model	SLZA(E,F)400-500	转速 Speed	1475r/min
吸入口径 Suction	400mm	排出口径 Discharge	400mm

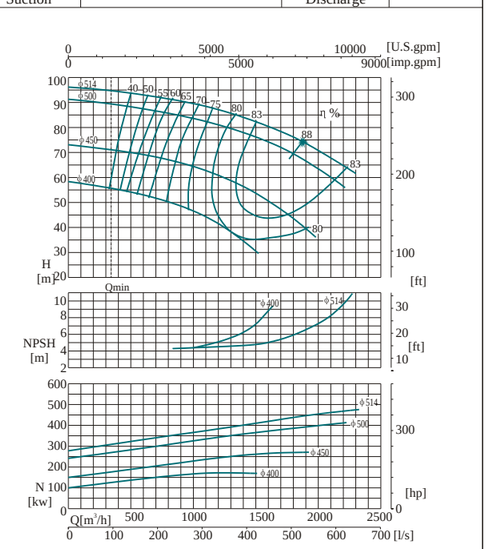

型号 Model	SLZA(E,F)400-560	转速 Speed	1475r/min
吸入口径 Suction	400mm	排出口径 Discharge	400mm

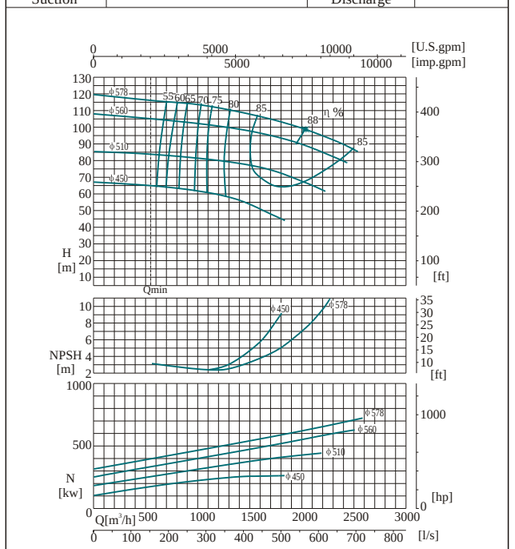

型号 Model	SLZA(E,F)400-630	转速 Speed	1475r/min
吸入口径 Suction	400mm	排出口径 Discharge	400mm

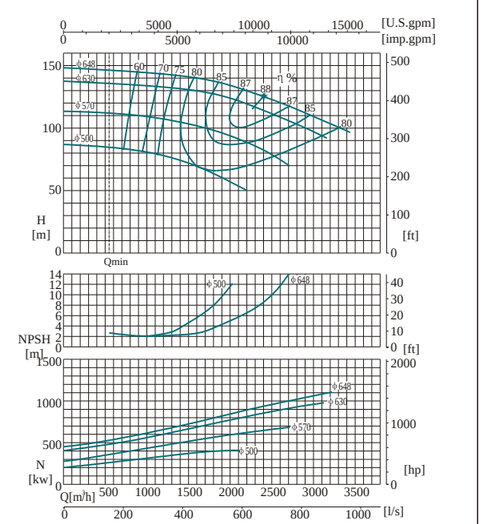

外形及安装尺寸图 External form and installation dimension drawing

SLZA25-0200型泵 Type pump

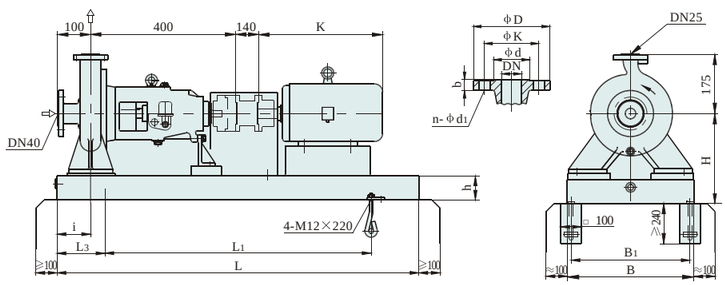

法兰尺寸 Flange dimension						
执行标准 Adopted standard GB9113.1-2000 PN2.5MPa						
名称 Name	DN	ΦD	b	ΦK	Φd	n-Φd1
进口法兰 Inlet flange	40	150	18	110	84	8-Φ18
出口法兰 Outlet flange	25	115	16	85	65	4-Φ14
执行标准 Adopted standard ANSI B16.5 CLASS 150Lb RF						
进口法兰 Inlet flange	40	127	17.5	98.5	73.1	4-Φ16
出口法兰 Outlet flange	25	107.9	14.3	79.2	50.8	4-Φ16

机座号 Foundation No.	尺寸 Dimension (mm)										近似重量 Approximate weight (kg)				
	L	L1	L2	L3	B	B1	H	i	h	K	泵 Pump	电机 Motor	底座 Found-ation	其它 Other	总重 Total weight
90L	1000	660		170	440	400	300	145	63		43	31	52	20	
160M	1000	660		170								37	53	20	
132S	1000	660		170								45	53	20	
132M	1000	660		170								53	53	20	
112M	1120	740		190								84	60	20	
100L	1120	740		190								101	61	20	
90S	1250	840		205								150	63	20	
90L	1250	840		205								170	64	20	

SLZA25-1250型泵 Type pump

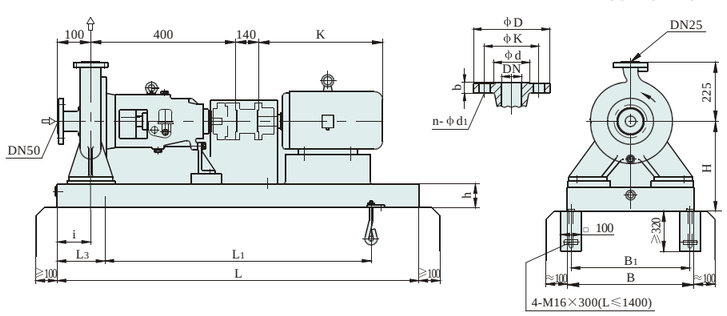

法兰尺寸 Flange dimension						
执行标准 Adopted standard GB9113.1-2000 PN2.5MPa						
名称 Name	DN	ΦD	b	ΦK	Φd	n-Φd1
进口法兰 Inlet flange	50	165	20	125	99	4-Φ18
出口法兰 Outlet flange	25	115	16	85	65	4-Φ14
执行标准 Adopted standard ANSI B16.5 CLASS 150Lb RF						
进口法兰 Inlet flange	50	152.4	19	120.6	91.9	4-Φ19
出口法兰 Outlet flange	25	107.9	14.3	79.2	50.8	4-Φ16

机座号 Foundation No.	尺寸 Dimension (mm)										近似重量 Approximate weight (kg)				
	L	L1	L2	L3	B	B1	H	i	h	K	泵 Pump	电机 Motor	底座 Found-ation	其它 Other	总重 Total weight
90S	1000	660		170	440	400	365	90	63		87	31	53	20	
90L	1000	660		170								37	54	20	
100L	1120	740		190			300					45	58	20	
112M	1120	740		190								53	59	20	
132S	1120	740		190								84	60	20	
132M	1120	740		190								101	63	20	
160M	1250	840		205					80			150	72	20	
160L	1250	840		205								170	73	20	
180M	1400	940		230								225	83	20	
180L	1400	940		230								270	85	20	

外形及安装尺寸图 External form and installation dimension drawing

SLZA25-2250型泵 Type pump

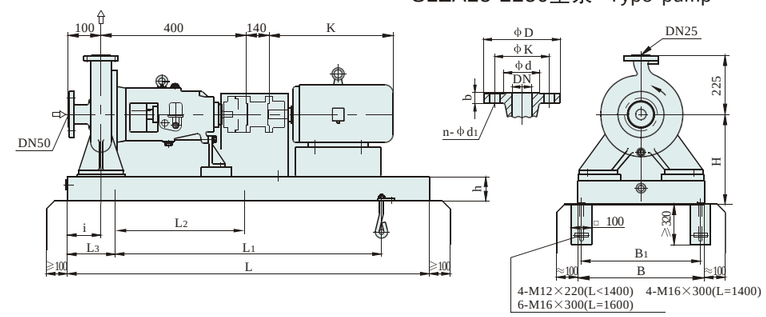

法兰尺寸 Flange dimension						
执行标准 Adopted standard GB9113.1-2000 PN2.5MPa						
名称 Name	DN	ΦD	b	ΦK	Φd	n-Φd1
进口法兰 Inlet flange	50	165	20	125	99	4-Φ18
出口法兰 Outlet flange	25	115	16	85	65	4-Φ14
执行标准 Adopted standard ANSI B16.5 CLASS 150Lb RF						
进口法兰 Inlet flange	50	152.4	19	120.6	91.9	4-Φ19
出口法兰 Outlet flange	25	107.9	14.3	79.2	50.8	4-Φ16

机座号 Foundation No.	尺寸 Dimension (mm)										近似重量 Approximate weight (kg)				
	L	L1	L2	L3	B	B1	H	i	h	K	泵 Pump	电机 Motor	底座 Found-ation	其它 Other	总重 Total weight
100L	1120	740		190	440	400	300	90	63		103	45	58	20	
112M												53	60	20	
132S	1250	840		205								84	65	20	
132M												101	67	20	
160M	1400	940		230			365		80			150	85	20	
160L												170	87	20	
180M												225	85	20	
180L												270	86	20	
200L	1600	1060	530	270	530	490						300	99	20	

SLZA25-2315型泵 Type pump

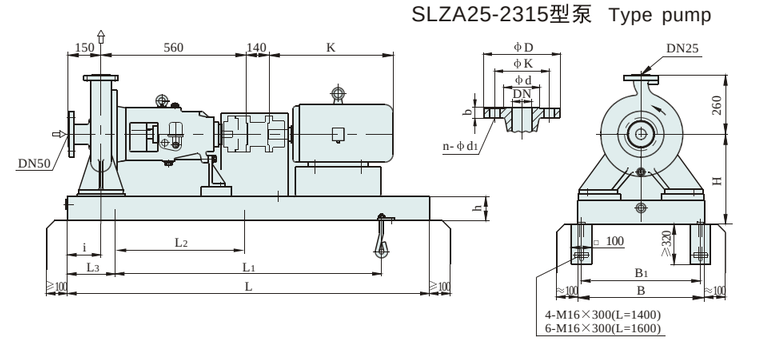

法兰尺寸 Flange dimension						
执行标准 Adopted standard GB9113.1-2000 PN2.5MPa						
名称 Name	DN	ΦD	b	ΦK	Φd	n-Φd1
进口法兰 Inlet flange	50	165	20	125	99	4-Φ18
出口法兰 Outlet flange	25	115	16	85	65	4-Φ14
执行标准 Adopted standard ANSI B16.5 CLASS 150Lb RF						
进口法兰 Inlet flange	50	152.4	19	120.6	91.9	4-Φ19
出口法兰 Outlet flange	25	107.9	14.3	79.2	50.8	4-Φ16

机座号 Foundation No.	尺寸 Dimension (mm)										近似重量 Approximate weight (kg)				
	L	L1	L2	L3	B	B1	H	i	h	K	泵 Pump	电机 Motor	底座 Found-ation	其它 Other	总重 Total weight
100L	1400	940		230	530	490	365	90	80		131	45	88	20	
112M												53	86	20	
132S												84	92	20	
132M												101	93	20	
160M												150	92	20	
160L												170	93	20	
180M												225	91	20	
180L												270	93	20	
200L	1600	1060	530	270								300	98	30	
225S												390	96	30	
225M												440	96	30	
250M												510	120	30	

外形及安装尺寸图 External form and installation dimension drawing

SLZA40-1160型泵 Type pump

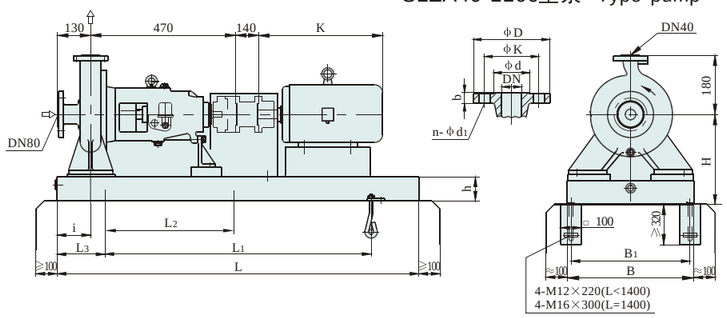

法兰尺寸 Flange dimension						
执行标准 Adopted standard GB9113.1-2000 PN2.5MPa						
名称 Name	DN	ΦD	b	ΦK	Φd	n-Φd1
进口法兰 Inlet flange	80	200	24	160	132	8-Φ18
出口法兰 Outlet flange	40	150	18	110	84	4-Φ14
执行标准 Adopted standard ANSI B16.5 CLASS 150Lb RF						
进口法兰 Inlet flange	80	190.5	23.8	152.4	127	4-Φ19
出口法兰 Outlet flange	40	127	17.5	98.5	73.1	4-Φ16

机座号 Foundation No.	尺寸 Dimension (mm)										近似重量 Approximate weight (kg)				
	L	L1	L2	L3	B	B1	H	i	h	K	泵 Pump	电机 Motor	底座 Found-ation	其它 Other	总重 Total weight
90S	1000	660		170	440	400	300	75	63		68	31	54	20	
90L												37	55	20	
100L												45	55	20	
112M												53	55	20	
132S	1120	740		190								84	62	20	
132M												101	63	20	
160M	1250	840		205								150	65	20	
160L												170	66	20	
180M	1400	940		230			365		80			225	83	20	
180L												270	84	20	

SLZA40-1200型泵 Type pump

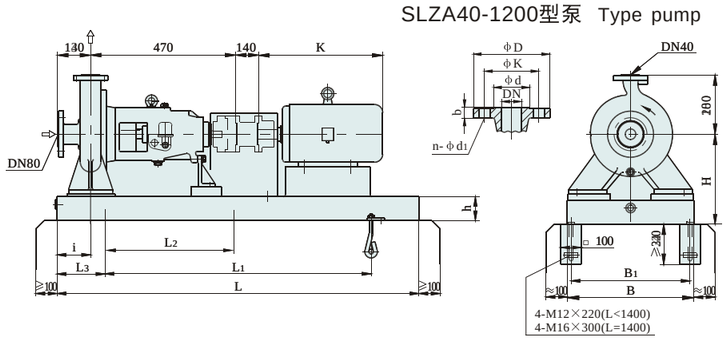

法兰尺寸 Flange dimension						
执行标准 Adopted standard GB9113.1-2000 PN2.5MPa						
名称 Name	DN	ΦD	b	ΦK	Φd	n-Φd1
进口法兰 Inlet flange	80	200	24	160	132	8-Φ18
出口法兰 Outlet flange	40	150	18	110	84	4-Φ14
执行标准 Adopted standard ANSI B16.5 CLASS 150Lb RF						
进口法兰 Inlet flange	80	190.5	23.8	152.4	127	4-Φ19
出口法兰 Outlet flange	40	127	17.5	98.5	73.1	4-Φ16

机座号 Foundation No.	尺寸 Dimension (mm)										近似重量 Approximate weight (kg)				
	L	L1	L2	L3	B	B1	H	i	h	K	泵 Pump	电机 Motor	底座 Found-ation	其它 Other	总重 Total weight
90S	1000	660		170	440	400	300	75	63		76	31	55	20	
90L												37	56	20	
100L												45	57	20	
112M												53	57	20	
132S	1120	740		190								84	57	20	
132M												101	59	20	
160M	1250	840		205								150	59	20	
160L												170	65	20	
180M	1400	940		230			365		80			225	82	20	
180L												270	83	20	
200L					530	490						300	87	20	

外形及安装尺寸图 External form and installation dimension drawing

SLZA40-1250型泵 Type pump

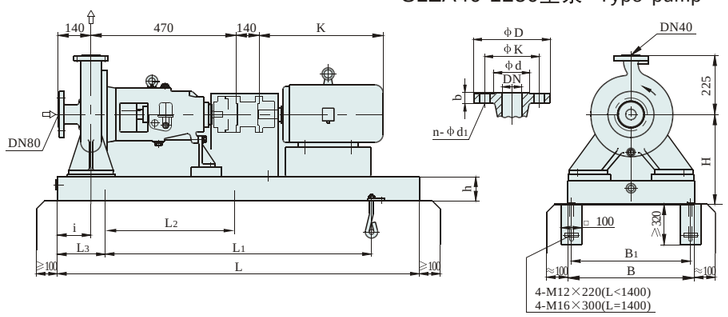

法兰尺寸 Flange dimension						
执行标准 Adopted standard GB9113.1-2000 PN2.5MPa						
名称 Name	DN	ΦD	b	ΦK	Φd	n-Φd1
进口法兰 Inlet flange	80	200	24	160	132	8-Φ18
出口法兰 Outlet flange	40	150	18	110	84	4-Φ14
执行标准 Adopted standard ANSI B16.5 CLASS 150Lb RF						
进口法兰 Inlet flange	80	190.5	23.8	152.4	127	4-Φ19
出口法兰 Outlet flange	40	127	17.5	98.5	73.1	4-Φ16

机座号 Foundation No.	尺寸 Dimension (mm)										近似重量 Approximate weight (kg)				
	L	L1	L2	L3	B	B1	H	i	h	K	泵 Pump	电机 Motor	底座 Found-ation	其它 Other	总重 Total weight
90S	1000	660		170	440	400	300	90	63		87	31	53	20	
90L												37	54	20	
100L	1120	740		190								45	58	20	
112M												53	59	20	
132S												84	60	20	
132M												101	63	20	
160M	1250	840		205					80			150	72	20	
160L												170	73	20	
180M	1400	940		230			365					225	83	20	
180L												270	85	20	

SLZA40-2250型泵 Type pump

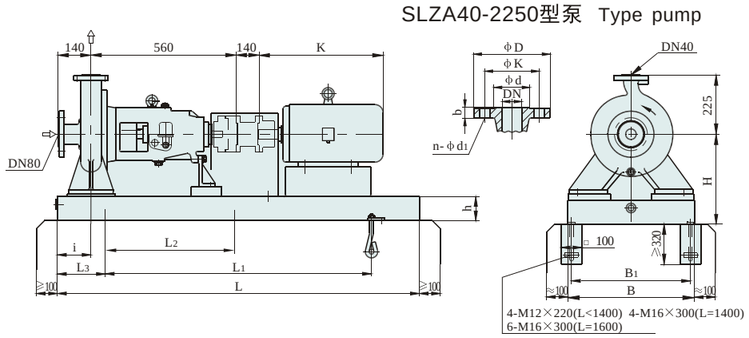

法兰尺寸 Flange dimension						
执行标准 Adopted standard GB9113.1-2000 PN2.5MPa						
名称 Name	DN	ΦD	b	ΦK	Φd	n-Φd1
进口法兰 Inlet flange	80	200	24	160	132	8-Φ18
出口法兰 Outlet flange	40	150	18	110	84	4-Φ14
执行标准 Adopted standard ANSI B16.5 CLASS 150Lb RF						
进口法兰 Inlet flange	80	190.5	23.8	152.4	127	4-Φ19
出口法兰 Outlet flange	40	127	17.5	98.5	73.1	4-Φ16

机座号 Foundation No.	尺寸 Dimension (mm)										近似重量 Approximate weight (kg)				
	L	L1	L2	L3	B	B1	H	i	h	K	泵 Pump	电机 Motor	底座 Found-ation	其它 Other	总重 Total weight
100L	1120	740		190	440	400	300	90	63		103	45	58	20	
112M												53	60	20	
132S	1250	840		205								84	65	20	
132M												101	67	20	
160M	1400	940		230			365		80			150	85	20	
160L												170	87	20	
180M												225	85	20	
180L												270	86	20	
200L	1600	1060	530	270	530	490						300	99	30	

外形及安装尺寸图 External form and installation dimension drawing

SLZA40-2315型泵 Type pump

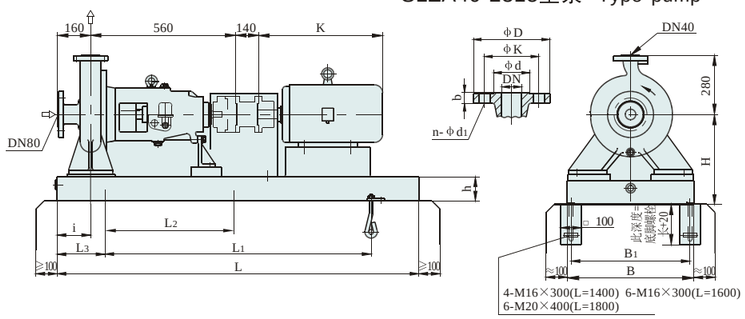

法兰尺寸 Flange dimension						
执行标准 Adopted standard GB9113.1-2000 PN2.5MPa						
名称 Name	DN	ΦD	b	ΦK	Φd	n-Φd1
进口法兰 Inlet flange	80	200	24	160	132	8-Φ18
出口法兰 Outlet flange	40	150	18	110	84	4-Φ14
执行标准 Adopted standard ANSI B16.5 CLASS 150Lb RF						
进口法兰 Inlet flange	80	190.5	23.8	152.4	127	4-Φ19
出口法兰 Outlet flange	40	127	17.5	98.5	73.1	4-Φ16

机座号 Foundation No.	尺寸 Dimension (mm)										近似重量 Approximate weight (kg)				
	L	L1	L2	L3	B	B1	H	i	h	K	泵 Pump	电机 Motor	底座 Found-ation	其它 Other	总重 Total weight
90S	1400	940		230	530	490	365	90	80		135	31	87	20	
90L												37	88	20	
100L												45	90	20	
112M												53	90	20	
132S												84	95	20	
132M												101	95	20	
160M												150	95	20	
160L												170	95	20	
180M												225	95	20	
180L												270	95	20	
200L	1600	1060	530	270								300	100	30	
225M												440	100	30	
250M					600	560	465		100			510	120	30	
280S	1800	1200	600	300	650	600	490					650	163	30	

SLZA40-3400型泵 Type pump

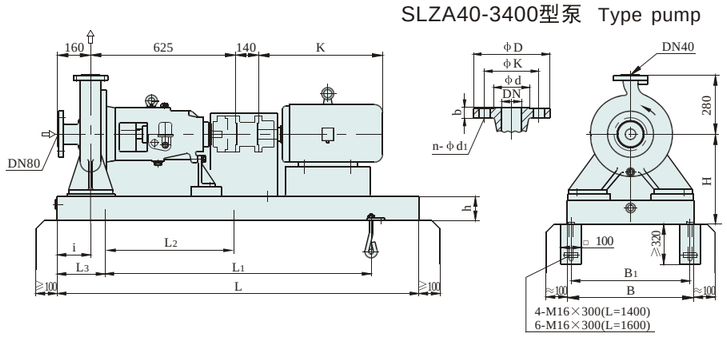

法兰尺寸 Flange dimension						
执行标准 Adopted standard GB9113.1-2000 PN2.5MPa						
名称 Name	DN	ΦD	b	ΦK	Φd	n-Φd1
进口法兰 Inlet flange	80	200	24	160	132	8-Φ18
出口法兰 Outlet flange	40	150	18	110	84	4-Φ14
执行标准 Adopted standard ANSI B16.5 CLASS 150Lb RF						
进口法兰 Inlet flange	80	190.5	23.8	152.4	127	4-Φ19
出口法兰 Outlet flange	40	127	17.5	98.5	73.1	4-Φ16

机座号 Foundation No.	尺寸 Dimension (mm)										近似重量 Approximate weight (kg)				
	L	L1	L2	L3	B	B1	H	i	h	K	泵 Pump	电机 Motor	底座 Found-ation	其它 Other	总重 Total weight
132S	1400	940		230	530	490	365	90	80		180	84	80	20	
132M												101	80	20	
160M												150	90	20	
160L												170	120	20	
180M	1600	1060	530	270								225	120	20	
180L												270	120	20	
200L												300	120	20	
225M												440	120	20	
250M					600	550	475		100			510	150	20	

外形及安装尺寸图 External form and installation dimension drawing

SLZA50-1160型泵 Type pump

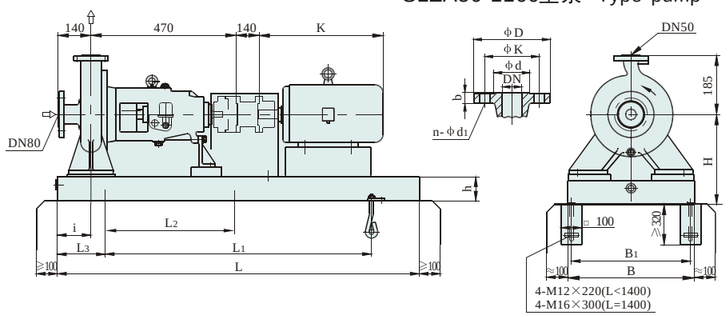

法兰尺寸 Flange dimension						
执行标准 Adopted standard GB9113.1-2000 PN2.5MPa						
名称 Name	DN	ΦD	b	ΦK	Φd	n-Φd1
进口法兰 Inlet flange	80	200	24	160	132	8-Φ18
出口法兰 Outlet flange	50	165	20	125	99	4-Φ18
执行标准 Adopted standard ANSI B16.5 CLASS 150Lb RF						
进口法兰 Inlet flange	80	190.5	23.8	152.4	127	4-Φ19
出口法兰 Outlet flange	50	152.4	19	120.6	91.9	4-Φ19

机座号 Foundation No.	尺寸 Dimension (mm)										近似重量 Approximate weight (kg)				
	L	L1	L2	L3	B	B1	H	i	h	K	泵 Pump	电机 Motor	底座 Found-ation	其它 Other	总重 Total weight
90S	1000	660		170	440	400	300	75	63		71	31	55	20	
90L												37	56	20	
100L												45	57	20	
112M												53	57	20	
132S	1120	740		190								84	57	20	
132M												101	59	20	
160M	1250	840		205					80			150	59	20	
160L												170	65	20	
180M	1400	940		230			365					225	82	20	
180L												270	83	20	

SLZA50-1200型泵 Type pump

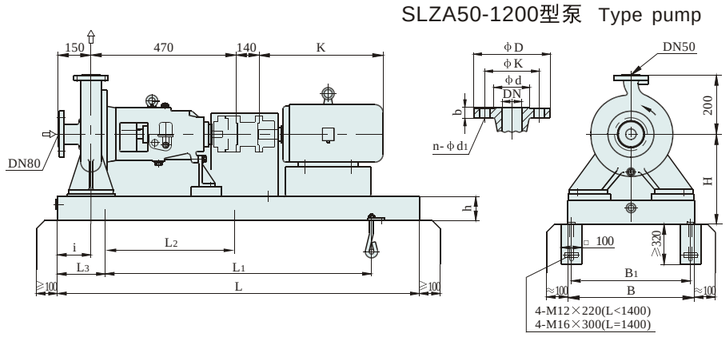

法兰尺寸 Flange dimension						
执行标准 Adopted standard GB9113.1-2000 PN2.5MPa						
名称 Name	DN	ΦD	b	ΦK	Φd	n-Φd1
进口法兰 Inlet flange	80	200	24	160	132	8-Φ18
出口法兰 Outlet flange	50	165	20	125	99	4-Φ18
执行标准 Adopted standard ANSI B16.5 CLASS 150Lb RF						
进口法兰 Inlet flange	80	190.5	23.8	152.4	127	4-Φ19
出口法兰 Outlet flange	50	152.4	19	120.6	91.9	4-Φ19

机座号 Foundation No.	尺寸 Dimension (mm)										近似重量 Approximate weight (kg)				
	L	L1	L2	L3	B	B1	H	i	h	K	泵 Pump	电机 Motor	底座 Found-ation	其它 Other	总重 Total weight
90S	1000	660		170	440	400	300	75	63		77	31	55	20	
90L												37	56	20	
100L												45	57	20	
112M												53	57	20	
132S	1120	740		190								84	57	20	
132M												101	59	20	
160M	1250	840		205					80			150	59	20	
160L												170	65	20	
180M	1400	940		230			365					225	82	20	
180L												270	83	20	

外形及安装尺寸图 External form and installation dimension drawing

SLZA50-2160型泵 Type pump

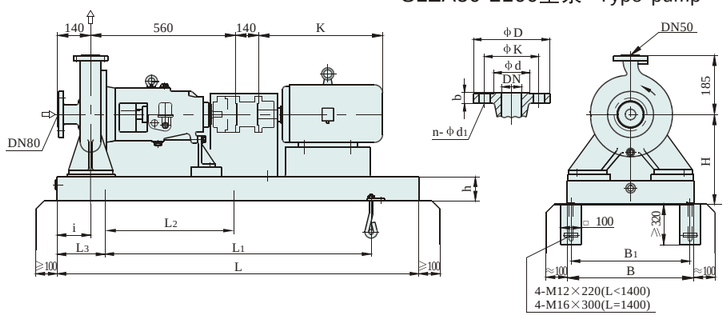

法兰尺寸 Flange dimension						
执行标准 Adopted standard GB9113.1-2000 PN2.5MPa						
名称 Name	DN	ΦD	b	ΦK	Φd	n-Φd1
进口法兰 Inlet flange	80	200	24	160	132	8-Φ18
出口法兰 Outlet flange	50	165	20	125	99	4-Φ18
执行标准 Adopted standard ANSI B16.5 CLASS 150Lb RF						
进口法兰 Inlet flange	80	190.5	23.8	152.4	127	4-Φ19
出口法兰 Outlet flange	50	152.4	19	120.6	91.9	4-Φ19

机座号 Foundation No.	尺寸 Dimension (mm)										近似重量 Approximate weight (kg)				
	L	L1	L2	L3	B	B1	H	i	h	K	泵 Pump	电机 Motor	底座 Found-ation	其它 Other	总重 Total weight
90S	1120	740		190	440	400	300	75	63		84	31	60	20	
90L												37	60	20	
100L												45	60	20	
112M												53	60	20	
132S	1250	840		205								84	65	20	
132M												101	65	20	
160M	1400	940		230			315		80			150	75	20	
160L												170	77	20	
180M							365					225	82	20	
180L												270	85	20	

SLZA50-2200型泵 Type pump

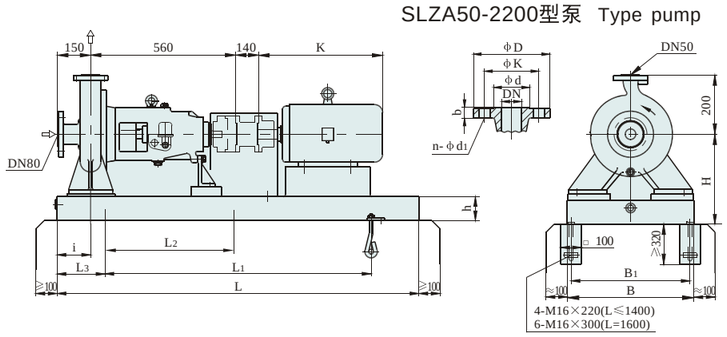

法兰尺寸 Flange dimension						
执行标准 Adopted standard GB9113.1-2000 PN2.5MPa						
名称 Name	DN	ΦD	b	ΦK	Φd	n-Φd1
进口法兰 Inlet flange	80	200	24	160	132	8-Φ18
出口法兰 Outlet flange	50	165	20	125	99	4-Φ18
执行标准 Adopted standard ANSI B16.5 CLASS 150Lb RF						
进口法兰 Inlet flange	80	190.5	23.8	152.4	127	4-Φ19
出口法兰 Outlet flange	50	152.4	19	120.6	91.9	4-Φ19

机座号 Foundation No.	尺寸 Dimension (mm)										近似重量 Approximate weight (kg)				
	L	L1	L2	L3	B	B1	H	i	h	K	泵 Pump	电机 Motor	底座 Found-ation	其它 Other	总重 Total weight
100L	1120	740		190	440	400	300	75	63		95	45	80	20	
112M												53	80	20	
132S	1250	840		205								84	80	20	
132M												101	80	20	
160M	1400	940		230			315		80			150	80	20	
160L												170	80	20	
180M							365					225	80	20	
180L												270	80	20	
200L												300	80	20	
225S	1600	1060	530	270	530	490						390	100	20	
225M												440	100	20	

外形及安装尺寸图 External form and installation dimension drawing

SLZA50-2250型泵 Type pump

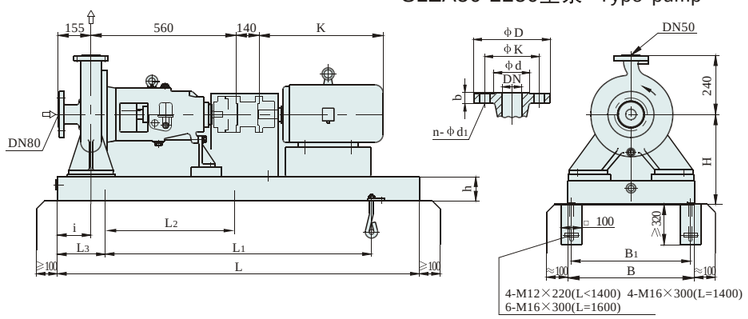

法兰尺寸 Flange dimension						
执行标准 Adopted standard GB9113.1-2000 PN2.5MPa						
名称 Name	DN	ΦD	b	ΦK	Φd	n-Φd1
进口法兰 Inlet flange	80	200	24	160	132	8-Φ18
出口法兰 Outlet flange	50	165	20	125	99	4-Φ18
执行标准 Adopted standard ANSI B16.5 CLASS 150Lb RF						
进口法兰 Inlet flange	80	190.5	23.8	152.4	127	4-Φ19
出口法兰 Outlet flange	50	152.4	19	120.6	91.9	4-Φ19

机座号 Foundation No.	尺寸 Dimension (mm)										近似重量 Approximate weight (kg)				
	L	L1	L2	L3	B	B1	H	i	h	K	泵 Pump	电机 Motor	底座 Found-ation	其它 Other	总重 Total weight
90S	1120	740		190	440	400	300	90	63		108	31	60	20	
90L												37	60	20	
100L												45	80	20	
112M												53	80	20	
132S	1250	840		205								84	80	20	
132M												101	80	20	
160M	1400	940		230			365		80			150	80	20	
160L												170	80	20	
180M												225	80	20	
180L												270	80	20	
200L	1600	1060	530	270	530	490						300	80	20	
225S												390	100	20	
225M												440	100	20	
250M					600	560	465		100			510	150	20	

SLZA50-2315型泵 Type pump

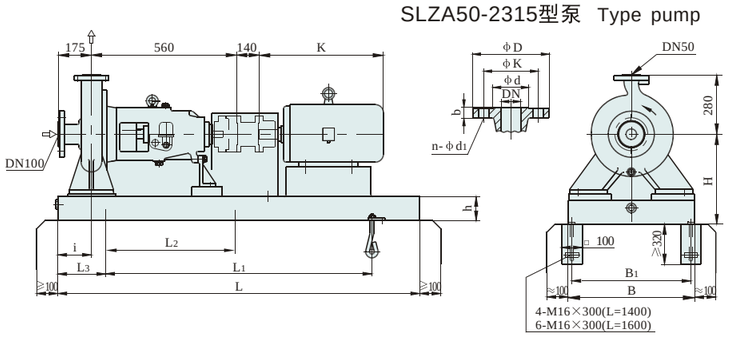

法兰尺寸 Flange dimension						
执行标准 Adopted standard GB9113.1-2000 PN2.5MPa						
名称 Name	DN	ΦD	b	ΦK	Φd	n-Φd1
进口法兰 Inlet flange	100	235	24	190	156	8-Φ22
出口法兰 Outlet flange	50	165	20	125	99	4-Φ18
执行标准 Adopted standard ANSI B16.5 CLASS 150Lb RF						
进口法兰 Inlet flange	100	228.6	23.8	190.5	157.2	8-Φ19
出口法兰 Outlet flange	50	152.4	19	120.6	91.9	4-Φ19

机座号 Foundation No.	尺寸 Dimension (mm)										近似重量 Approximate weight (kg)				
	L	L1	L2	L3	B	B1	H	i	h	K	泵 Pump	电机 Motor	底座 Found-ation	其它 Other	总重 Total weight
100L	1400	940		230	530	490	365	90	80		142	45	95	20	
112M												53	95	20	
132S												84	95	20	
132M												101	95	20	
160M												150	95	20	
160L												170	95	20	
180M												225	95	20	
180L												270	95	20	
200L	1600	1060	530	270								300	100	20	

外形及安装尺寸图 External form and installation dimension drawing

SLZA50-2400型泵 Type pump

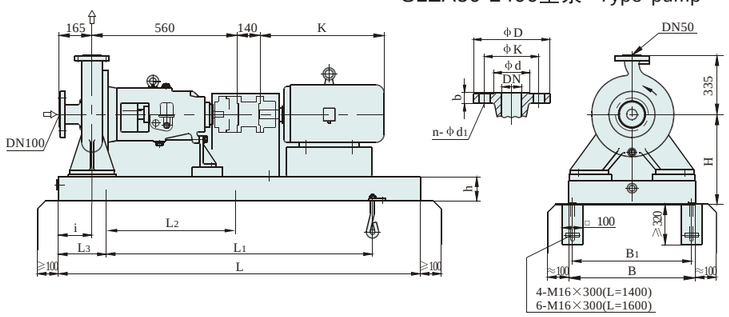

法兰尺寸 Flange dimension						
执行标准 Adopted standard GB9113.1-2000 PN2.5MPa						
名称 Name	DN	ΦD	b	ΦK	Φd	n-Φd1
进口法兰 Inlet flange	100	235	24	190	156	8-Φ22
出口法兰 Outlet flange	50	165	20	125	99	4-Φ18
执行标准 Adopted standard ANSI B16.5 CLASS 150Lb RF						
进口法兰 Inlet flange	100	228.6	23.8	190.5	157.2	8-Φ19
出口法兰 Outlet flange	50	152.4	19	120.6	91.9	4-Φ19

机座号 Foundation No.	尺寸 Dimension (mm)										近似重量 Approximate weight (kg)				
	L	L1	L2	L3	B	B1	H	i	h	K	泵 Pump	电机 Motor	底座 Found-ation	其它 Other	总重 Total weight
112M	1400	940		230	530	490	430	105	80		191	53	100	20	
132S												84	100	20	
132M												101	100	20	
160M												150	100	20	
160L												170	100	20	
180M												225	100	20	
180L												270	100	20	
200L	1600	1060	530	270								300	100	20	

SLZA50-3315型泵 Type pump

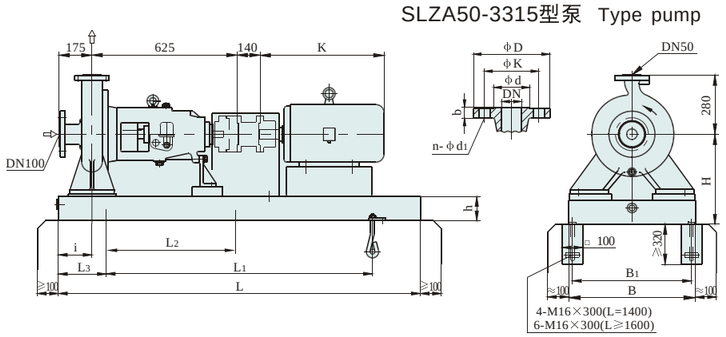

法兰尺寸 Flange dimension						
执行标准 Adopted standard GB9113.1-2000 PN2.5MPa						
名称 Name	DN	ΦD	b	ΦK	Φd	n-Φd1
进口法兰 Inlet flange	100	235	24	190	156	8-Φ22
出口法兰 Outlet flange	50	165	20	125	99	4-Φ18
执行标准 Adopted standard ANSI B16.5 CLASS 150Lb RF						
进口法兰 Inlet flange	100	228.6	23.8	190.5	157.2	8-Φ19
出口法兰 Outlet flange	50	152.4	19	120.6	91.9	4-Φ19

机座号 Foundation No.	尺寸 Dimension (mm)										近似重量 Approximate weight (kg)				
	L	L1	L2	L3	B	B1	H	i	h	K	泵 Pump	电机 Motor	底座 Found-ation	其它 Other	总重 Total weight
132S	1400	940		230	530	490	365	90	80		167	84	90	20	
132M												101	90	20	
160M												150	90	20	
160L												170	90	20	
180M	1600	1060	530	270					100			225	112	20	
180L												270	115	20	
200L												300	110	20	
225S												390	111	20	
225M												440	112	20	
250M					600	560	450					510	140	20	
280S	1800	1200	600	300	720	670						650	165	20	
280M												800	152	20	

外形及安装尺寸图 External form and installation dimension drawing

SLZA50-3400型泵 Type pump

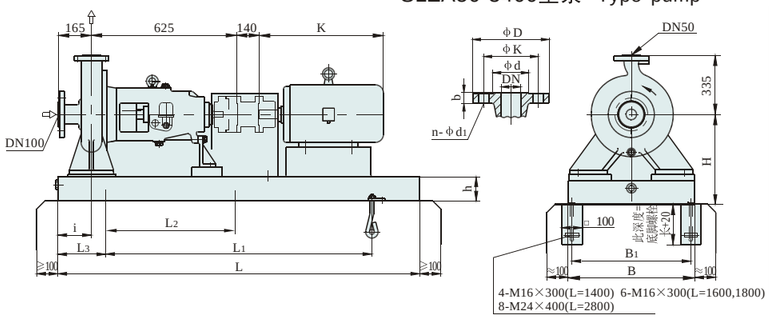

法兰尺寸 Flange dimension						
执行标准 Adopted standard GB9113.1-2000 PN2.5MPa						
名称 Name	DN	ΦD	b	ΦK	Φd	n-Φd1
进口法兰 Inlet flange	100	235	24	190	156	8-Φ22
出口法兰 Outlet flange	50	165	20	125	99	4-Φ18
执行标准 Adopted standard ANSI B16.5 CLASS 150Lb RF						
进口法兰 Inlet flange	100	228.6	23.8	190.5	157.2	8-Φ19
出口法兰 Outlet flange	50	152.4	19	120.6	91.9	4-Φ19

机座号 Foundation No.	尺寸 Dimension (mm)										近似重量 Approximate weight (kg)				
	L	L1	L2	L3	B	B1	H	i	h	K	泵 Pump	电机 Motor	底座 Found-ation	其它 Other	总重 Total weight
160M	1400	940		230	530	490	430	90	80		216	150	100	20	
160L												170	100	20	
180M	1600	1060	530	270								225	120	20	
180L												270	120	20	
200L												300	120	20	
225S												390	120	20	
225M												440	120	20	
250M	1800	1200	600	300	720	670	450		100			510	180	20	
280S												650	160	20	
280M												800	166	20	
315S												950	250	20	
315M							530					1000	250	20	
315L												1300	250	20	
355S	2800	2100	700	350	970	920	630		180			1690	300	20	
355M												1840	300	20	
355L												2100	300	20	

SLZA50-4450型泵 Type pump

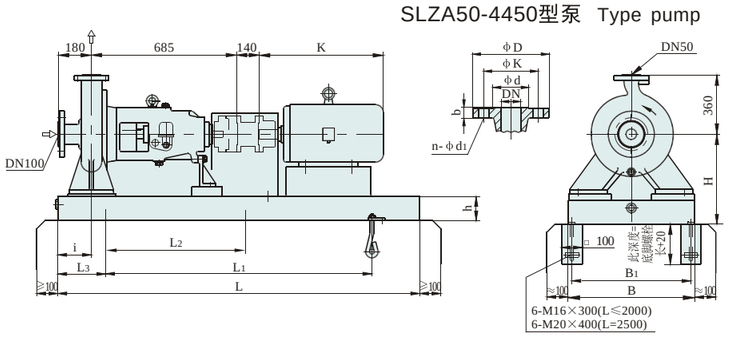

法兰尺寸 Flange dimension						
执行标准 Adopted standard GB9113.1-2000 PN2.5MPa						
名称 Name	DN	ΦD	b	ΦK	Φd	n-Φd1
进口法兰 Inlet flange	100	235	24	190	156	8-Φ22
出口法兰 Outlet flange	50	165	20	125	99	4-Φ18
执行标准 Adopted standard ANSI B16.5 CLASS 150Lb RF						
进口法兰 Inlet flange	100	228.6	23.8	190.5	157.2	8-Φ19
出口法兰 Outlet flange	50	152.4	19	120.6	91.9	4-Φ19

机座号 Foundation No.	尺寸 Dimension (mm)										近似重量 Approximate weight (kg)				
	L	L1	L2	L3	B	B1	H	i	h	K	泵 Pump	电机 Motor	底座 Found-ation	其它 Other	总重 Total weight
160M	1800	1200	600	300	720	670	570	125	100		223	150	210	20	
160L												170	210	20	
180M												225	210	20	
180L												270	210	20	
200L												300	210	20	
225S												390	210	20	
225M												440	240	20	
250M	2000	1400	700									510	240	20	
280S												650	240	20	
280M												800	240	20	
315S	2500	1800	900	350	780	730						950	360	20	
315M												1000	360	20	
315L												1300	360	20	

外形及安装尺寸图 External form and installation dimension drawing

SLZA80-1200型泵 Type pump

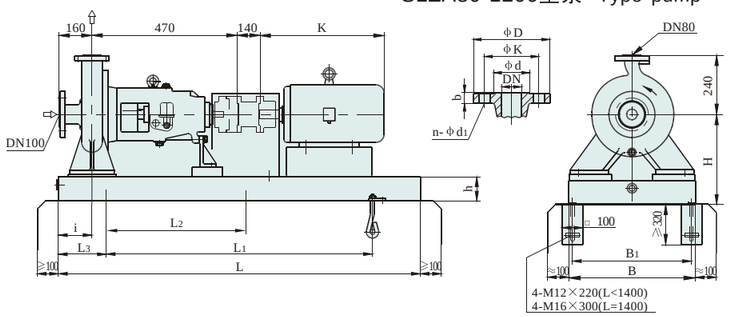

法兰尺寸 Flange dimension						
执行标准 Adopted standard GB9113.1-2000 PN2.5MPa						
名称 Name	DN	ϕD	b	ϕK	ϕd	n-ϕd1
进口法兰 Inlet flange	100	235	24	190	156	8-ϕ22
出口法兰 Outlet flange	80	200	24	160	132	8-ϕ18
执行标准 Adopted standard ANSI B16.5 CLASS 150Lb RF						
进口法兰 Inlet flange	100	228.6	23.8	190.5	157.2	8-ϕ19
出口法兰 Outlet flange	80	190.5	23.8	152.4	127	4-ϕ19

机座号 Foundation No.	尺寸 Dimension (mm)										近似重量 Approximate weight (kg)				
	L	L1	L2	L3	B	B1	H	i	h	K	泵 Pump	电机 Motor	底座 Found-ation	其它 Other	总重 Total weight
90S/L	1000	660		170	440	400	300	90	63		89	31	60	20	
100L	1120	740		190								37	60	20	
112M												45	80	20	
132S												53	80	20	
132M												84	80	20	
160M/L	1250	840		205								101	80	20	
180M/L	1400	940		230			365		80			150	80	20	
200L												170	90	20	

SLZA80-2160型泵 Type pump

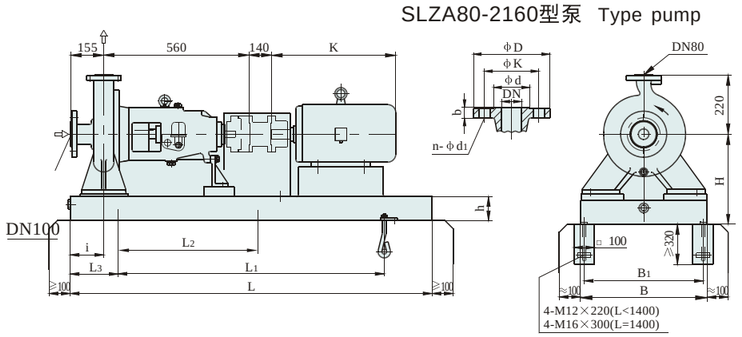

法兰尺寸 Flange dimension						
执行标准 Adopted standard GB9113.1-2000 PN2.5MPa						
名称 Name	DN	ϕD	b	ϕK	ϕd	n-ϕd1
进口法兰 Inlet flange	100	235	24	190	156	8-ϕ22
出口法兰 Outlet flange	80	200	24	160	132	8-ϕ18
执行标准 Adopted standard ANSI B16.5 CLASS 150Lb RF						
进口法兰 Inlet flange	100	228.6	23.8	190.5	157.2	8-ϕ19
出口法兰 Outlet flange	80	190.5	23.8	152.4	127	4-ϕ19

机座号 Foundation No.	尺寸 Dimension (mm)										近似重量 Approximate weight (kg)				
	L	L1	L2	L3	B	B1	H	i	h	K	泵 Pump	电机 Motor	底座 Found-ation	其它 Other	总重 Total weight
90S/L	1120	740		190	440	400	300	90	63		96	37	65	20	
100L												45	65	20	
112M												53	65	20	
132S	1250	840		205					80			101	70	20	
160M/L	1400	940		230			315					170	80	20	
180M/L							365					270	100	20	
200L												300	100	20	

外形及安装尺寸图 External form and installation dimension drawing

SLZA80-2250型泵 Type pump

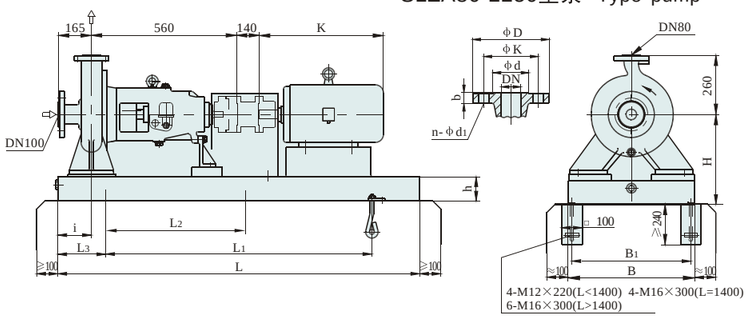

法兰尺寸 Flange dimension						
执行标准 Adopted standard GB9113.1-2000 PN2.5MPa						
名称 Name	DN	ϕD	b	ϕK	ϕd	n-ϕd1
进口法兰 Inlet flange	100	235	24	190	156	8-ϕ22
出口法兰 Outlet flange	80	200	24	160	132	8-ϕ18
执行标准 Adopted standard ANSI B16.5 CLASS 150Lb RF						
进口法兰 Inlet flange	100	228.6	23.8	190.5	157.2	8-ϕ19
出口法兰 Outlet flange	80	190.5	23.8	152.4	127	4-ϕ19

机座号 Foundation No.	尺寸 Dimension (mm)										近似重量 Approximate weight (kg)				
	L	L1	L2	L3	B	B1	H	i	h	K	泵 Pump	电机 Motor	底座 Found-ation	其它 Other	总重 Total weight
100L	1250	840		205	440	400	350	105	63		117	45	75	20	
112M												53	75	20	
132S/M												101	75	20	
160M/L	1400	940		230			365		80			170	90	20	
180M/L												270	90	20	
200L	1600	1060	530	270	530	490			100			300	105	30	
225M												440	105	30	
250M					600	550	450					510	150	30	
280S/M	1800	1200	600	300	720	670						800	175	30	

SLZA80-2315型泵 Type pump

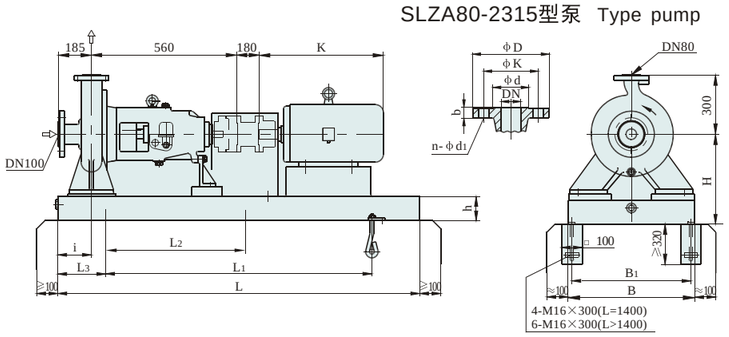

法兰尺寸 Flange dimension						
执行标准 Adopted standard GB9113.1-2000 PN2.5MPa						
名称 Name	DN	ϕD	b	ϕK	ϕd	n-ϕd1
进口法兰 Inlet flange	100	235	24	190	156	8-ϕ22
出口法兰 Outlet flange	80	200	24	160	132	8-ϕ18
执行标准 Adopted standard ANSI B16.5 CLASS 150Lb RF						
进口法兰 Inlet flange	100	228.6	23.8	190.5	157.2	8-ϕ19
出口法兰 Outlet flange	80	190.5	23.8	152.4	127	4-ϕ19

机座号 Foundation No.	尺寸 Dimension (mm)										近似重量 Approximate weight (kg)				
	L	L1	L2	L3	B	B1	H	i	h	K	泵 Pump	电机 Motor	底座 Found-ation	其它 Other	总重 Total weight
112M	1400	940		230	530	490	365	105	80		155	53	95	20	
132S/M												101	95	20	
160M/L												170	95	20	
180M/L	1600	1060	530	270								270	110	30	
200L												300	110	30	
225S/M												440	110	30	
250M					600	550	450					510	150	30	
280S/M	1800	1200	600	300	720	670			100			800	165	30	
315S/M/L							530					1000	175	30	

外形及安装尺寸图 External form and installation dimension drawing

SLZA80-2400型泵 Type pump

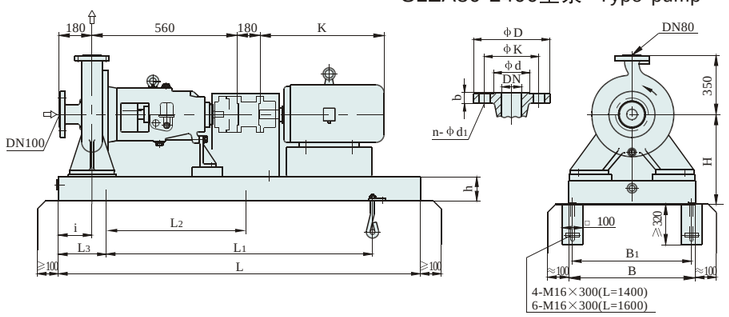

法兰尺寸 Flange dimension						
执行标准 Adopted standard GB9113.1-2000 PN2.5MPa						
名称 Name	DN	ΦD	b	ΦK	Φd	n-Φd1
进口法兰 Inlet flange	100	235	24	190	156	8-Φ22
出口法兰 Outlet flange	80	200	24	160	132	8-Φ18
执行标准 Adopted standard ANSI B16.5 CLASS 150Lb RF						
进口法兰 Inlet flange	100	228.6	23.8	190.5	157.2	8-Φ19
出口法兰 Outlet flange	80	190.5	23.8	152.4	127	4-Φ19

机座号 Foundation No.	尺寸 Dimension (mm)										近似重量 Approximate weight (kg)				
	L	L1	L2	L3	B	B1	H	i	h	K	泵 Pump	电机 Motor	底座 Found-ation	其它 Other	总重 Total weight
132S/M	1400	940		230	530	490	430	105	80		214	101	110	20	
160M/L												170	110	20	
180M/L	1600	1060	530	270								270	125	20	
200L												300	125	20	
225S/M												440	125	20	
250M					600	550	450		100			510	150	20	

SLZA80-3400型泵 Type pump

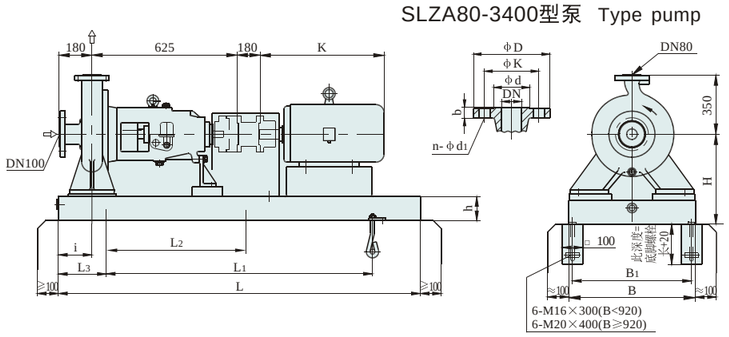

法兰尺寸 Flange dimension						
执行标准 Adopted standard GB9113.1-2000 PN2.5MPa						
名称 Name	DN	ΦD	b	ΦK	Φd	n-Φd1
进口法兰 Inlet flange	100	235	24	190	156	8-Φ22
出口法兰 Outlet flange	80	200	24	160	132	8-Φ18
执行标准 Adopted standard ANSI B16.5 CLASS 150Lb RF						
进口法兰 Inlet flange	100	228.6	23.8	190.5	157.2	8-Φ19
出口法兰 Outlet flange	80	190.5	23.8	152.4	127	4-Φ19

机座号 Foundation No.	尺寸 Dimension (mm)										近似重量 Approximate weight (kg)				
	L	L1	L2	L3	B	B1	H	i	h	K	泵 Pump	电机 Motor	底座 Found-ation	其它 Other	总重 Total weight
180M/L	1600	1060	530	270	530	490	430	105	80		240	270	120	20	
200L												300	120	20	
225S/M												440	120	20	
250M	1800	1200	600	300	720	670	450		100			510	120	20	
280S/M												800	170	20	
315S/M	2240	1600	800	320	780	730	570		140			1000	350	20	
315L							600	165	200			1300	350	20	
355S/M/L					920	860	700	150				1840	400	20	
400S	2500	1800	900	350	970	920		105				2450	450	20	

外形及安装尺寸图 External form and installation dimension drawing

SLZA80-4450型泵 Type pump

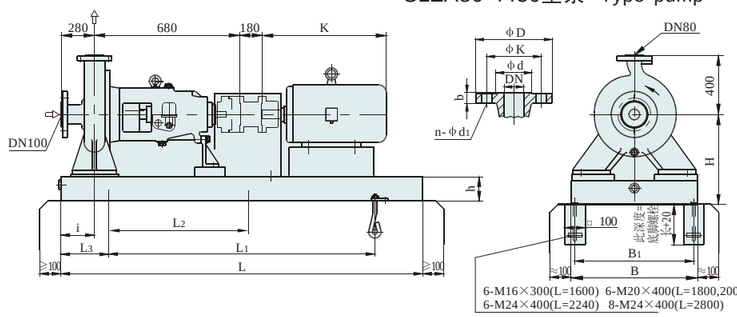

法兰尺寸 Flange dimension						
执行标准 Adopted standard GB9113.1-2000 PN2.5MPa						
名称 Name	DN	ΦD	b	ΦK	Φd	n-Φd1
进口法兰 Inlet flange	100	235	24	190	156	8-Φ22
出口法兰 Outlet flange	80	200	24	160	132	8-Φ18
执行标准 Adopted standard ANSI B16.5 CLASS 150Lb RF						
进口法兰 Inlet flange	100	228.6	23.8	190.5	157.2	8-Φ19
出口法兰 Outlet flange	80	190.5	23.8	152.4	127	4-Φ19

机座号 Foundation No.	尺寸 Dimension (mm)										近似重量 Approximate weight (kg)				
	L	L1	L2	L3	B	B1	H	i	h	K	泵 Pump	电机 Motor	底座 Found-ation	其它 Other	总重 Total weight
160M/L	1600	1140	570	230	720	670	570	105	180		257	170	230	20	
180M/L	1800	1200	600	300	720	670		125	100			270	200	20	
200L												300	200	20	
225S/M												440	200	20	
250M	2000	1400	700									510	200	20	
280S/M												800	230	20	
315S/M/L	2240	1600	800	320	780	730	640	240	200			1000	700	20	
355S/M/L	2800	2100	700	350	970	920		125				1840	750	20	
400S/M					1090	1020	700					2600	800	20	

SLZA100-2160型泵 Type pump

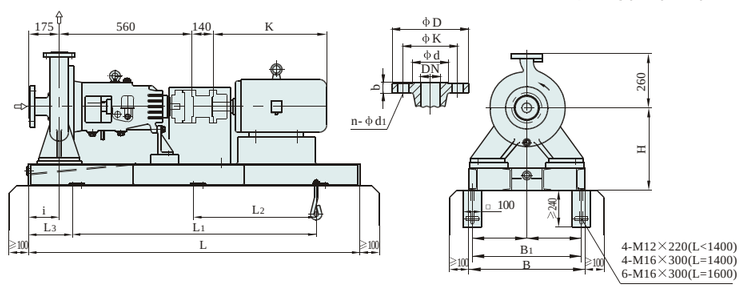

法兰尺寸 Flange dimension						
执行标准 Adopted standard GB9113.1-2000 PN2.5MPa						
名称 Name	DN	ΦD	b	ΦK	Φd	n-Φd1
进口法兰 Inlet flange	100	235	24	190	156	8-Φ22
出口法兰 Outlet flange	100	235	24	190	156	8-Φ22
执行标准 Adopted standard ANSI B16.5 CLASS 150Lb RF						
进口法兰 Inlet flange	100	228.6	23.9	190.5	157.2	8-Φ19.1
出口法兰 Outlet flange	100	228.6	23.9	190.5	157.2	8-Φ19.1

机座号 Foundation No.	尺寸 Dimension (mm)										近似重量 Approximate weight (kg)				
	L	L1	L2	L3	B	B1	H	h	i	K	泵 Pump	电机 Motor	底座 Found-ation	其它 Other	总重 Total weight
90S/L	1120	740		190	440	400	300	65	90		103	31/37	70	20	
100L												45	70	20	
112M												53	70	20	
132S/M	1250	840		205								84/101	70	20	
160M/L	1400	940		230			365	80				150/170	90	20	
180M/L												225/270	90	20	
200L	1600	1060	530	270	530	490						300	110	20	
225S/M												390/110	110	20	

外形及安装尺寸图 External form and installation dimension drawing

SLZA100-2200型泵 Type pump

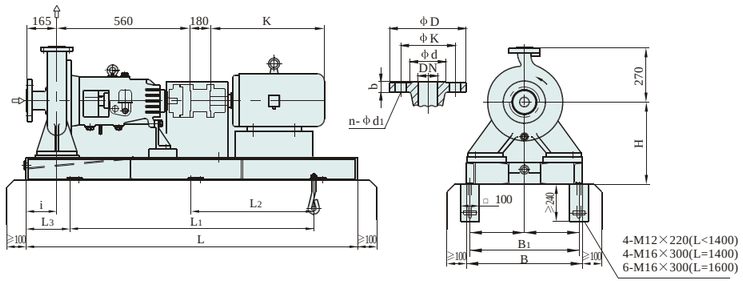

法兰尺寸 Flange dimension						
执行标准 Adopted standard GB9113.1-2000 PN2.5MPa						
名称 Name	DN	ΦD	b	ΦK	Φd	n-Φd1
进口法兰 Inlet flange	100	235	24	190	156	8-Φ22
出口法兰 Outlet flange	100	235	24	190	156	8-Φ22
执行标准 Adopted standard ANSI B16.5 CLASS 150Lb RF						
进口法兰 Inlet flange	100	228.6	23.9	190.5	157.2	8-Φ19.1
出口法兰 Outlet flange	100	228.6	23.9	190.5	157.2	8-Φ19.1

机座号 Foundation No.	尺寸 Dimension (mm)										近似重量 Approximate weight (kg)				
	L	L1	L2	L3	B	B1	H	h	i	K	泵 Pump	电机 Motor	底座 Found-ation	其它 Other	总重 Total weight
100L	1250	840		205	440	400	350	65	90		113	45	80	20	
112M												53	80	20	
132S/M												84/101	80	20	
160M/L	1400	940		230			365	80				150/170	90/100	20	
180M	1600	1060	530	270	530	490		40				225	120	20	
200L								80				300	120	20	
225M												440	100	20	
250M					600	550	450	100				510	150	20	
280S/M	1800	1200	600	300	720	670						650/800	170	20	

SLZA100-2250型泵 Type pump

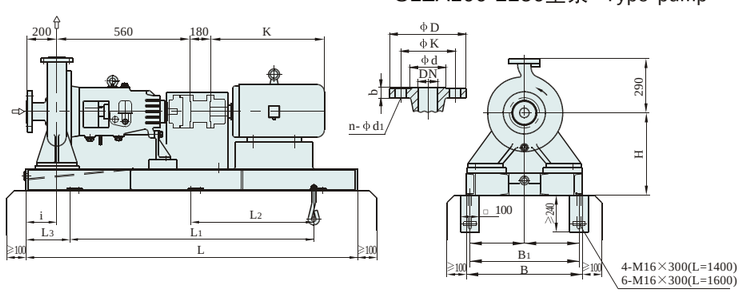

法兰尺寸 Flange dimension						
执行标准 Adopted standard GB9113.1-2000 PN2.5MPa						
名称 Name	DN	ΦD	b	ΦK	Φd	n-Φd1
进口法兰 Inlet flange	150	300	28	250	211	8-Φ26
出口法兰 Outlet flange	100	235	24	190	156	8-Φ22
执行标准 Adopted standard ANSI B16.5 CLASS 150Lb RF						
进口法兰 Inlet flange	150	279.4	25.4	241.3	215.9	8-Φ22.4
出口法兰 Outlet flange	100	228.6	23.9	190.5	157.2	8-Φ19.1

机座号 Foundation No.	尺寸 Dimension (mm)										近似重量 Approximate weight (kg)				
	L	L1	L2	L3	B	B1	H	h	i	K	泵 Pump	电机 Motor	底座 Found-ation	其它 Other	总重 Total weight
112M	1400	940		230	530	490	365	80	105		132	53	95	20	
132S/M												84/101	95	20	
160M/L												150/170	95	20	
180M/L	1600	1060	530	270								225/270	110	20	
200L												300	110	20	
225S/M												390/440	110	20	
250M					600	550	450	100				510	150	20	
280S/M	1800	1200	600	300	720	670						650/800	165	20	

外形及安装尺寸图 External form and installation dimension drawing

SLZA100-2315型泵 Type pump

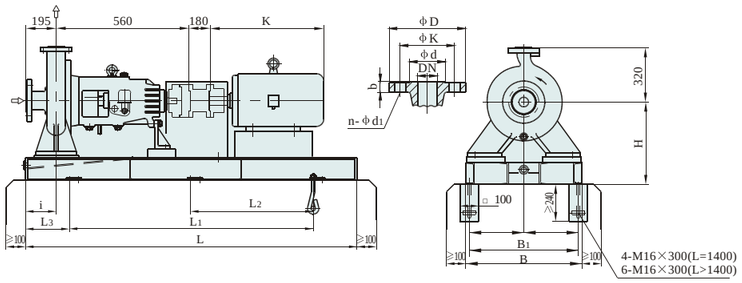

法兰尺寸 Flange dimension						
执行标准 Adopted standard GB9113.1-2000 PN2.5MPa						
名称 Name	DN	ΦD	b	ΦK	Φd	n-Φd1
进口法兰 Inlet flange	150	300	28	250	211	8-Φ26
出口法兰 Outlet flange	100	235	24	190	156	8-Φ22
执行标准 Adopted standard ANSI B16.5 CLASS 150Lb RF						
进口法兰 Inlet flange	150	279.4	25.4	241.3	215.9	8-Φ22.4
出口法兰 Outlet flange	100	228.6	23.9	190.5	157.2	8-Φ19.1

机座号 Foundation No.	尺寸 Dimension (mm)										近似重量 Approximate weight (kg)				
	L	L1	L2	L3	B	B1	H	h	i	K	泵 Pump	电机 Motor	底座 Found-ation	其它 Other	总重 Total weight
132S/M	1400	940		230	530	490	365	80	105		173	84/101	90	20	
160M/L												150/170	90	20	
180M/L	1600	1060	530	270								225/270	90	20	
200L												300	95	20	
225S/M												390/440	95	20	
250M					600	550	450	100				510	170	20	
280S/M	1800	1200	600	300	720	670						650/800	170	20	

SLZA100-3315型泵 Type pump

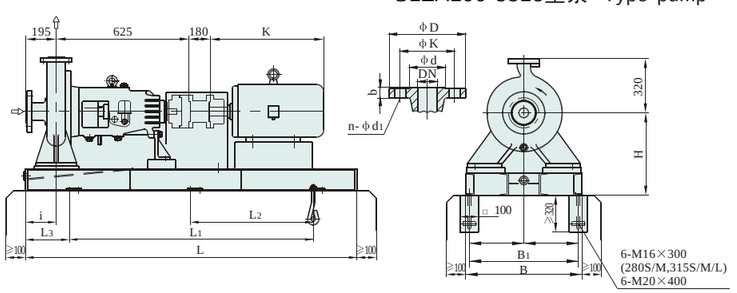

法兰尺寸 Flange dimension						
执行标准 Adopted standard GB9113.1-2000 PN2.5MPa						
名称 Name	DN	ΦD	b	ΦK	Φd	n-Φd1
进口法兰 Inlet flange	150	300	28	250	211	8-Φ26
出口法兰 Outlet flange	100	235	24	190	156	8-Φ22
执行标准 Adopted standard ANSI B16.5 CLASS 150Lb RF						
进口法兰 Inlet flange	150	279.4	25.4	241.3	215.9	8-Φ22.4
出口法兰 Outlet flange	100	228.6	23.9	190.5	157.2	8-Φ19.1

机座号 Foundation No.	尺寸 Dimension (mm)										近似重量 Approximate weight (kg)				
	L	L1	L2	L3	B	B1	H	h	i	K	泵 Pump	电机 Motor	底座 Found-ation	其它 Other	总重 Total weight
180M/L	1600	1060	530	270	530	490	430	80	105		193	225/270	130	20	
200L												300	130	20	
225S/M												390/440	130	20	
250M	1800	1200	600	300	720	670	450	140	175			510	200	20	
280S/M								100	105			650/800	180	20	
315S/M/L	2000	1400	700				530					950/1000 /1300	250	20	
355S/M/L	2350	1750	875		850	810	597	200	230			1690/1840 /2100	400	20	

外形及安装尺寸图 External form and installation dimension drawing

SLZA100-3400型泵 Type pump

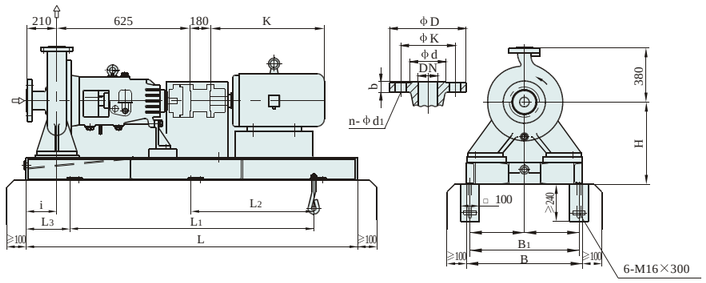

法兰尺寸 Flange dimension						
执行标准 Adopted standard GB9113.1-2000 PN2.5MPa						
名称 Name	DN	ΦD	b	ΦK	Φd	n-Φd1
进口法兰 Inlet flange	150	300	28	250	211	8-Φ26
出口法兰 Outlet flange	100	235	24	190	156	8-Φ22
执行标准 Adopted standard ANSI B16.5 CLASS 150Lb RF						
进口法兰 Inlet flange	150	279.4	25.4	241.3	215.9	8-Φ22.4
出口法兰 Outlet flange	100	228.6	23.9	190.5	157.2	8-Φ19.1

机座号 Foundation No.	尺寸 Dimension (mm)										近似重量 Approximate weight (kg)				
	L	L1	L2	L3	B	B1	H	h	i	K	泵 Pump	电机 Motor	底座 Found-ation	其它 Other	总重 Total weight
160M/L	1600	1060	530	270	600	550	450	100	125		265	150/170	150	20	
180M/L												225/270	150	20	
200L												300	150	20	
225S/M												390/440	150	20	
250M	1800	1200	600	300	720	670						510	180	20	
280S/M												650/800	180	20	
315S/M/L	2000	1400	700				530					950/1000 /1300	300	20	

SLZA100-4400型泵 Type pump

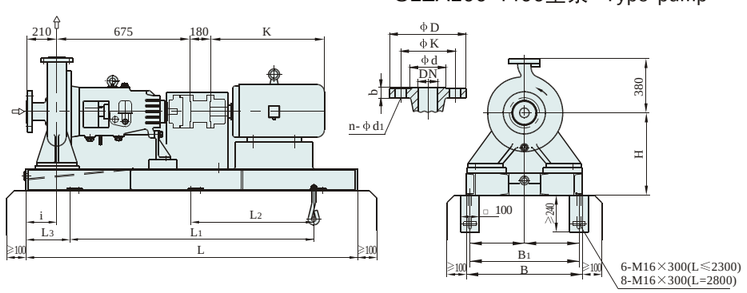

法兰尺寸 Flange dimension						
执行标准 Adopted standard GB9113.1-2000 PN2.5MPa						
名称 Name	DN	ΦD	b	ΦK	Φd	n-Φd1
进口法兰 Inlet flange	150	300	28	250	211	8-Φ26
出口法兰 Outlet flange	100	235	24	190	156	8-Φ22
执行标准 Adopted standard ANSI B16.5 CLASS 150Lb RF						
进口法兰 Inlet flange	150	279.4	25.4	241.3	215.9	8-Φ22.4
出口法兰 Outlet flange	100	228.6	23.9	190.5	157.2	8-Φ19.1

机座号 Foundation No.	尺寸 Dimension (mm)										近似重量 Approximate weight (kg)				
	L	L1	L2	L3	B	B1	H	h	i	K	泵 Pump	电机 Motor	底座 Found-ation	其它 Other	总重 Total weight
225S/M	1800	1200	600	300	720	670	450	100	125		295	390/440	170	20	
250M												510	170	20	
280S/M	2000	1400	700				530					650/800	220	20	
315S/M	2240	1600	800	320	780	730	570	140				950/1000	300	20	
315L	2300			350	1050	1000	680	200				1300	300	20	
355S	2800	2280	760	260	1100	1030	700	200	175			1690	500	20	
355M															
355L												1840/2100	500	20	
400S/M							750					2450/2600	500	20	

外形及安装尺寸图 External form and installation dimension drawing

SLZA100-4450型泵 Type pump

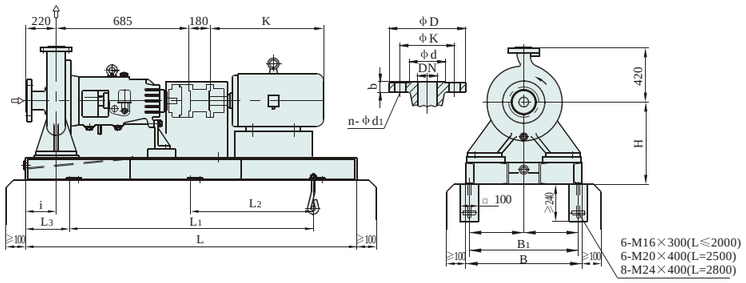

法兰尺寸 Flange dimension						
执行标准 Adopted standard GB9113.1-2000 PN2.5MPa						
名称 Name	DN	ΦD	b	ΦK	Φd	n-Φd1
进口法兰 Inlet flange	150	300	28	250	211	8-Φ26
出口法兰 Outlet flange	100	235	24	190	156	8-Φ22
执行标准 Adopted standard ANSI B16.5 CLASS 150Lb RF						
进口法兰 Inlet flange	150	279.4	25.4	241.3	215.9	8-Φ22.4
出口法兰 Outlet flange	100	228.6	23.9	190.5	157.2	8-Φ19.1

机座号 Foundation No.	尺寸 Dimension (mm)										近似重量 Approximate weight (kg)				
	L	L1	L2	L3	B	B1	H	h	i	K	泵 Pump	电机 Motor	底座 Found-ation	其它 Other	总重 Total weight
180M/L	1800	1200	600	300	720	670	570	140	125		308	225/270	205/230	20	
200L												300	230	20	
225S/M												390/440	230	20	
250M	2000	1400	700									510	240	20	
280S/M												650/800	245	20	
315M/L	2500	1800	900	350	780	730	640	200				950/1000 /1300	400	20	
355M/L	2800	2100	700		970	920	700					1690/1840 /2100	500	20	
400S/M												2450/ 2600	500	20	

SLZA100-3500型泵 Type pump

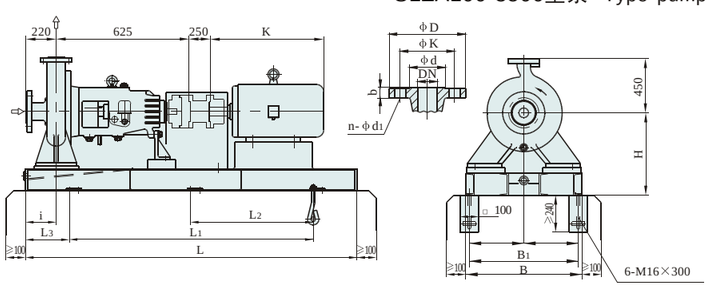

法兰尺寸 Flange dimension						
执行标准 Adopted standard GB9113.1-2000 PN2.5MPa						
名称 Name	DN	ΦD	b	ΦK	Φd	n-Φd1
进口法兰 Inlet flange	150	300	28	250	211	8-Φ26
出口法兰 Outlet flange	100	235	24	190	156	8-Φ22
执行标准 Adopted standard ANSI B16.5 CLASS 150Lb RF						
进口法兰 Inlet flange	150	279.4	25.4	241.3	215.9	8-Φ22.4
出口法兰 Outlet flange	100	228.6	23.9	190.5	157.2	8-Φ19.1

机座号 Foundation No.	尺寸 Dimension (mm)										近似重量 Approximate weight (kg)				
	L	L1	L2	L3	B	B1	H	h	i	K	泵 Pump	电机 Motor	底座 Found-ation	其它 Other	总重 Total weight
160M/L	1600	1060	530	270	600	550	530	100	125		3221	150/170	16	20	
180M/L												225/270	160	20	
200L	1800	1200	600	300	720	670						300	180	20	
225S/M												390/440	180	20	
250M												510	190	20	
280S/M	2000	1400	700									650/800	195	20	
315S/M/L												950/1000	280	20	

外形及安装尺寸图 External form and installation dimension drawing

SLZA150-2200型泵 Type pump

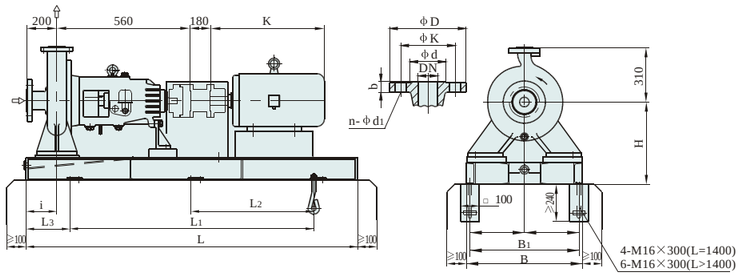

法兰尺寸 Flange dimension						
执行标准 Adopted standard GB9113.1-2000 PN2.5MPa						
名称 Name	DN	ΦD	b	ΦK	Φd	n-Φd1
进口法兰 Inlet flange	150	300	28	250	211	8-Φ26
出口法兰 Outlet flange	150	300	28	250	211	8-Φ26
执行标准 Adopted standard ANSI B16.5 CLASS 150Lb RF						
进口法兰 Inlet flange	150	279.4	25.4	241.3	215.9	8-Φ22.4
出口法兰 Outlet flange	150	279.4	25.4	241.3	215.9	8-Φ22.4

机座号 Foundation No.	尺寸 Dimension (mm)										近似重量 Approximate weight (kg)				
	L	L1	L2	L3	B	B1	H	h	i	K	泵 Pump	电机 Motor	底座 Found-ation	其它 Other	总重 Total weight
100L	1400	940		230	530	490	365	80	105		140	45	100	20	
112M												53	100	20	
132S/M												84/101	100	20	
160M/L												150/170	100	20	
180M/L	1600	1060	530	270								225/270	110	20	
200L												300	110	20	
225S/M												390/440	110	20	
250M					600	550	450	100				510	160	20	
280S/M	1800	1200	600	300	720	670						650/800	180	20	
315S/M/L							530					950/1000 /1300	250	20	

SLZA150-2250型泵 Type pump

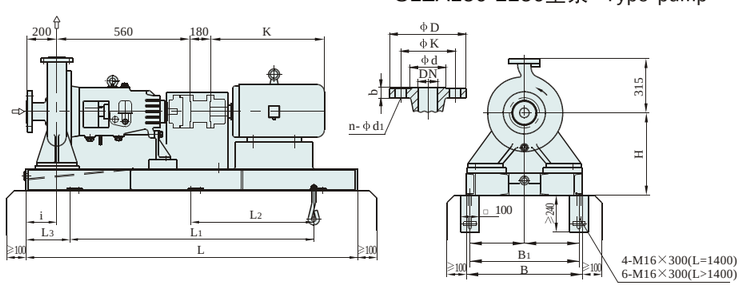

法兰尺寸 Flange dimension						
执行标准 Adopted standard GB9113.1-2000 PN2.5MPa						
名称 Name	DN	ΦD	b	ΦK	Φd	n-Φd1
进口法兰 Inlet flange	150	300	28	250	211	8-Φ26
出口法兰 Outlet flange	150	300	28	250	211	8-Φ26
执行标准 Adopted standard ANSI B16.5 CLASS 150Lb RF						
进口法兰 Inlet flange	150	279.4	25.4	241.3	215.9	8-Φ22.4
出口法兰 Outlet flange	150	279.4	25.4	241.3	215.9	8-Φ22.4

机座号 Foundation No.	尺寸 Dimension (mm)										近似重量 Approximate weight (kg)				
	L	L1	L2	L3	B	B1	H	h	i	K	泵 Pump	电机 Motor	底座 Found-ation	其它 Other	总重 Total weight
132S/M	1400	940		230	530	490	430	80	105		171	84/101	110	20	
160M/L												150/170	120	20	
180M/L	1600	1060	530	270								225/270	120	20	
200L												300	120	20	
225S/M					600	550	450	100				390/440	150	20	
250M	1800	1200	600	300	720	670						510	170	20	
280S/M												650/800	180	20	

外形及安装尺寸图 External form and installation dimension drawing

SLZA150-3250型泵 Type pump

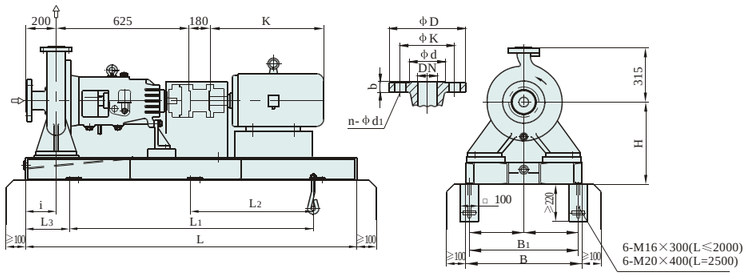

法兰尺寸 Flange dimension						
执行标准 Adopted standard GB9113.1-2000 PN2.5MPa						
名称 Name	DN	ΦD	b	ΦK	Φd	n-Φd1
进口法兰 Inlet flange	150	300	28	250	211	8-Φ26
出口法兰 Outlet flange	150	300	28	250	211	8-Φ26
执行标准 Adopted standard ANSI B16.5 CLASS 150Lb RF						
进口法兰 Inlet flange	150	279.4	25.4	241.3	215.9	8-Φ22.4
出口法兰 Outlet flange	150	279.4	25.4	241.3	215.9	8-Φ22.4

机座号 Foundation No.	尺寸 Dimension (mm)										近似重量 Approximate weight (kg)				
	L	L1	L2	L3	B	B1	H	h	i	K	泵 Pump	电机 Motor	底座 Found-ation	其它 Other	总重 Total weight
200L	1600	1060	530	270	600	550	450	100	105		193	300	150	20	
225S/M												390/440	150	20	
250M	1800	1200	600	300	720	670						510	180	20	
280S/M								140				650/800	225	20	
315S/M	2000	1400	700				530					950/1000	330	20	
315L	2500	1800	900	350								1300	400	20	
355S/M/L					970	920	640	200				1690/1840 /2100	400	20	

SLZA150-3315型泵 Type pump

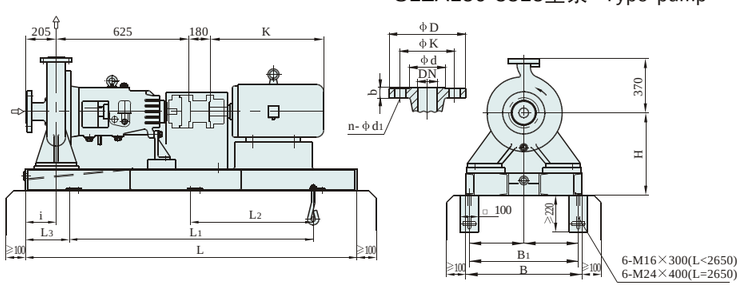

法兰尺寸 Flange dimension						
执行标准 Adopted standard GB9113.1-2000 PN2.5MPa						
名称 Name	DN	ΦD	b	ΦK	Φd	n-Φd1
进口法兰 Inlet flange	150	300	28	250	211	8-Φ26
出口法兰 Outlet flange	150	300	28	250	211	8-Φ26
执行标准 Adopted standard ANSI B16.5 CLASS 150Lb RF						
进口法兰 Inlet flange	150	279.4	25.4	241.3	215.9	8-Φ22.4
出口法兰 Outlet flange	150	279.4	25.4	241.3	215.9	8-Φ22.4

机座号 Foundation No.	尺寸 Dimension (mm)										近似重量 Approximate weight (kg)				
	L	L1	L2	L3	B	B1	H	h	i	K	泵 Pump	电机 Motor	底座 Found-ation	其它 Other	总重 Total weight
160M/L	1600	1060	530	270	600	550	450	100	125		216	150/170	150	20	
180M/L												225/270	150	20	
200L												300	150	20	
225S/M												390/440	150	20	
250M	1800	1200	600	300	720	670						510	180	20	
280S/M												650/800	180	20	
315S/M/L	2240	1600	800	320	780	730	570	140				950/1000 /1300	300	20	
355S/M/L	2650	1950	975	350	1090	1020	750	200				1630/1840 /2100	450	20	
400S												2450	450	20	
400M												2600	450	20	

外形及安装尺寸图 External form and installation dimension drawing

SLZA150-3400型泵 Type pump

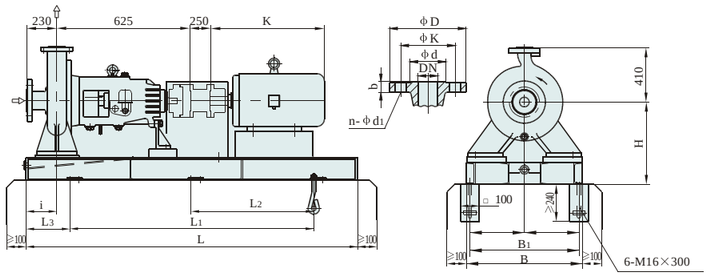

法兰尺寸 Flange dimension						
执行标准 Adopted standard GB9113.1-2000 PN2.5MPa						
名称 Name	DN	ΦD	b	ΦK	Φd	n-Φd1
进口法兰 Inlet flange	150	300	28	250	211	8-Φ26
出口法兰 Outlet flange	150	300	28	250	211	8-Φ26
执行标准 Adopted standard ANSI B16.5 CLASS 150Lb RF						
进口法兰 Inlet flange	150	279.4	25.4	241.3	215.9	8-Φ22.4
出口法兰 Outlet flange	150	279.4	25.4	241.3	215.9	8-Φ22.4

机座号 Foundation No.	尺寸 Dimension (mm)										近似重量 Approximate weight (kg)				
	L	L1	L2	L3	B	B1	H	h	i	K	泵 Pump	电机 Motor	底座 Found-ation	其它 Other	总重 Total weight
180M/L	1600	1060	530	270	600	550	530	100	125		285	225/270	155	20	
200L	1800	1200	600	300	720	670						300	190	20	
225S/M												390/440	190	20	
250M												510	195	20	
280S/M	2000	1400	700									650/800	210	20	
315S/M												950/1000	300	20	

SLZA150-3500型泵 Type pump

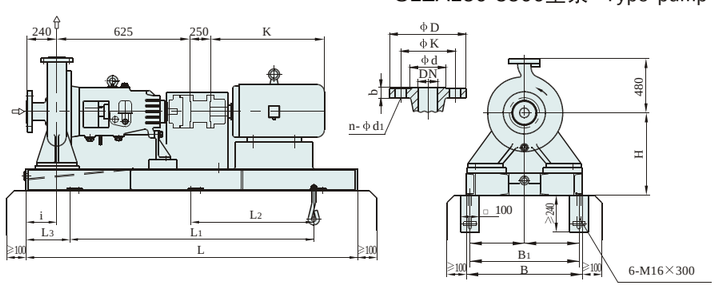

法兰尺寸 Flange dimension						
执行标准 Adopted standard GB9113.1-2000 PN2.5MPa						
名称 Name	DN	ΦD	b	ΦK	Φd	n-Φd1
进口法兰 Inlet flange	150	300	28	250	211	8-Φ26
出口法兰 Outlet flange	150	300	28	250	211	8-Φ26
执行标准 Adopted standard ANSI B16.5 CLASS 150Lb RF						
进口法兰 Inlet flange	150	279.4	25.4	241.3	215.9	8-Φ22.4
出口法兰 Outlet flange	150	279.4	25.4	241.3	215.9	8-Φ22.4

机座号 Foundation No.	尺寸 Dimension (mm)										近似重量 Approximate weight (kg)				
	L	L1	L2	L3	B	B1	H	h	i	K	泵 Pump	电机 Motor	底座 Found-ation	其它 Other	总重 Total weight
180M/L	1600	1060	530	270	600	550	600	100	125		246	225/270	200	20	
200L	1800	1200	600	300	720	670						300	200	20	
225S/M												390/440	200	20	
250M												510	200	20	
280S/M	2000	1400	700									650/800	230	20	
315S/M/L	2240	1600	800	320	780	730	640	140				950/1000 /1300	350	20	

外形及安装尺寸图 External form and installation dimension drawing

SLZA150-4400型泵 Type pump

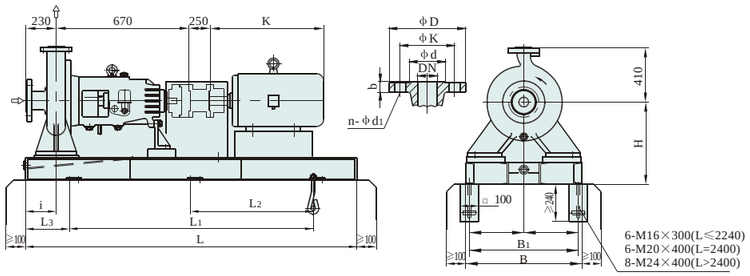

法兰尺寸 Flange dimension						
执行标准 Adopted standard GB9113.1-2000 PN2.5MPa						
名称 Name	DN	ΦD	b	ΦK	Φd	n-Φd1
进口法兰 Inlet flange	150	300	28	250	211	8-Φ26
出口法兰 Outlet flange	150	300	28	250	211	8-Φ26
执行标准 Adopted standard ANSI B16.5 CLASS 150Lb RF						
进口法兰 Inlet flange	150	279.4	25.4	241.3	215.9	8-Φ22.4
出口法兰 Outlet flange	150	279.4	25.4	241.3	215.9	8-Φ22.4

机座号 Foundation No.	尺寸 Dimension (mm)										近似重量 Approximate weight (kg)				
	L	L1	L2	L3	B	B1	H	h	i	K	泵 Pump	电机 Motor	底座 Found-ation	其它 Other	总重 Total weight
250M	1800	1200	600	300	720	670	530	100	125		316	510	200	20	
280S/M	2000	1400	700									650/800	220	20	
315S/M	2240	1600	800	320	780	730	570	140				950/1000	400	20	
315L	2400	1700	850	350	970	920			175			1300	500	20	
355S/M	2800	2100	700	350			640	200	125						
355L												1690/1840	600	20	
400S/M	3150	2430	810	360	1090	1020	750					2100	600	20	
450S												2450/2600	750	20	
450M												3000	750	20	

SLZA150-4560型泵 Type pump

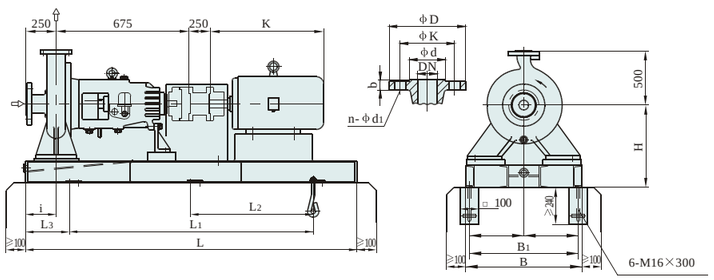

法兰尺寸 Flange dimension						
执行标准 Adopted standard GB9113.1-2000 PN2.5MPa						
名称 Name	DN	ΦD	b	ΦK	Φd	n-Φd1
进口法兰 Inlet flange	150	300	28	250	211	8-Φ26
出口法兰 Outlet flange	150	300	28	250	211	8-Φ26
执行标准 Adopted standard ANSI B16.5 CLASS 150Lb RF						
进口法兰 Inlet flange	150	279.4	25.4	241.3	215.9	8-Φ22.4
出口法兰 Outlet flange	150	279.4	25.4	241.3	215.9	8-Φ22.4

机座号 Foundation No.	尺寸 Dimension (mm)										近似重量 Approximate weight (kg)				
	L	L1	L2	L3	B	B1	H	h	i	K	泵 Pump	电机 Motor	底座 Found-ation	其它 Other	总重 Total weight
225S/M	1800	1200	600	300	720	670	600	100	155		473	390/440	210	20	
250M	2000	1400	700									510	250	20	
280S/M												650/800	270	20	
315S/M/L	2240	1600	800	320	780	730	640	140				950/1000 /1300	350	20	

外形及安装尺寸图 External form and installation dimension drawing

SLZA150-4630型泵 Type pump

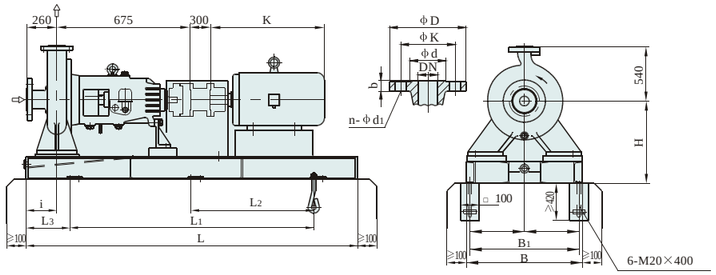

法兰尺寸 Flange dimension						
执行标准 Adopted standard GB9113.1-2000 PN2.5MPa						
名称 Name	DN	ΦD	b	ΦK	Φd	n-Φd1
进口法兰 Inlet flange	150	300	28	250	211	8-Φ26
出口法兰 Outlet flange	150	300	28	250	211	8-Φ26
执行标准 Adopted standard ANSI B16.5 CLASS 150Lb RF						
进口法兰 Inlet flange	150	279.4	25.4	241.3	215.9	8-Φ22.4
出口法兰 Outlet flange	150	279.4	25.4	241.3	215.9	8-Φ22.4

机座号 Foundation No.	尺寸 Dimension (mm)										近似重量 Approximate weight (kg)				
	L	L1	L2	L3	B	B1	H	h	i	K	泵 Pump	电机 Motor	底座 Found-ation	其它 Other	总重 Total weight
250M	2240	1600	800	320	970	720	700	200	260		587	510	500	20	
280S/M								140				650/800	500	20	
315S/M/L												950/1000 /1300	700	20	

SLZA150-5450型泵 Type pump

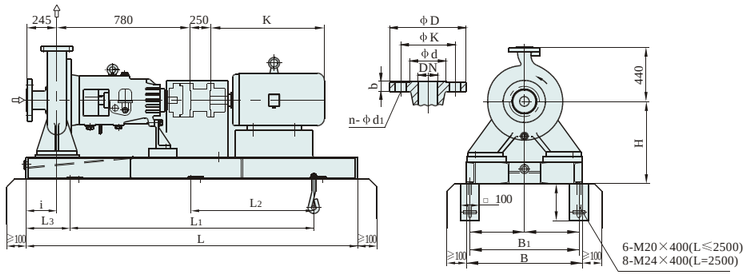

法兰尺寸 Flange dimension						
执行标准 Adopted standard GB9113.1-2000 PN2.5MPa						
名称 Name	DN	ΦD	b	ΦK	Φd	n-Φd1
进口法兰 Inlet flange	150	300	28	250	211	8-Φ26
出口法兰 Outlet flange	150	300	28	250	211	8-Φ26
执行标准 Adopted standard ANSI B16.5 CLASS 150Lb RF						
进口法兰 Inlet flange	150	279.4	25.4	241.3	215.9	8-Φ22.4
出口法兰 Outlet flange	150	279.4	25.4	241.3	215.9	8-Φ22.4

机座号 Foundation No.	尺寸 Dimension (mm)										近似重量 Approximate weight (kg)				
	L	L1	L2	L3	B	B1	H	h	i	K	泵 Pump	电机 Motor	底座 Found-ation	其它 Other	总重 Total weight
225S/M	2240	1600	800	320	780	730	570	140	125		328	390/440	270	20	
250M												510	285	20	
280S/M												650/800	275	20	
315S/M/L	2500	1800	900	350								950/1000 /1300	350	20	
355S/M/L	2800	2100	700	350	970	920	640	200				1690/1840 /2100	400	20	
400S/M	3150	2430	810	360	1090	1020	750					2450/2600	500	20	
450S												3000	500	20	
450M												3300	500	20	

外形及安装尺寸图 External form and installation dimension drawing

SLZA200-3250型泵 Type pump

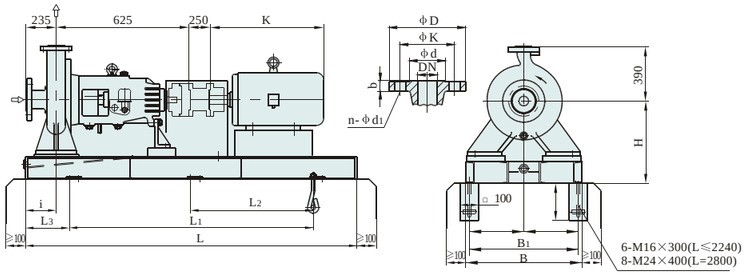

法兰尺寸 Flange dimension						
执行标准 Adopted standard GB9113.1-2000 PN2.5MPa						
名称 Name	DN	ΦD	b	ΦK	Φd	n-Φd1
进口法兰 Inlet flange	200	360	30	310	274	12-Φ26
出口法兰 Outlet flange	200	360	30	310	274	12-Φ26
执行标准 Adopted standard ANSI B16.5 CLASS 150Lb RF						
进口法兰 Inlet flange	200	342.9	28.4	298.5	269.7	8-Φ22.4
出口法兰 Outlet flange	200	342.9	28.4	298.5	269.7	8-Φ22.4

机座号 Foundation No.	尺寸 Dimension (mm)										近似重量 Approximate weight (kg)				
	L	L1	L2	L3	B	B1	H	h	i	K	泵 Pump	电机 Motor	底座 Found-ation	其它 Other	总重 Total weight
160M/L	1600	1060	530	270	600	550	450	100	125		218	150/170	150	20	
180M/L												225/270	150	20	
200L	1800	1200	600	300	720	670						300	170	20	
225S/M												390/440	170	20	
250M												510	170	20	
280S/M	2000	1400	700				530					650/800	230	20	
315S/M/L	2240	1600	800	320	780	730	570	140				950/1000 /1300	350	20	
355S/M/L	2800	2100	700	350	970	920	640	200				1690/1840 /2100	450	20	

SLZA200-3315型泵 Type pump

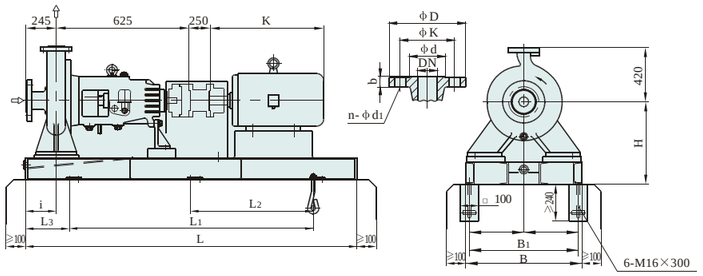

法兰尺寸 Flange dimension						
执行标准 Adopted standard GB9113.1-2000 PN2.5MPa						
名称 Name	DN	ΦD	b	ΦK	Φd	n-Φd1
进口法兰 Inlet flange	200	360	30	310	274	12-Φ26
出口法兰 Outlet flange	200	360	30	310	274	12-Φ26
执行标准 Adopted standard ANSI B16.5 CLASS 150Lb RF						
进口法兰 Inlet flange	200	342.9	28.4	298.5	269.7	8-Φ22.4
出口法兰 Outlet flange	200	342.9	28.4	298.5	269.7	8-Φ22.4

机座号 Foundation No.	尺寸 Dimension (mm)										近似重量 Approximate weight (kg)				
	L	L1	L2	L3	B	B1	H	h	i	K	泵 Pump	电机 Motor	底座 Found-ation	其它 Other	总重 Total weight
160M/L	1600	1060	530	270	600	550	530	100	125		261	150/170	180	20	
180M/L												225/270	180	20	
200L	1800	1200	600	300	720	670						300	190	20	
225S/M												390/440	190	20	
250M												510	220	20	
280S/M	2000	1400	700									650/800	240	20	
315S/M/L												950/1000 /1300	350	20	

外形及安装尺寸图 External form and installation dimension drawing

SLZA200-3400型泵 Type pump

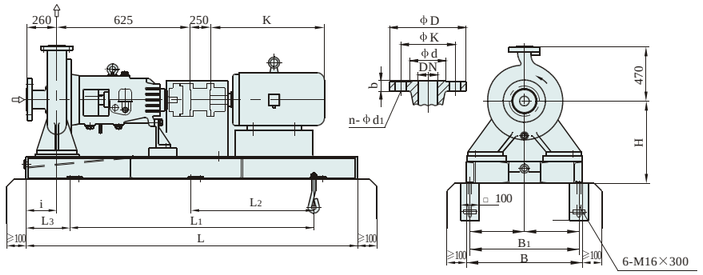

法兰尺寸 Flange dimension						
执行标准 Adopted standard GB9113.1-2000 PN2.5MPa						
名称 Name	DN	ΦD	b	ΦK	Φd	n-Φd1
进口法兰 Inlet flange	200	360	30	310	274	12-Φ26
出口法兰 Outlet flange	200	360	30	310	274	12-Φ26
执行标准 Adopted standard ANSI B16.5 CLASS 150Lb RF						
进口法兰 Inlet flange	200	342.9	28.4	298.5	269.7	8-Φ22.4
出口法兰 Outlet flange	200	342.9	28.4	298.5	269.7	8-Φ22.4

机座号 Foundation No.	尺寸 Dimension (mm)										近似重量 Approximate weight (kg)				
	L	L1	L2	L3	B	B1	H	h	i	K	泵 Pump	电机 Motor	底座 Foundation	其它 Other	总重 Total weight
200L	1800	1200	600	300	720	670	530	100	125		287	300	220	20	
225S/M												390/440	220	20	
250M												510	230	20	
280S/M	2000	1400	700									650/800	240	20	
315S/M/L	2240	1600	800	320	780	730	570	140				950/1000/1300	350	20	

SLZA200-4315型泵 Type pump

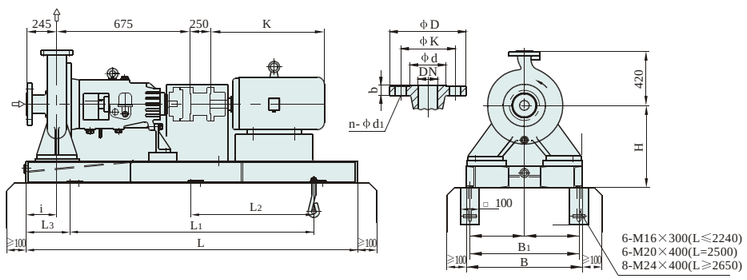

法兰尺寸 Flange dimension						
执行标准 Adopted standard GB9113.1-2000 PN2.5MPa						
名称 Name	DN	ΦD	b	ΦK	Φd	n-Φd1
进口法兰 Inlet flange	200	360	30	310	274	12-Φ26
出口法兰 Outlet flange	200	360	30	310	274	12-Φ26
执行标准 Adopted standard ANSI B16.5 CLASS 150Lb RF						
进口法兰 Inlet flange	200	342.9	28.4	298.5	269.7	8-Φ22.4
出口法兰 Outlet flange	200	342.9	28.4	298.5	269.7	8-Φ22.4

机座号 Foundation No.	尺寸 Dimension (mm)										近似重量 Approximate weight (kg)				
	L	L1	L2	L3	B	B1	H	h	i	K	泵 Pump	电机 Motor	底座 Foundation	其它 Other	总重 Total weight
225S/M	1800	1200	600	300	720	670	530	100	125		287	390/440	230	20	
250M												510	230	20	
280S/M	2000	1400	700									650/800	230	20	
315S/M	2240	1600	800	320	780	730	570					950/1000	400	20	
315L	2500	1800	900	350				140				1300	500	20	
355S/M/L	2800	2100	700		970	920	750	180				1690/1840/2100	500	20	
400S/M		2250	750	275	1100	1040						2450/2600	700	20	
450S/M	3150	2430	810	360	1090	1020		200				3000	900	20	

外形及安装尺寸图 External form and installation dimension drawing

SLZA200-4500型泵 Type pump

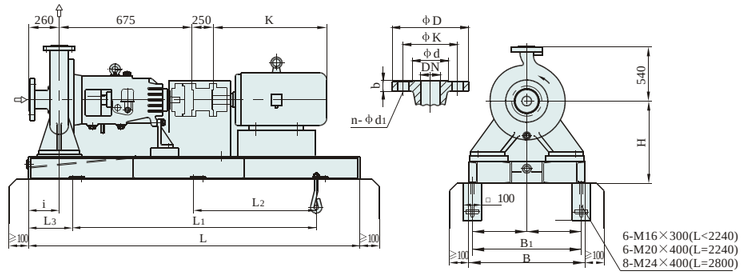

法兰尺寸 Flange dimension						
执行标准 Adopted standard GB9113.1-2000 PN2.5MPa						
名称 Name	DN	ΦD	b	ΦK	Φd	n-Φd1
进口法兰 Inlet flange	200	360	30	310	274	12-Φ26
出口法兰 Outlet flange	200	360	30	310	274	12-Φ26
执行标准 Adopted standard ANSI B16.5 CLASS 150Lb RF						
进口法兰 Inlet flange	200	342.9	28.4	298.5	269.7	8-Φ22.4
出口法兰 Outlet flange	200	342.9	28.4	298.5	269.7	8-Φ22.4

机座号 Foundation No.	尺寸 Dimension (mm)										近似重量 Approximate weight (kg)				
	L	L1	L2	L3	B	B1	H	h	i	K	泵 Pump	电机 Motor	底座 Foundation	其它 Other	总重 Total weight
225S/M	1800	1200	600	300	720	670	600	100	155		436	390/440	220	20	
250M	2000	1400	700									510	250	20	
280S/M												650/800	250	20	
315S/M/L	2240	1600	800	320	780	730	640	140				950/1000/1300	300	20	
355S/M/L	2800	2100	700	350	970	920	640	200				1690/1840/2100	400	20	
400S/M					1090	1020	700					2450/2600	400	20	

SLZA200-5400型泵 Type pump

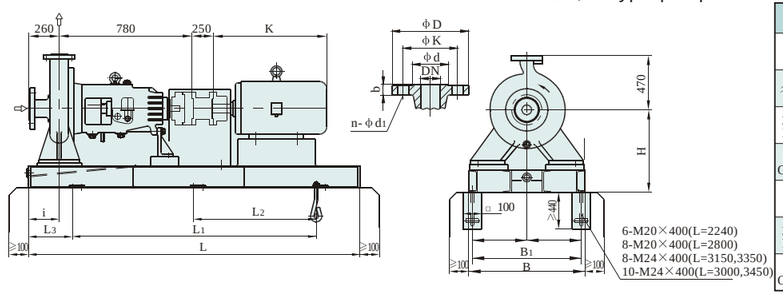

法兰尺寸 Flange dimension						
执行标准 Adopted standard GB9113.1-2000 PN2.5MPa						
名称 Name	DN	ΦD	b	ΦK	Φd	n-Φd1
进口法兰 Inlet flange	200	360	30	310	274	12-Φ26
出口法兰 Outlet flange	200	360	30	310	274	12-Φ26
执行标准 Adopted standard ANSI B16.5 CLASS 150Lb RF						
进口法兰 Inlet flange	200	342.9	28.4	298.5	269.7	8-Φ22.4
出口法兰 Outlet flange	200	342.9	28.4	298.5	269.7	8-Φ22.4

机座号 Foundation No.	尺寸 Dimension (mm)										近似重量 Approximate weight (kg)				
	L	L1	L2	L3	B	B1	H	h	i	K	泵 Pump	电机 Motor	底座 Foundation	其它 Other	总重 Total weight
250M	2240	1600	800	320	780	730	570	140	155		406	510	290	20	
280S/M												650/800	290	20	
315S/M/L												950/1000/1300	400	20	
355S/M/L	2800	2100	700	350	970	920	640	200				1690/1840/2100	600	20	
400S/M	3150	2430	810	360	1090	1020						2450/2600	800	20	
450S	3000	2400	600	300	970	920	660	180				3000	800	20	
450M	3350	2550	850	400			820	200				3300	800	20	
560S	3450	2760	690	345	1460	1390	845	220				4800	900	20	

外形及安装尺寸图 External form and installation dimension drawing

SLZA200-5560型泵 Type pump

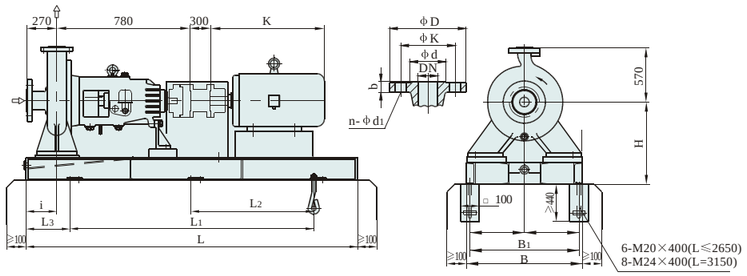

法兰尺寸 Flange dimension						
执行标准 Adopted standard GB9113.1-2000 PN2.5MPa						
名称 Name	DN	ΦD	b	ΦK	Φd	n-Φd1
进口法兰 Inlet flange	200	360	30	310	274	12-Φ26
出口法兰 Outlet flange	200	360	30	310	274	12-Φ26
执行标准 Adopted standard ANSI B16.5 CLASS 150Lb RF						
进口法兰 Inlet flange	200	342.9	28.4	298.5	269.7	8-Φ22.4
出口法兰 Outlet flange	200	342.9	28.4	298.5	269.7	8-Φ22.4

机座号 Foundation No.	尺寸 Dimension (mm)										近似重量 Approximate weight (kg)				
	L	L1	L2	L3	B	B1	H	h	i	K	泵 Pump	电机 Motor	底座 Foundation	其它 Other	总重 Total weight
250M	2240	1600	800	320	780	730	640	140	155		576	510	310	20	
280S/M												650/800	310	20	
315S/M/L												950/1000/1300	500	20	
355S/M/L	2650	1920	960	365	950	900		180				1690/1840/2100	700	20	
400S/M	3150	2430	810	360	1090	1020	700	200				2450/2600	1000	20	

SLZA200-5630型泵 Type pump

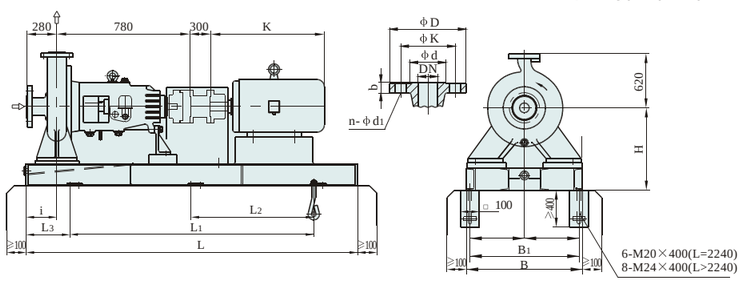

法兰尺寸 Flange dimension						
执行标准 Adopted standard GB9113.1-2000 PN2.5MPa						
名称 Name	DN	ΦD	b	ΦK	Φd	n-Φd1
进口法兰 Inlet flange	200	360	30	310	274	12-Φ26
出口法兰 Outlet flange	200	360	30	310	274	12-Φ26
执行标准 Adopted standard ANSI B16.5 CLASS 150Lb RF						
进口法兰 Inlet flange	200	342.9	28.4	298.5	269.7	8-Φ22.4
出口法兰 Outlet flange	200	342.9	28.4	298.5	269.7	8-Φ22.4

机座号 Foundation No.	尺寸 Dimension (mm)										近似重量 Approximate weight (kg)				
	L	L1	L2	L3	B	B1	H	h	i	K	泵 Pump	电机 Motor	底座 Foundation	其它 Other	总重 Total weight
250M	2240	1600	800	320	780	730	700	140	155		648	510	400	20	
280S/M												650/800	400	20	
315S/M												950/1000	500	20	
315L	2800	2100	700	350	1090	1020		200				1300	600	20	
355S/M/L												1690/1840/2100	600	20	
400S/M	3150	2430	810	360			770					2450/2600	750	20	
450S/M					1200	1130	750					3000/3300	750	20	

外形及安装尺寸图 External form and installation dimension drawing

SLZA200-6450型泵 Type pump

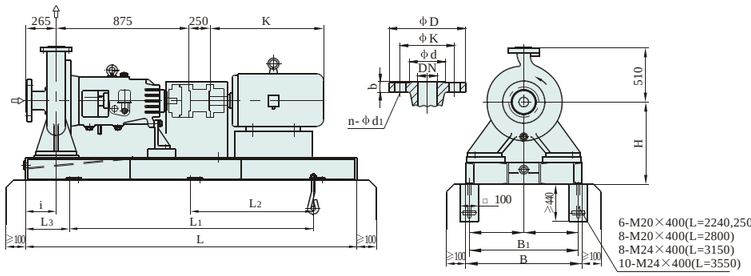

法兰尺寸 Flange dimension						
执行标准 Adopted standard GB9113.1-2000 PN2.5MPa						
名称 Name	DN	ΦD	b	ΦK	Φd	n-Φd1
进口法兰 Inlet flange	200	360	30	310	274	12-Φ26
出口法兰 Outlet flange	200	360	30	310	274	12-Φ26
执行标准 Adopted standard ANSI B16.5 CLASS 150Lb RF						
进口法兰 Inlet flange	200	342.9	28.4	298.5	269.7	8-Φ22.4
出口法兰 Outlet flange	200	342.9	28.4	298.5	269.7	8-Φ22.4

机座号 Foundation No.	尺寸 Dimension (mm)										近似重量 Approximate weight (kg)				
	L	L1	L2	L3	B	B1	H	h	i	K	泵 Pump	电机 Motor	底座 Foundation	其它 Other	总重 Total weight
225S/M	2240	1600	800	320	780	730	600	140	155		287	390/440	300	20	
250M												510	300	20	
280S/M												650/800	300	20	
315S/M/L	2500	1800	900	350	970	920						950/1000 1300	350	20	
355S/M/L	2800	2100	700				640	200				1690/1840/2100	400	20	
400S/M	3150	2430	810	360	1090	1020	700					2450/2600	500	20	
450S/M							750					3000/3300	500	20	
500	3550	2800	700	375	1320	1130	900	250				4000	700	20	
560S/M												4800/5400	700	20	

SLZA250-3315型泵 Type pump

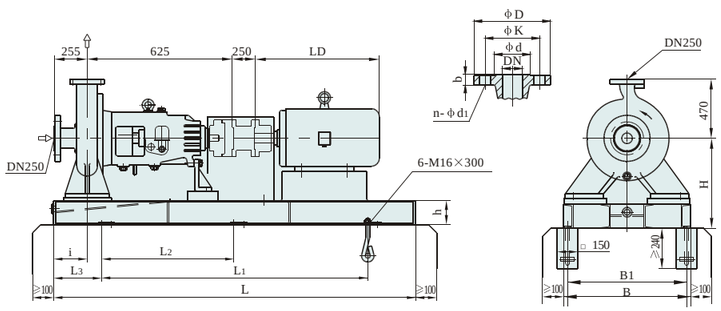

法兰尺寸 Flange dimension						
执行标准 Adopted standard GB9113.1-2000 PN2.5MPa						
名称 Name	DN	ΦD	b	ΦK	Φd	n-Φd1
进口法兰 Inlet flange	250	425	32	370	330	12-Φ30
出口法兰 Outlet flange	250	425	32	370	330	12-Φ30
执行标准 Adopted standard ANSI B16.5 CLASS 150Lb RF						
进口法兰 Inlet flange	250	406.5	30.5	362	324	12-Φ26
出口法兰 Outlet flange	250	406.5	30.5	362	324	12-Φ26

机座号 Foundation No.	尺寸 Dimension (mm)										近似重量 Approximate weight (kg)				
	L	L1	L2	L3	B	B1	H	h	i	LD	泵 Pump	电机 Motor	底座 Foundation	其它 Other	总重 Total weight
180M/L	1600	1060	530	270	600	550	530	100	125		315	270	200	20	
200L	1800	1200	600	300	720	670						318	230	20	
225S/M												371	210	20	
250M												471	210	20	
280S/M	2000	1400	700									648	250	20	
315S/M/L												1200	250	20	

外形及安装尺寸图 External form and installation dimension drawing

SLZA250-4400型泵 Type pump

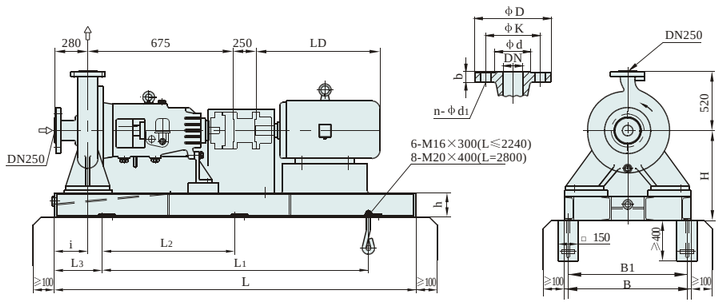

法兰尺寸 Flange dimension						
执行标准 Adopted standard GB9113.1-2000 PN2.5MPa						
名称 Name	DN	ΦD	b	ΦK	Φd	n-Φd1
进口法兰 Inlet flange	250	425	32	370	330	12-Φ30
出口法兰 Outlet flange	250	425	32	370	330	12-Φ30
执行标准 Adopted standard ANSI B16.5 CLASS 150Lb RF						
进口法兰 Inlet flange	250	406.5	30.5	362	324	12-Φ26
出口法兰 Outlet flange	250	406.5	30.5	362	324	12-Φ26

机座号 Foundation No.	尺寸 Dimension (mm)										近似重量 Approximate weight (kg)				
	L	L1	L2	L3	B	B1	H	h	i	LD	泵 Pump	电机 Motor	底座 Found-ation	其它 Other	总重 Total weight
225S/M	1800	1200	600	300	720	670	530	100	155		432	319	200	20	
250M	2000	1400	700									422	230	20	
280S/M												530/582	230	20	
315S/M/L	2240	1600	800	320	780	730	570	140				890/980 /1110	300	20	
355S/M/L	2800	2100	700	350	970	920	640	200							

SLZA250-5500型泵 Type pump

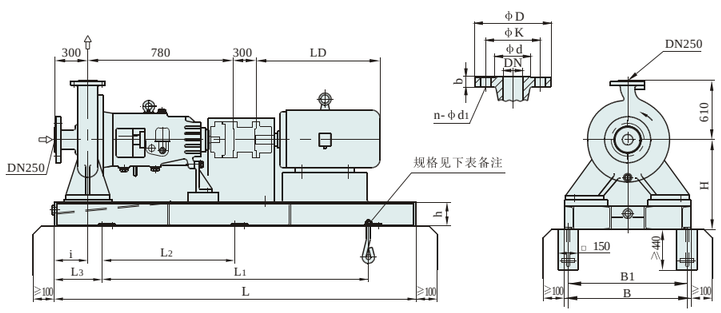

法兰尺寸 Flange dimension						
执行标准 Adopted standard GB9113.1-2000 PN2.5MPa						
名称 Name	DN	ΦD	b	ΦK	Φd	n-Φd1
进口法兰 Inlet flange	250	425	32	370	330	12-Φ30
出口法兰 Outlet flange	250	425	32	370	330	12-Φ30
执行标准 Adopted standard ANSI B16.5 CLASS 150Lb RF						
进口法兰 Inlet flange	250	406.5	30.5	362	324	12-Φ26
出口法兰 Outlet flange	250	406.5	30.5	362	324	12-Φ26

机座号 Foundation No.	尺寸 Dimension (mm)										近似重量 Approximate weight (kg)				
	L	L1	L2	L3	B	B1	H	h	i	LD	泵 Pump	电机 Motor	底座 Found-ation	其它 Other	备注 Remark
280S/M	2240	1600	800	320	780	730	640	140	155		600	530/582	400	20	6-M20×400
315S/M												890/980	400	20	
315L	2650	1950	975	350			670	200				1110	400	20	
355S	2750	2150	1075	300	850	790	655	200	195	高压电机以电机厂家尺寸为准					6-M20×400
355M/L															6-M24×400
400S	3000	2400	800	300	970	920	700								8-M20×400
400M	3150	2430	810	360	1090	1020	750								8-M24×400
450S/M															8-M24×400

外形及安装尺寸图 External form and installation dimension drawing

SLZA250-5560型泵 Type pump

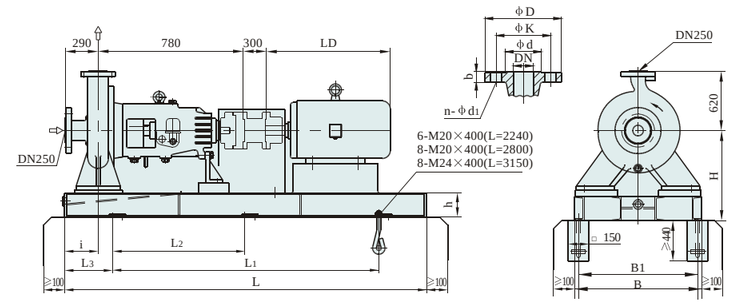

法兰尺寸 Flange dimension						
执行标准 Adopted standard GB9113.1-2000 PN2.5MPa						
名称 Name	DN	ΦD	b	ΦK	Φd	n-Φd1
进口法兰 Inlet flange	250	425	32	370	330	12-Φ30
出口法兰 Outlet flange	250	425	32	370	330	12-Φ30
执行标准 Adopted standard ANSI B16.5 CLASS 150Lb RF						
进口法兰 Inlet flange	250	406.5	30.5	362	324	12-Φ26
出口法兰 Outlet flange	250	406.5	30.5	362	324	12-Φ26

机座号 Foundation No.	尺寸 Dimension (mm)										近似重量 Approximate weight (kg)				
	L	L1	L2	L3	B	B1	H	h	i	LD	泵 Pump	电机 Motor	底座 Found-ation	其它 Other	总重 Total weight
280S/M	2240	1600	800	320	970	920	700	140	155		665	530/582	500	20	
315S/M/L												890/980	500	20	
355S/M/L	2800	2100	700	350				200		高压电机以电机厂家尺寸为准					
400S/M	3150	2430	810	360	1090	920									
450S/M							750								

SLZA250-6630型泵 Type pump

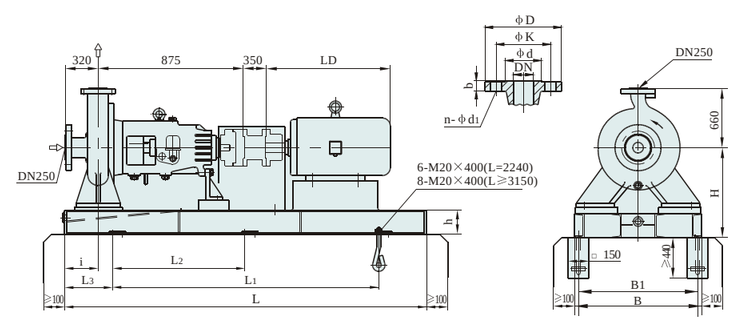

法兰尺寸 Flange dimension						
执行标准 Adopted standard GB9113.1-2000 PN2.5MPa						
名称 Name	DN	ΦD	b	ΦK	Φd	n-Φd1
进口法兰 Inlet flange	250	425	32	370	330	12-Φ30
出口法兰 Outlet flange	250	425	32	370	330	12-Φ30
执行标准 Adopted standard ANSI B16.5 CLASS 150Lb RF						
进口法兰 Inlet flange	250	406.5	30.5	362	324	12-Φ26
出口法兰 Outlet flange	250	406.5	30.5	362	324	12-Φ26

机座号 Foundation No.	尺寸 Dimension (mm)										近似重量 Approximate weight (kg)				
	L	L1	L2	L3	B	B1	H	h	i	LD	泵 Pump	电机 Motor	底座 Found-ation	其它 Other	总重 Total weight
315S/M/L	2500	1800	900	350	970	920	750	140	155		858	530/582	600	20	
355S/M/L	3150	2430	810	360				200		高压电机以电机厂家尺寸为准					
400S/M					1090	920									
450S/M	3200	2550	850	325	1100	1040	780	240							

外形及安装尺寸图 External form and installation dimension drawing

SLZA300-4400型泵 Type pump

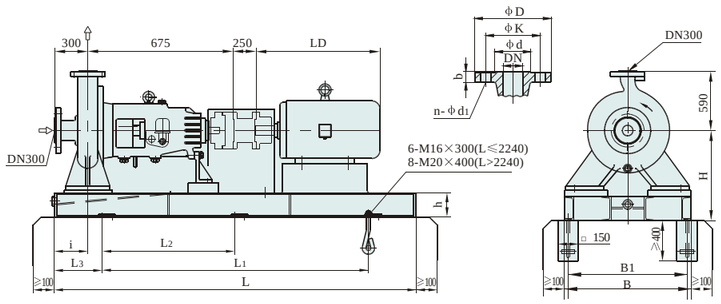

法兰尺寸 Flange dimension						
执行标准 Adopted standard GB9113.1-2000 PN2.5MPa						
名称 Name	DN	ΦD	b	ΦK	Φd	n-Φd1
进口法兰 Inlet flange	300	485	34	430	389	16-Φ30
出口法兰 Outlet flange	300	485	34	430	389	16-Φ30
执行标准 Adopted standard ANSI B16.5 CLASS 150Lb RF						
进口法兰 Inlet flange	300	483	32	432	381	12-Φ25.5
出口法兰 Outlet flange	300	483	32	432	381	12-Φ25.5

机座号 Foundation No.	尺寸 Dimension (mm)										近似重量 Approximate weight (kg)				
	L	L1	L2	L3	B	B1	H	h	i	LD	泵 Pump	电机 Motor	底座 Found-ation	其它 Other	总重 Total weight
225S/M	1800	1200	600	300	720	670	600	100	155		496	319	180	20	
250M	2000	1400	700									422	210	20	
280S/M								140				530/582	240	20	
315S/M/L	2240	1600	800	320	780	730	640	140				890/980 /1110	300	20	
355S/M/L	3000	2250	750	375	1090	1030	640	200	215	高压电机以电机厂家尺寸为准					
400S	2800	2100	700	350											

SLZA300-5500型泵 Type pump

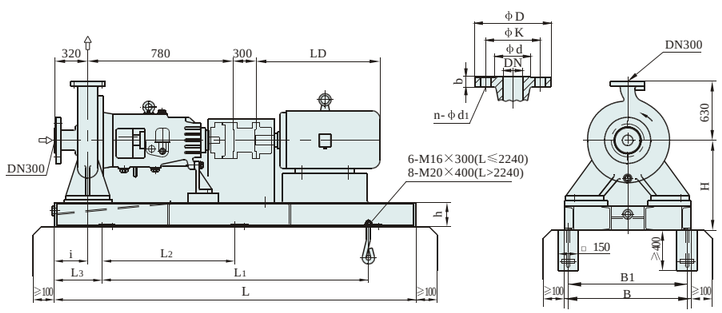

法兰尺寸 Flange dimension						
执行标准 Adopted standard GB9113.1-2000 PN2.5MPa						
名称 Name	DN	ΦD	b	ΦK	Φd	n-Φd1
进口法兰 Inlet flange	300	485	34	430	389	16-Φ30
出口法兰 Outlet flange	300	485	34	430	389	16-Φ30
执行标准 Adopted standard ANSI B16.5 CLASS 150Lb RF						
进口法兰 Inlet flange	300	483	32	432	381	12-Φ25.5
出口法兰 Outlet flange	300	483	32	432	381	12-Φ25.5

机座号 Foundation No.	尺寸 Dimension (mm)										近似重量 Approximate weight (kg)				
	L	L1	L2	L3	B	B1	H	h	i	LD	泵 Pump	电机 Motor	底座 Found-ation	其它 Other	总重 Total weight
280S/M	2240	1600	800	320	970	920	700	140	155		671	530/582	180	20	
315S/M/L												890/980 /1110	210	20	
355S	2400	1700	850	350			800	200		高压电机以电机厂家尺寸为准					
355S	3150	2430	810	360			750								
355S/M/L															
400S/M															
450S	3000	2460	820	270	1200	1130	850		200						
450M	3550	2800	700	375	1090	1020	800		155						

外形及安装尺寸图 External form and installation dimension drawing

SLZA300-6560型泵 Type pump

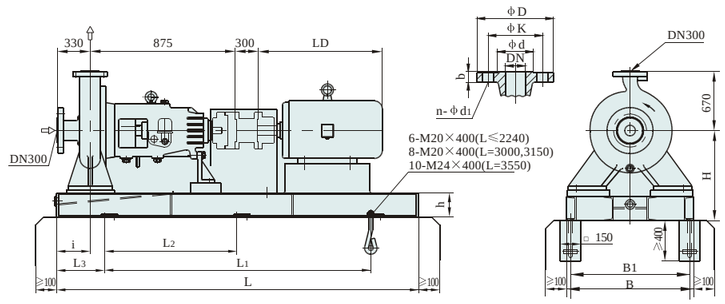

法兰尺寸 Flange dimension						
执行标准 Adopted standard GB9113.1-2000 PN2.5MPa						
名称 Name	DN	ΦD	b	ΦK	Φd	n-Φd1
进口法兰 Inlet flange	300	485	34	430	389	16-Φ30
出口法兰 Outlet flange	300	485	34	430	389	16-Φ30
执行标准 Adopted standard ANSI B16.5 CLASS 150Lb RF						
进口法兰 Inlet flange	300	483	32	432	381	12-Φ25.5
出口法兰 Outlet flange	300	483	32	432	381	12-Φ25.5

机座号 Foundation No.	尺寸 Dimension (mm)										近似重量 Approximate weight (kg)				
	L	L1	L2	L3	B	B1	H	h	i	LD	泵 Pump	电机 Motor	底座 Found-ation	其它 Other	总重 Total weight
315S/M/L	2500	1800	900	350	970	920	750	140	155		843	890/980 /1110	600	20	
355S/M/L	3000	2400	800	300						高压电机以电机厂家尺寸为准					
400S/M	3350	2550	850	400	1100	1030		200							
450M	3200	2400	800	400	970	920									
450S	3550	2700	900	425	1100	1030									

SLZA300-6630型泵 Type pump

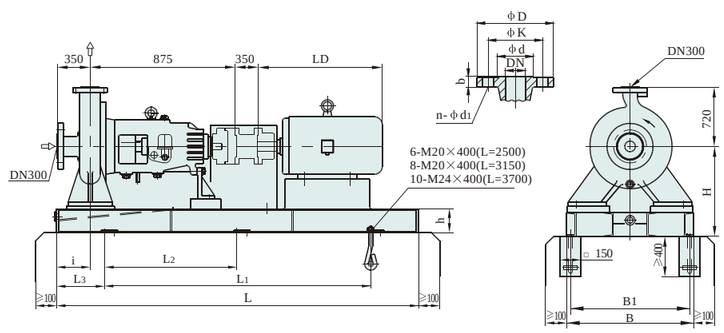

法兰尺寸 Flange dimension						
执行标准 Adopted standard GB9113.1-2000 PN2.5MPa						
名称 Name	DN	ΦD	b	ΦK	Φd	n-Φd1
进口法兰 Inlet flange	300	485	34	430	389	16-Φ30
出口法兰 Outlet flange	300	485	34	430	389	16-Φ30
执行标准 Adopted standard ANSI B16.5 CLASS 150Lb RF						
进口法兰 Inlet flange	300	483	32	432	381	12-Φ25.5
出口法兰 Outlet flange	300	483	32	432	381	12-Φ25.5

机座号 Foundation No.	尺寸 Dimension (mm)										近似重量 Approximate weight (kg)				
	L	L1	L2	L3	B	B1	H	h	i	LD	泵 Pump	电机 Motor	底座 Found-ation	其它 Other	总重 Total weight
315S/M/L	2500	1800	900	350	970	920	750	140	155		950	890/980 /1110	600	20	
355S/M/L	3150	2430	810	360				200		高压电机以电机厂家尺寸为准					
400S/M					1090	1020									
450S/M	3700	2960	740	350			830	220							

外形及安装尺寸图 External form and installation dimension drawing

SLZA400-6500型泵 Type pump

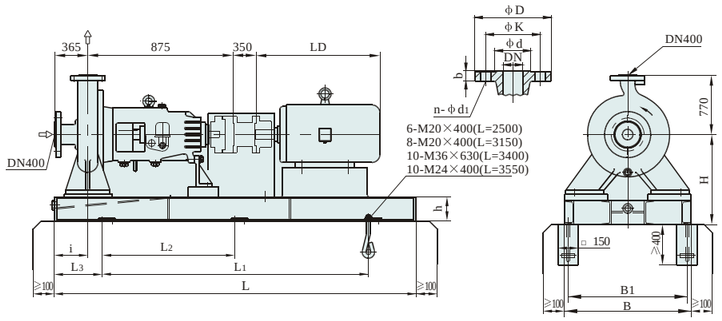

法兰尺寸 Flange dimension						
执行标准 Adopted standard GB9113.1-2000 PN2.5MPa						
名称 Name	DN	ΦD	b	ΦK	Φd	n-Φd1
进口法兰 Inlet flange	400	620	40	550	503	16-Φ36
出口法兰 Outlet flange	400	620	40	550	503	16-Φ36
执行标准 Adopted standard ANSI B16.5 CLASS 150Lb RF						
进口法兰 Inlet flange	400	597	37	540	470	16-Φ28.5
出口法兰 Outlet flange	400	597	34	540	470	16-Φ28.5

机座号 Foundation No.	尺寸 Dimension (mm)										近似重量 Approximate weight (kg)				
	L	L1	L2	L3	B	B1	H	h	i	LD	泵 Pump	电机 Motor	底座 Found-ation	其它 Other	总重 Total weight
315S/M/L	2500	1800	900	350	970	920	750	140	255	高压电机以电机厂家尺寸为准	962	890/980/1110	550	20	
355S/M/L	3150	2430	810	360				200							
400S/M	3400	2800	700	300	970	900		220							
450S/M	3550	2800	700	375	1090	1020	850	250							

SLZA400-6500型泵 Type pump

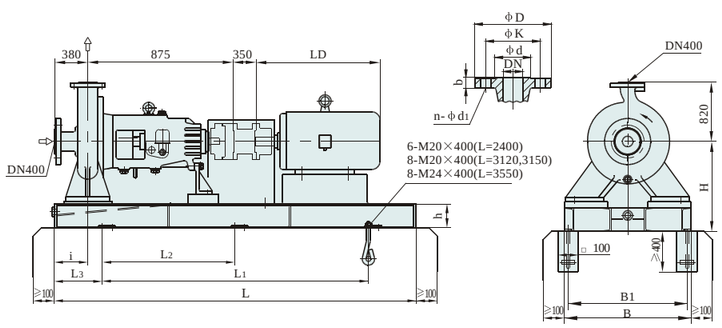

法兰尺寸 Flange dimension						
执行标准 Adopted standard GB9113.1-2000 PN2.5MPa						
名称 Name	DN	ΦD	b	ΦK	Φd	n-Φd1
进口法兰 Inlet flange	400	620	40	550	503	16-Φ36
出口法兰 Outlet flange	400	620	40	550	503	16-Φ36
执行标准 Adopted standard ANSI B16.5 CLASS 150Lb RF						
进口法兰 Inlet flange	400	597	37	540	470	16-Φ28.5
出口法兰 Outlet flange	400	597	34	540	470	16-Φ28.5

机座号 Foundation No.	尺寸 Dimension (mm)										近似重量 Approximate weight (kg)				
	L	L1	L2	L3	B	B1	H	h	i	LD	泵 Pump	电机 Motor	底座 Found-ation	其它 Other	总重 Total weight
315S/M/L	2500	1800	900	350	970	920	750	140	155	高压电机以电机厂家尺寸为准	1100	890/980/1110	800	20	
355S/M/L	3150	2430	810	360				200							
400S/M	3120	2250	750	380	1090	1020		220							
450S/M	3550	2800	900	425			850	250							

外形及安装尺寸图 External form and installation dimension drawing

SLZA400-6500型泵 Type pump

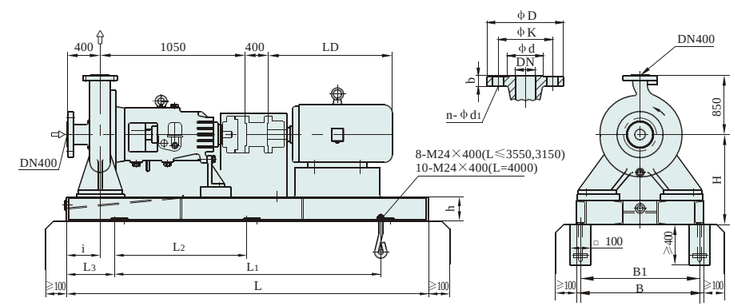

法兰尺寸 Flange dimension						
执行标准 Adopted standard GB9113.1-2000 PN2.5MPa						
名称 Name	DN	ΦD	b	ΦK	Φd	n-Φd1
进口法兰 Inlet flange	400	620	40	550	503	16-Φ36
出口法兰 Outlet flange	400	620	40	550	503	16-Φ36
执行标准 Adopted standard ANSI B16.5 CLASS 150Lb RF						
进口法兰 Inlet flange	400	597	37	540	470	16-Φ28.5
出口法兰 Outlet flange	400	597	34	540	470	16-Φ28.5

机座号 Foundation No.	尺寸 Dimension (mm)										近似重量 Approximate weight (kg)				
	L	L1	L2	L3	B	B1	H	h	i	LD	泵 Pump	电机 Motor	底座 Found-ation	其它 Other	总重 Total weight
315S/M/L	2500	1800	900	350	1090	1020	810	140	225	高压电机以电机厂家尺寸为准	1382	890/980/1110	1000	20	
355S/M/L	3150	2430	810	360				200							
400S/M	3550	2700	900	425	1200	1130		220							
450S/M							820	250							
500	4000	3200	800	400	1320	1250									

SLZAE25-0200型泵 Type pump

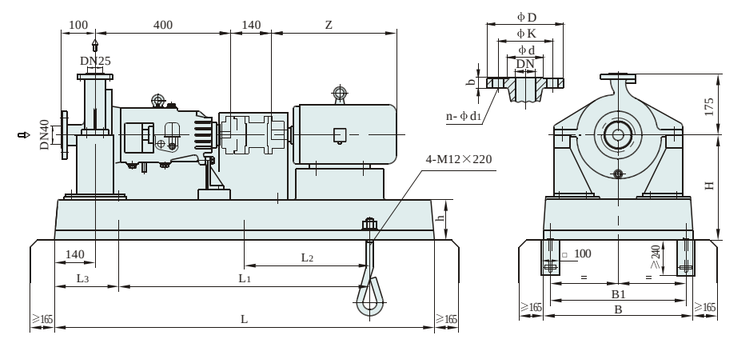

法兰尺寸 Flange dimension						
执行标准 Adopted standard GB9113.1-2000 PN5.0MPa						
名称 Name	DN	ΦD	b	ΦK	Φd	n-Φd1
进口法兰 Inlet flange	40	155	21	114.5	73	4-Φ22
出口法兰 Outlet flange	25	125	17.5	89	51	4-Φ18
执行标准 Adopted standard ANSI B16.5 CLASS 300Lb RF						
进口法兰 Inlet flange	40	155.5	21	114.5	73	4-Φ22
出口法兰 Outlet flange	25	124	17.5	89	51	4-Φ19

机座号 Foundation No.	尺寸 Dimension (mm)									近似重量 Approximate weight (kg)				
	L	L1	L2	L3	B	B1	H	h	Z	泵 Pump	电机 Motor	底座 Found-ation	其它 Other	总重 Total weight
90S	1120	740		90	440	400	300	63		47	31	72	20	
90L											37	72	20	
100L											45	74	20	
112M											53	78	20	
132S	1250	840		205							84	83	20	
132M											101	83	20	
160M											150	90	20	
160L											170	90	20	

外形及安装尺寸图 External form and installation dimension drawing

SLZAE25-1250型泵 Type pump

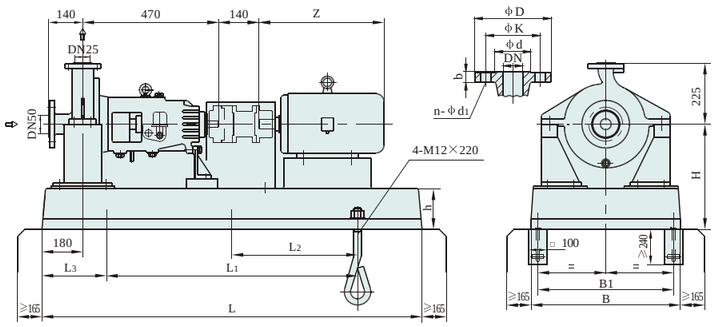

法兰尺寸 Flange dimension						
执行标准 Adopted standard GB9113.1-2000 PN5.0MPa						
名称 Name	DN	ϕD	b	ϕK	ϕd	n-ϕd1
进口法兰 Inlet flange	50	165	22.5	127	92	8-ϕ18
出口法兰 Outlet flange	25	125	17.5	89	51	4-ϕ18
执行标准 Adopted standard ANSI B16.5 CLASS 300Lb RF						
进口法兰 Inlet flange	50	165	22.5	127	92	8-ϕ19
出口法兰 Outlet flange	25	124	17.5	89	51	4-ϕ19

机座号 Foundation No.	尺寸 Dimension (mm)									近似重量 Approximate weight (kg)				
	L	L1	L2	L3	B	B1	H	h	Z	泵 Pump	电机 Motor	底座 Found-ation	其它 Other	总重 Total weight
90S	1400	940		230	530	490	365	80		96	31	100	20	
90L											37	100	20	
100L											45	102	20	
112M											53	105	20	

SLZAE25-2250型泵 Type pump

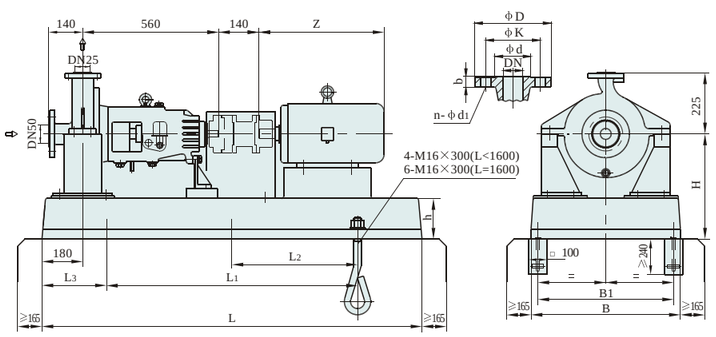

法兰尺寸 Flange dimension						
执行标准 Adopted standard GB9113.1-2000 PN5.0MPa						
名称 Name	DN	ϕD	b	ϕK	ϕd	n-ϕd1
进口法兰 Inlet flange	50	165	22.5	127	92	8-ϕ18
出口法兰 Outlet flange	25	125	17.5	89	51	4-ϕ18
执行标准 Adopted standard ANSI B16.5 CLASS 300Lb RF						
进口法兰 Inlet flange	50	165	22.5	127	92	8-ϕ19
出口法兰 Outlet flange	25	124	17.5	89	51	4-ϕ19

机座号 Foundation No.	尺寸 Dimension (mm)									近似重量 Approximate weight (kg)				
	L	L1	L2	L3	B	B1	H	h	Z	泵 Pump	电机 Motor	底座 Found-ation	其它 Other	总重 Total weight
100L	1400	940		230	530	490	365	80		114	45	104	20	
112M											53	106	20	
132S/M											84/101	108	20	
160M/L	1600	1060	530	270				100			150/170	120	20	
180M/L											225/270	125	20	
200L											300	130	20	

外形及安装尺寸图 External form and installation dimension drawing

SLZAE25-2315型泵 Type pump

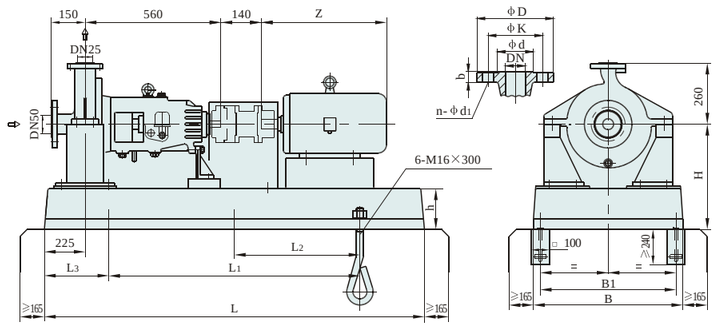

法兰尺寸 Flange dimension						
执行标准 Adopted standard GB9113.1-2000 PN5.0MPa						
名称 Name	DN	ϕD	b	ϕK	ϕd	n-ϕd1
进口法兰 Inlet flange	50	165	22.5	127	92	8-ϕ18
出口法兰 Outlet flange	25	125	17.5	89	51	4-ϕ18
执行标准 Adopted standard ANSI B16.5 CLASS 300Lb RF						
进口法兰 Inlet flange	50	165	22.5	127	92	8-ϕ19
出口法兰 Outlet flange	25	124	17.5	89	51	4-ϕ19

机座号 Foundation No.	尺寸 Dimension (mm)									近似重量 Approximate weight (kg)				
	L	L1	L2	L3	B	B1	H	h	Z	泵 Pump	电机 Motor	底座 Found-ation	其它 Other	总重 Total weight
90S/L	1600	1060	530	270	720	670	450	100		145	31/37	120	20	
100L											45	122	20	
112M											53	124	20	
132S/M											84/101	126	20	
160M/L											150/170	128	20	
180/L											225/270	130	20	
200L	1800	1200	600	300							300	145	20	
225M											440	150	20	
250M											510	155	20	

SLZAE40-1160型泵 Type pump

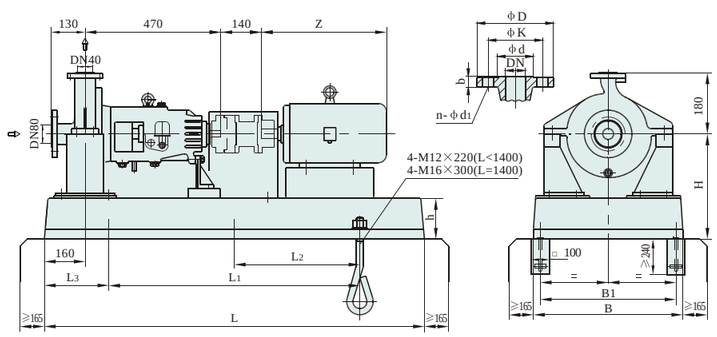

法兰尺寸 Flange dimension						
执行标准 Adopted standard GB9113.1-2000 PN5.0MPa						
名称 Name	DN	ϕD	b	ϕK	ϕd	n-ϕd1
进口法兰 Inlet flange	80	210	29	168.5	127	8-ϕ22
出口法兰 Outlet flange	40	155	21	114.5	73	4-ϕ22
执行标准 Adopted standard ANSI B16.5 CLASS 300Lb RF						
进口法兰 Inlet flange	80	209.5	28.5	168	127	8-ϕ22
出口法兰 Outlet flange	40	155.5	21	114.5	73	4-ϕ22

机座号 Foundation No.	尺寸 Dimension (mm)									近似重量 Approximate weight (kg)				
	L	L1	L2	L3	B	B1	H	h	Z	泵 Pump	电机 Motor	底座 Found-ation	其它 Other	总重 Total weight
90S/L	1120	740		190	440	400	350	63		75	31/37	75	20	
100L	1250	840		205							45	80	20	
112M											53	84	20	
132S/M											84/101	88	20	
160M/L	1400	940		230			365	80			150/170	102	20	

外形及安装尺寸图 External form and installation dimension drawing

SLZAE40-1200型泵 Type pump

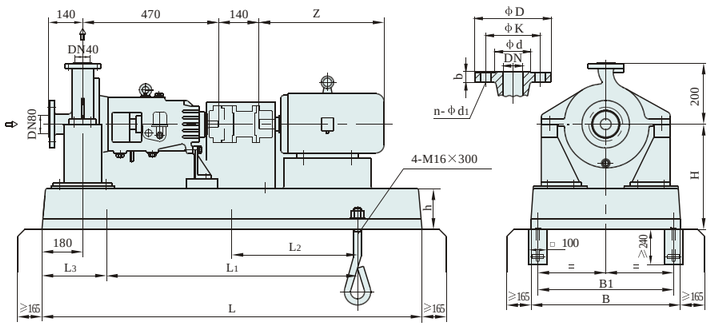

法兰尺寸 Flange dimension						
执行标准 Adopted standard GB9113.1-2000 PN5.0MPa						
名称 Name	DN	ΦD	b	ΦK	Φd	n-Φd1
进口法兰 Inlet flange	80	210	29	168.5	127	8-Φ22
出口法兰 Outlet flange	40	155	21	114.5	73	4-Φ22
执行标准 Adopted standard ANSI B16.5 CLASS 300Lb RF						
进口法兰 Inlet flange	80	209.5	28.5	168	127	8-Φ22
出口法兰 Outlet flange	40	155.5	21	114.5	73	4-Φ22

机座号 Foundation No.	尺寸 Dimension (mm)									近似重量 Approximate weight (kg)				
	L	L1	L2	L3	B	B1	H	h	Z	泵 Pump	电机 Motor	底座 Foundation	其它 Other	总重 Total weight
90S/L	1400	940		230	530	490	365	80		84	31/37	100	20	
100L											45	102	20	
112M											53	106	20	
132S/M							363				84/101	115	20	
160M/L							365				150/170	125	20	

SLZAE40-1250型泵 Type pump

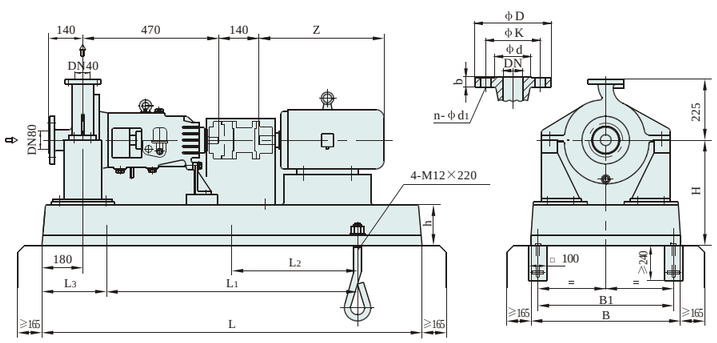

法兰尺寸 Flange dimension						
执行标准 Adopted standard GB9113.1-2000 PN5.0MPa						
名称 Name	DN	ΦD	b	ΦK	Φd	n-Φd1
进口法兰 Inlet flange	80	210	29	168.5	127	8-Φ22
出口法兰 Outlet flange	40	155	21	114.5	73	4-Φ22
执行标准 Adopted standard ANSI B16.5 CLASS 300Lb RF						
进口法兰 Inlet flange	80	209.5	28.5	168	127	8-Φ22
出口法兰 Outlet flange	40	155.5	21	114.5	73	4-Φ22

机座号 Foundation No.	尺寸 Dimension (mm)									近似重量 Approximate weight (kg)				
	L	L1	L2	L3	B	B1	H	h	Z	泵 Pump	电机 Motor	底座 Foundation	其它 Other	总重 Total weight
90S/L	1400	940		230	530	490	365	80		96	31/37	100	20	
100L											45	102	20	
112M											53	106	20	

外形及安装尺寸图 External form and installation dimension drawing

SLZAE40-2250型泵 Type pump

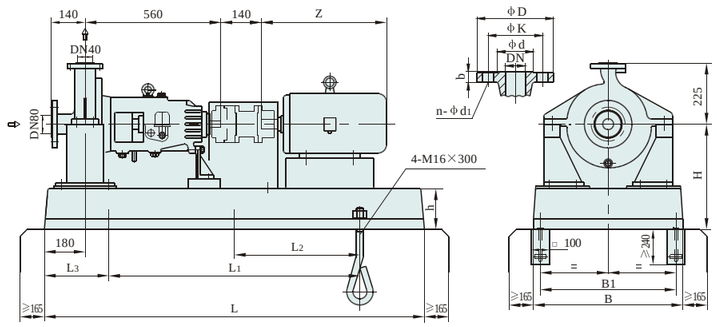

法兰尺寸 Flange dimension						
执行标准 Adopted standard GB9113.1-2000 PN5.0MPa						
名称 Name	DN	ΦD	b	ΦK	Φd	n-Φd1
进口法兰 Inlet flange	80	210	29	168.5	127	8-Φ22
出口法兰 Outlet flange	40	155	21	114.5	73	4-Φ22
执行标准 Adopted standard ANSI B16.5 CLASS 300Lb RF						
进口法兰 Inlet flange	80	209.5	28.5	168	127	8-Φ22
出口法兰 Outlet flange	40	155.5	21	114.5	73	4-Φ22

机座号 Foundation No.	尺寸 Dimension (mm)									近似重量 Approximate weight (kg)				
	L	L1	L2	L3	B	B1	H	h	Z	泵 Pump	电机 Motor	底座 Foundation	其它 Other	总重 Total weight
100L	1400	940		230	530	490	365	80		114	45	100	20	
112M											53	102	20	
132S/M											84/101	106	20	
160M/L	1600	1060	530	270				100			150/170	120	20	
180M/L											225/270	125	20	
200L											300	135	20	

SLZAE40-2315型泵 Type pump

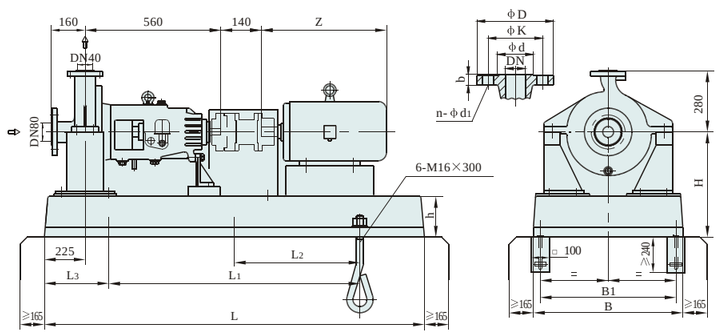

法兰尺寸 Flange dimension						
执行标准 Adopted standard GB9113.1-2000 PN5.0MPa						
名称 Name	DN	ΦD	b	ΦK	Φd	n-Φd1
进口法兰 Inlet flange	80	210	29	168.5	127	8-Φ22
出口法兰 Outlet flange	40	155	21	114.5	73	4-Φ22
执行标准 Adopted standard ANSI B16.5 CLASS 300Lb RF						
进口法兰 Inlet flange	80	209.5	28.5	168	127	8-Φ22
出口法兰 Outlet flange	40	155.5	21	114.5	73	4-Φ22

机座号 Foundation No.	尺寸 Dimension (mm)									近似重量 Approximate weight (kg)				
	L	L1	L2	L3	B	B1	H	h	Z	泵 Pump	电机 Motor	底座 Foundation	其它 Other	总重 Total weight
90S/L	1600	1060	530	270	720	670	450	100		149	31/37	120	20	
100L											45	122	20	
112M											53	124	20	
132S/M											84/101	126	20	
160M/L											150/170	128	20	
180M/L											225/270	130	20	
200L	1800	1200	600	300							300	145	20	
225M											440	150	20	
250M											510	155	20	

外形及安装尺寸图 External form and installation dimension drawing

SLZAE40-3400型泵 Type pump

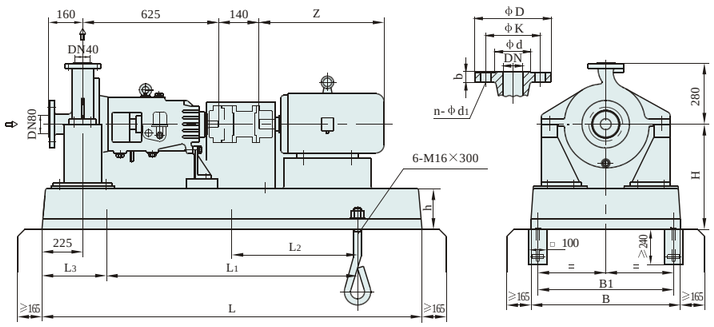

法兰尺寸 Flange dimension						
执行标准 Adopted standard GB9113.1-2000 PN5.0MPa						
名称 Name	DN	ϕD	b	ϕK	ϕd	n-ϕd1
进口法兰 Inlet flange	80	210	29	168.5	127	8-ϕ22
出口法兰 Outlet flange	40	155	21	114.5	73	4-ϕ22
执行标准 Adopted standard ANSI B16.5 CLASS 300Lb RF						
进口法兰 Inlet flange	80	209.5	28.5	168	127	8-ϕ22
出口法兰 Outlet flange	40	155.5	21	114.5	73	4-ϕ22

机座号 Foundation No.	尺寸 Dimension (mm)									近似重量 Approximate weight (kg)				
	L	L1	L2	L3	B	B1	H	h	Z	泵 Pump	电机 Motor	底座 Found-ation	其它 Other	总重 Total weight
112M	1600	1060	530	270	720	670	470	100		200	53	124	20	
132S/M											84/101	126	20	
160M/L	1800	1200	600	300							150/170	128	20	
180M/L											225/270	130	20	
200L											300	145	20	
225M											440	150	20	
250M	2000	1400	700	300							510	195	20	
280S/M											530/580	195	20	

SLZAE50-1160型泵 Type pump

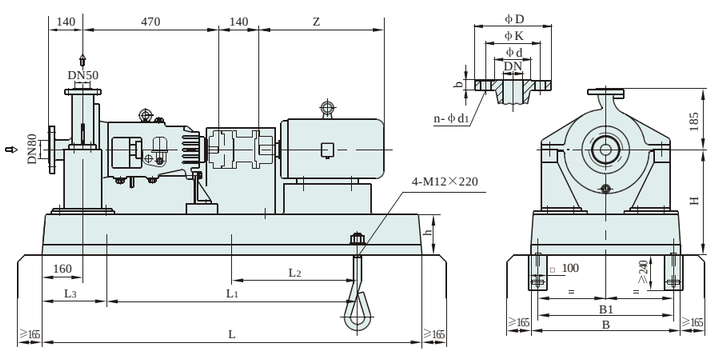

法兰尺寸 Flange dimension						
执行标准 Adopted standard GB9113.1-2000 PN5.0MPa						
名称 Name	DN	ϕD	b	ϕK	ϕd	n-ϕd1
进口法兰 Inlet flange	80	210	29	168.5	127	8-ϕ22
出口法兰 Outlet flange	50	165	22.5	127	92	8-ϕ18
执行标准 Adopted standard ANSI B16.5 CLASS 300Lb RF						
进口法兰 Inlet flange	80	209.5	28.5	168	127	8-ϕ22
出口法兰 Outlet flange	50	165	22.5	127	92	8-ϕ19

机座号 Foundation No.	尺寸 Dimension (mm)									近似重量 Approximate weight (kg)				
	L	L1	L2	L3	B	B1	H	h	Z	泵 Pump	电机 Motor	底座 Found-ation	其它 Other	总重 Total weight
90S/L	1120	740		190	440	400	350	80		78	31/37	75	20	
100L	1250	840		205							45	80	20	
112M											53	84	20	

外形及安装尺寸图 External form and installation dimension drawing

SLZAE50-1200型泵 Type pump

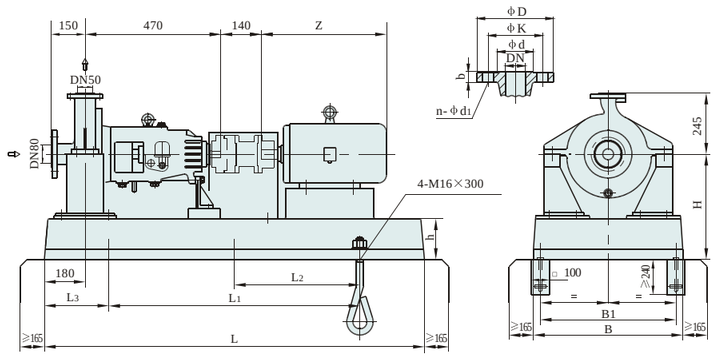

法兰尺寸 Flange dimension						
执行标准 Adopted standard GB9113.1-2000 PN5.0MPa						
名称 Name	DN	ϕD	b	ϕK	ϕd	n-ϕd1
进口法兰 Inlet flange	80	210	29	168.5	127	8-ϕ22
出口法兰 Outlet flange	50	165	22.5	127	92	8-ϕ18
执行标准 Adopted standard ANSI B16.5 CLASS 300Lb RF						
进口法兰 Inlet flange	80	209.5	28.5	168	127	8-ϕ22
出口法兰 Outlet flange	50	165	22.5	127	92	8-ϕ19

机座号 Foundation No.	尺寸 Dimension (mm)									近似重量 Approximate weight (kg)				
	L	L1	L2	L3	B	B1	H	h	Z	泵 Pump	电机 Motor	底座 Found-ation	其它 Other	总重 Total weight
90S/L	1400	940		230	530	490	365	80		85	31/37	102	20	
100L											45	102	20	
112M											53	102	20	

SLZAE50-2160型泵 Type pump

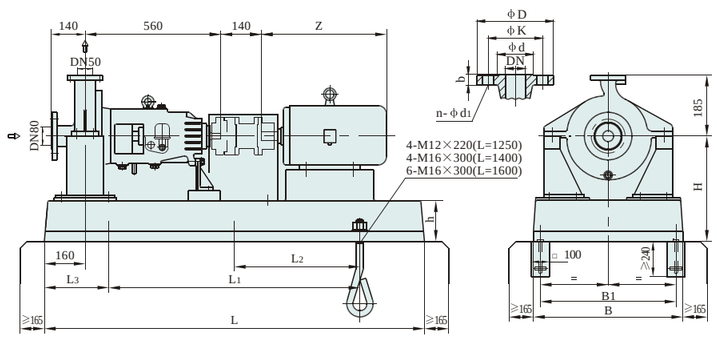

法兰尺寸 Flange dimension						
执行标准 Adopted standard GB9113.1-2000 PN5.0MPa						
名称 Name	DN	ϕD	b	ϕK	ϕd	n-ϕd1
进口法兰 Inlet flange	80	210	29	168.5	127	8-ϕ22
出口法兰 Outlet flange	50	165	22.5	127	92	8-ϕ18
执行标准 Adopted standard ANSI B16.5 CLASS 300Lb RF						
进口法兰 Inlet flange	80	209.5	28.5	168	127	8-ϕ22
出口法兰 Outlet flange	50	165	22.5	127	92	8-ϕ19

机座号 Foundation No.	尺寸 Dimension (mm)									近似重量 Approximate weight (kg)				
	L	L1	L2	L3	B	B1	H	h	Z	泵 Pump	电机 Motor	底座 Found-ation	其它 Other	总重 Total weight
100L	1250	840		205	440	400	350	63		100	45	100	20	
112M											53	102	20	
132S/M	1400	940		230			365	80			84/101	106	20	
160M	1600	1060		270	530	490		80			150	120	20	

外形及安装尺寸图 External form and installation dimension drawing

SLZAE50-2200型泵 Type pump

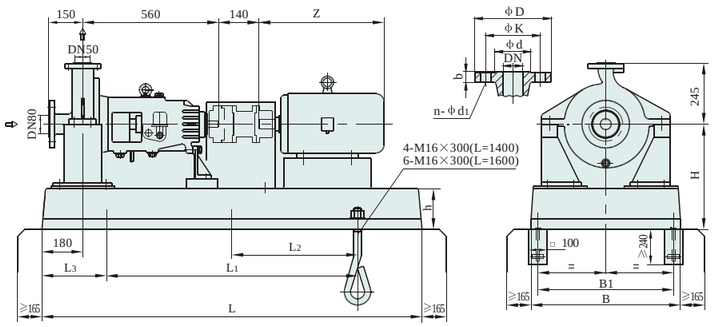

法兰尺寸 Flange dimension						
执行标准 Adopted standard GB9113.1-2000 PN5.0MPa						
名称 Name	DN	φD	b	φK	φd	n-φd1
进口法兰 Inlet flange	80	210	29	168.5	127	8-φ22
出口法兰 Outlet flange	50	165	22.5	127	92	8-φ18
执行标准 Adopted standard ANSI B16.5 CLASS 300Lb RF						
进口法兰 Inlet flange	80	209.5	28.5	168	127	8-φ22
出口法兰 Outlet flange	50	165	22.5	127	92	8-φ19

机座号 Foundation No.	尺寸 Dimension (mm)									近似重量 Approximate weight (kg)				
	L	L1	L2	L3	B	B1	H	h	Z	泵 Pump	电机 Motor	底座 Foundation	其它 Other	总重 Total weight
90S/L	1400	940	530	230	530	490	365	80		105	31/37	102	20	
100L											45	102	20	
112M											53	102	20	
132S/M											84/101	105	20	
160M/L	1600	1060		270							150/170	130	20	
180M/L											225/270	135	20	
200L											300	140	20	

SLZAE50-2250型泵 Type pump

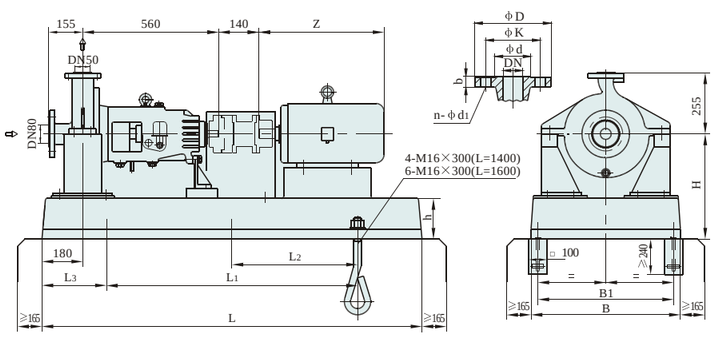

法兰尺寸 Flange dimension						
执行标准 Adopted standard GB9113.1-2000 PN5.0MPa						
名称 Name	DN	φD	b	φK	φd	n-φd1
进口法兰 Inlet flange	80	210	29	168.5	127	8-φ22
出口法兰 Outlet flange	50	165	22.5	127	92	8-φ18
执行标准 Adopted standard ANSI B16.5 CLASS 300Lb RF						
进口法兰 Inlet flange	80	209.5	28.5	168	127	8-φ22
出口法兰 Outlet flange	50	165	22.5	127	92	8-φ19

机座号 Foundation No.	尺寸 Dimension (mm)									近似重量 Approximate weight (kg)				
	L	L1	L2	L3	B	B1	H	h	Z	泵 Pump	电机 Motor	底座 Foundation	其它 Other	总重 Total weight
90S/L	1400	940	530	230	530	490	430	80		120	31/37	102	20	
100L											45	102	20	
112M											53	102	20	
132S/M											84/101	105	20	
160M/L	1600	1060		270							150/170	130	20	
180/L											225/270	135	20	
200L											300	140	20	
225M											320	145	20	
250M	1800	1200	600	300	600	550	530	100			420	180	20	

外形及安装尺寸图 External form and installation dimension drawing

SLZAE50-2315型泵 Type pump

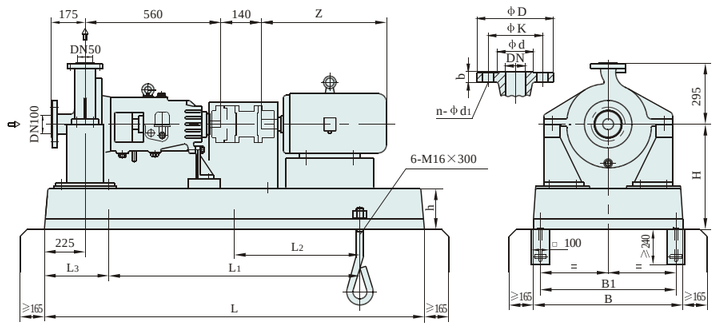

法兰尺寸 Flange dimension						
执行标准 Adopted standard GB9113.1-2000 PN5.0MPa						
名称 Name	DN	φD	b	φK	φd	n-φd1
进口法兰 Inlet flange	100	255	32	200	157.5	8-φ22
出口法兰 Outlet flange	50	165	22.5	127	92	8-φ18
执行标准 Adopted standard ANSI B16.5 CLASS 300Lb RF						
进口法兰 Inlet flange	100	254	32	200	157	8-φ22
出口法兰 Outlet flange	50	165	22.5	127	92	8-φ19

机座号 Foundation No.	尺寸 Dimension (mm)									近似重量 Approximate weight (kg)				
	L	L1	L2	L3	B	B1	H	h	Z	泵 Pump	电机 Motor	底座 Foundation	其它 Other	总重 Total weight
100L	1600	1060	530	270	720	670	450	100		160	45	120	20	
112M											53	125	20	
132S/M											84/101	128	20	
160M/L											150/170	130	20	

SLZAE50-2400型泵 Type pump

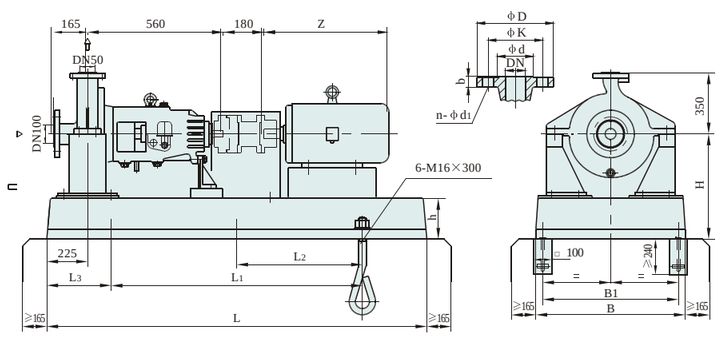

法兰尺寸 Flange dimension						
执行标准 Adopted standard GB9113.1-2000 PN5.0MPa						
名称 Name	DN	φD	b	φK	φd	n-φd1
进口法兰 Inlet flange	100	255	32	200	157.5	8-φ22
出口法兰 Outlet flange	50	165	22.5	127	92	8-φ18
执行标准 Adopted standard ANSI B16.5 CLASS 300Lb RF						
进口法兰 Inlet flange	100	254	32	200	157	8-φ22
出口法兰 Outlet flange	50	165	22.5	127	92	8-φ19

机座号 Foundation No.	尺寸 Dimension (mm)									近似重量 Approximate weight (kg)				
	L	L1	L2	L3	B	B1	H	h	Z	泵 Pump	电机 Motor	底座 Foundation	其它 Other	总重 Total weight
112M	1800	1200	600	300	780	730	530	100		213	53	160	20	
132S/M											84/101	165	20	
160M/L											150/170	170	20	
180M/L											200/220	175	20	
200L											255	180	20	

外形及安装尺寸图 External form and installation dimension drawing

SLZAE50-3315型泵 Type pump

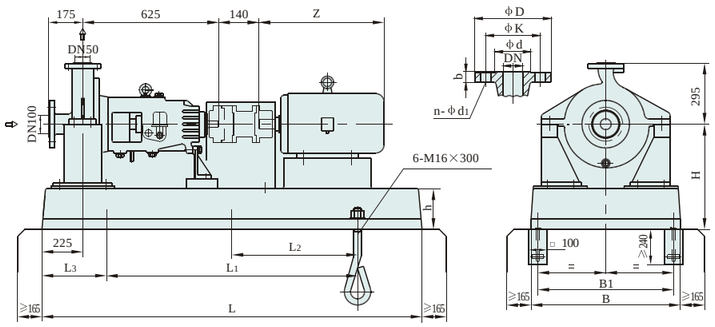

法兰尺寸 Flange dimension						
执行标准 Adopted standard GB9113.1-2000 PN5.0MPa						
名称 Name	DN	ΦD	b	ΦK	Φd	n-Φd1
进口法兰 Inlet flange	100	255	32	200	157.5	8-Φ22
出口法兰 Outlet flange	50	165	22.5	127	92	8-Φ18
执行标准 Adopted standard ANSI B16.5 CLASS 300Lb RF						
进口法兰 Inlet flange	100	254	32	200	157	8-Φ22
出口法兰 Outlet flange	50	165	22.5	127	92	8-Φ19

机座号 Foundation No.	尺寸 Dimension (mm)									近似重量 Approximate weight (kg)				
	L	L1	L2	L3	B	B1	H	h	Z	泵 Pump	电机 Motor	底座 Found-ation	其它 Other	总重 Total weight
160M/L	1600	1060	530	270	720	670	450	100		185	150/170	140	20	
180M/L	1800	1200	600	300							200/220	175	20	
200L											255	180	20	
225M											320	170	20	
250M	2000	1400	700								430	190	20	
280S/M											550/660	195	20	

SLZAE50-3400型泵 Type pump

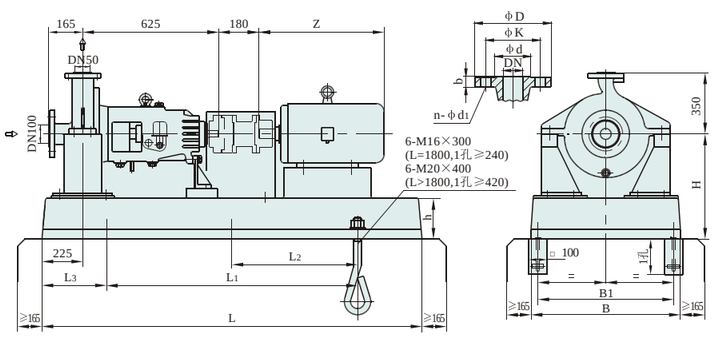

法兰尺寸 Flange dimension						
执行标准 Adopted standard GB9113.1-2000 PN5.0MPa						
名称 Name	DN	ΦD	b	ΦK	Φd	n-Φd1
进口法兰 Inlet flange	100	255	32	200	157.5	8-Φ22
出口法兰 Outlet flange	50	165	22.5	127	92	8-Φ18
执行标准 Adopted standard ANSI B16.5 CLASS 300Lb RF						
进口法兰 Inlet flange	100	254	32	200	157	8-Φ22
出口法兰 Outlet flange	50	165	22.5	127	92	8-Φ19

机座号 Foundation No.	尺寸 Dimension (mm)									近似重量 Approximate weight (kg)				
	L	L1	L2	L3	B	B1	H	h	Z	泵 Pump	电机 Motor	底座 Found-ation	其它 Other	总重 Total weight
180M/L	1800	1200	600	300	780	730	570	140		240	200/220	175	20	
200L											255	180	20	
225M											285/320	185	20	
250M	2000	1400	700				530	100			435	200	20	
280S/M											550/660	205	20	
315S/M/L	2240	1600	800	320							910/1005 /1100	220	20	

外形及安装尺寸图 External form and installation dimension drawing

SLZAE50-4450型泵 Type pump

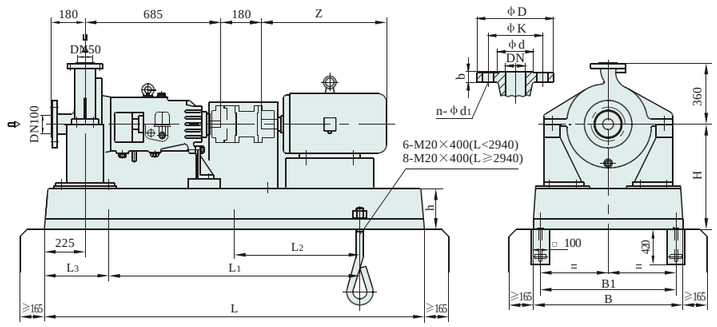

法兰尺寸 Flange dimension						
执行标准 Adopted standard GB9113.1-2000 PN5.0MPa						
名称 Name	DN	ΦD	b	ΦK	Φd	n-Φd1
进口法兰 Inlet flange	100	255	32	200	157.5	8-Φ22
出口法兰 Outlet flange	50	165	22.5	127	92	8-Φ18
执行标准 Adopted standard ANSI B16.5 CLASS 300Lb RF						
进口法兰 Inlet flange	100	254	32	200	157	8-Φ22
出口法兰 Outlet flange	50	165	22.5	127	92	8-Φ19

机座号 Foundation No.	尺寸 Dimension (mm)									近似重量 Approximate weight (kg)				
	L	L1	L2	L3	B	B1	H	h	Z	泵 Pump	电机 Motor	底座 Found-ation	其它 Other	总重 Total weight
160M/L	1800	1200	600	300	970	920	570	140		250	31/37	102	20	
180M/L											45	102	20	
200L											53	102	20	
225S/M	2000	1400	700								84/101	105	20	
250M											150/170	130	20	
280S/M	2240	1600	800	320	1090	1020	600	200			225/270	135	20	
315S/M/L	2500	1800	900	350			640				300	140	20	
355S/M/L	2940	2280	760	330			670		高压电机以电机		320	145	20	
400S/M	3150	2430	810	360			700		厂家尺寸为准		420	180	20	

SLZAE80-1200型泵 Type pump

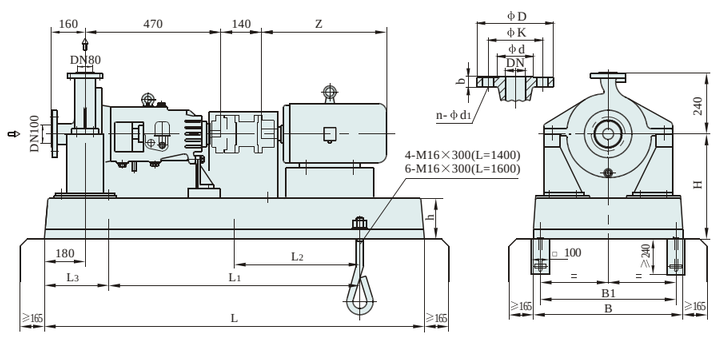

法兰尺寸 Flange dimension						
执行标准 Adopted standard GB9113.1-2000 PN5.0MPa						
名称 Name	DN	ΦD	b	ΦK	Φd	n-Φd1
进口法兰 Inlet flange	100	255	32	200	157.5	8-Φ22
出口法兰 Outlet flange	80	210	29	168.5	127	8-Φ22
执行标准 Adopted standard ANSI B16.5 CLASS 300Lb RF						
进口法兰 Inlet flange	100	254	32	200	157	8-Φ22.5
出口法兰 Outlet flange	80	209.5	28.5	168	127	8-Φ22

机座号 Foundation No.	尺寸 Dimension (mm)									近似重量 Approximate weight (kg)				
	L	L1	L2	L3	B	B1	H	h	Z	泵 Pump	电机 Motor	底座 Found-ation	其它 Other	总重 Total weight
90L	1400	940		230	530	490	430	80		100	31/37	102	20	
100L											45	102	20	
112M											53	102	20	
132S/M											84/101	105	20	
160M											150/170	130	20	
180M	1600	1060	530	270							225/270	135	20	
200L											300	140	20	

外形及安装尺寸图 External form and installation dimension drawing

SLZAE80-2160型泵 Type pump

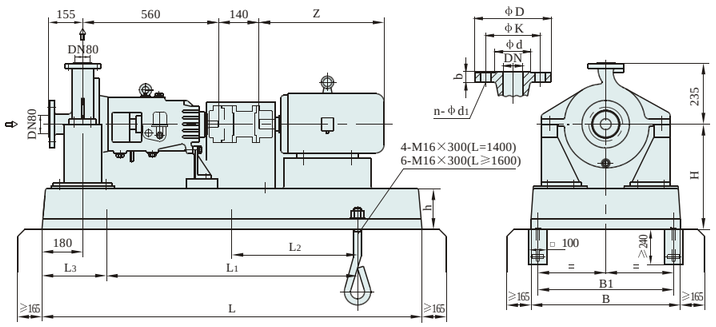

法兰尺寸 Flange dimension						
执行标准 Adopted standard GB9113.1-2000 PN5.0MPa						
名称 Name	DN	φD	b	φK	φd	n-φd1
进口法兰 Inlet flange	80	210	29	168.5	127	8-φ22
出口法兰 Outlet flange	80	210	29	168.5	127	8-φ22
执行标准 Adopted standard ANSI B16.5 CLASS 300Lb RF						
进口法兰 Inlet flange	80	209.5	28.5	168	127	8-φ22
出口法兰 Outlet flange	80	209.5	28.5	168	127	8-φ22

机座号 Foundation No.	尺寸 Dimension (mm)									近似重量 Approximate weight (kg)				
	L	L1	L2	L3	B	B1	H	h	Z	泵 Pump	电机 Motor	底座 Foundation	其它 Other	总重 Total weight
90S/L	1400	940		230	530	490	365	80		108	31/37	102	20	
100L											45	102	20	
112M											53	102	20	
132S											84/101	105	20	
160M/L	1600	1060	530	270							150/170	130	20	
180M/L											225/270	135	20	
200L	1800	1200	600	300			430	100			300	155	20	

SLZAE80-2250型泵 Type pump

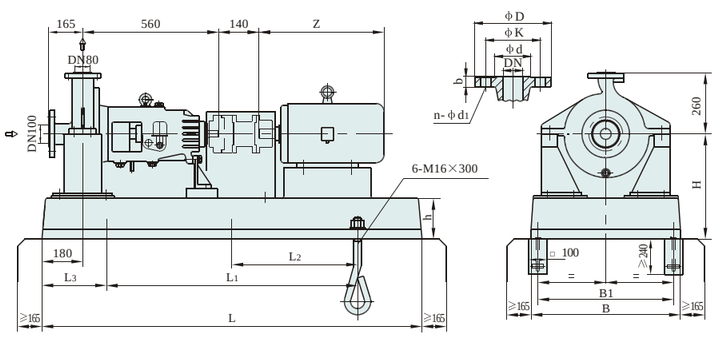

法兰尺寸 Flange dimension						
执行标准 Adopted standard GB9113.1-2000 PN5.0MPa						
名称 Name	DN	φD	b	φK	φd	n-φd1
进口法兰 Inlet flange	100	255	32	200	157.5	8-φ22
出口法兰 Outlet flange	80	210	29	168.5	127	8-φ22
执行标准 Adopted standard ANSI B16.5 CLASS 300Lb RF						
进口法兰 Inlet flange	100	254	32	200	157	8-φ22.5
出口法兰 Outlet flange	80	209.5	28.5	168	127	8-φ22

机座号 Foundation No.	尺寸 Dimension (mm)									近似重量 Approximate weight (kg)				
	L	L1	L2	L3	B	B1	H	h	Z	泵 Pump	电机 Motor	底座 Foundation	其它 Other	总重 Total weight
100L	1600	1060	530	270	600	550	450	100		130	45	102	20	
112M											53	102	20	
132S/M											84/101	105	20	
160M/L											150/170	130	20	
180M/L											225/270	135	20	
200L											300	140	20	
225M											320	145	20	
250M	1800	1200	600	300	720	670					420	180	20	
280S/M											530/585	180	20	

外形及安装尺寸图 External form and installation dimension drawing

SLZAE80-2315型泵 Type pump

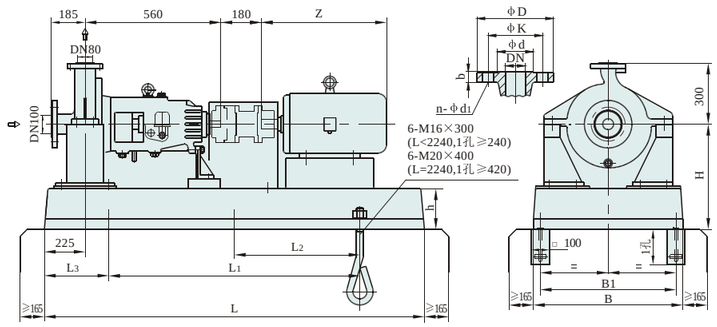

法兰尺寸 Flange dimension						
执行标准 Adopted standard GB9113.1-2000 PN5.0MPa						
名称 Name	DN	φD	b	φK	φd	n-φd1
进口法兰 Inlet flange	100	255	32	200	157.5	8-φ22
出口法兰 Outlet flange	80	210	29	168.5	127	8-φ22
执行标准 Adopted standard ANSI B16.5 CLASS 300Lb RF						
进口法兰 Inlet flange	100	254	32	200	157	8-φ22.5
出口法兰 Outlet flange	80	209.5	28.5	168	127	8-φ22

机座号 Foundation No.	尺寸 Dimension (mm)									近似重量 Approximate weight (kg)				
	L	L1	L2	L3	B	B1	H	h	Z	泵 Pump	电机 Motor	底座 Foundation	其它 Other	总重 Total weight
132S/M	1600	1060	530	270	720	670	450	100		175	84/101	130	20	
160M/L											150/170	135	20	
180M											225/270	140	20	
200L	1800	1200	600	300							300	160	20	
225M											320	165	20	
250M											420	170	20	
280S/M	2000	1400	700	300							530/585	200	20	
315S/M	2240	1600	800	320	780	730	570	140			890/980	364	20	

SLZAE80-2400型泵 Type pump

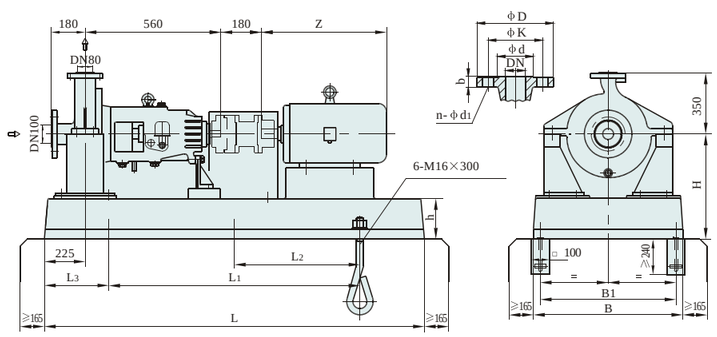

法兰尺寸 Flange dimension						
执行标准 Adopted standard GB9113.1-2000 PN5.0MPa						
名称 Name	DN	φD	b	φK	φd	n-φd1
进口法兰 Inlet flange	100	255	32	200	157.5	8-φ22
出口法兰 Outlet flange	80	210	29	168.5	127	8-φ22
执行标准 Adopted standard ANSI B16.5 CLASS 300Lb RF						
进口法兰 Inlet flange	100	254	32	200	157	8-φ22.5
出口法兰 Outlet flange	80	209.5	28.5	168	127	8-φ22

机座号 Foundation No.	尺寸 Dimension (mm)									近似重量 Approximate weight (kg)				
	L	L1	L2	L3	B	B1	H	h	Z	泵 Pump	电机 Motor	底座 Foundation	其它 Other	总重 Total weight
160M/L	1800	1200	600	300	780	730	530	100		240	120/132	135	20	
180M/L											200/220	140	20	
200L											255	145	20	
225S/M											285/320	150	20	

外形及安装尺寸图 External form and installation dimension drawing

SLZAE80-3400型泵 Type pump

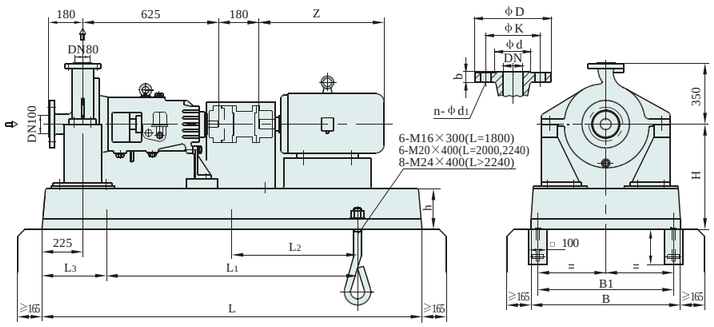

法兰尺寸 Flange dimension						
执行标准 Adopted standard GB9113.1-2000 PN5.0MPa						
名称 Name	DN	φD	b	φK	φd	n-φd1
进口法兰 Inlet flange	100	255	32	200	157.5	8-φ22
出口法兰 Outlet flange	80	210	29	168.5	127	8-φ22
执行标准 Adopted standard ANSI B16.5 CLASS 300Lb RF						
进口法兰 Inlet flange	100	254	32	200	157	8-φ22.5
出口法兰 Outlet flange	80	209.5	28.5	168	127	8-φ22

机座号 Foundation No.	尺寸 Dimension (mm)									近似重量 Approximate weight (kg)				
	L	L1	L2	L3	B	B1	H	h	Z	泵 Pump	电机 Motor	底座 Foundation	其它 Other	总重 Total weight
200L	1800	1200	600	300	780	720	530	100		272	120/132	135	20	
225S/M											200/220	140	20	
250M	2000	1400	700				570	140			255	145	20	
280S/M											285/320	150	20	
315S/M/L	2240	1600	800	320							890/980 /1110	160	20	
355S/M/L	3150	2430	810	360	1090	1020	710	200	高压电机以电机厂家尺寸为准					
400S														

SLZAE80-4450型泵 Type pump

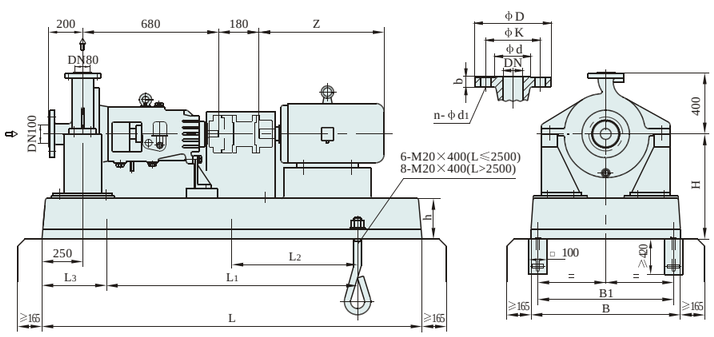

法兰尺寸 Flange dimension						
执行标准 Adopted standard GB9113.1-2000 PN5.0MPa						
名称 Name	DN	φD	b	φK	φd	n-φd1
进口法兰 Inlet flange	100	255	32	200	157.5	8-φ22
出口法兰 Outlet flange	80	210	29	168.5	127	8-φ22
执行标准 Adopted standard ANSI B16.5 CLASS 300Lb RF						
进口法兰 Inlet flange	100	254	32	200	157	8-φ22.5
出口法兰 Outlet flange	80	209.5	28.5	168	127	8-φ22

机座号 Foundation No.	尺寸 Dimension (mm)									近似重量 Approximate weight (kg)				
	L	L1	L2	L3	B	B1	H	h	Z	泵 Pump	电机 Motor	底座 Foundation	其它 Other	总重 Total weight
180M/L	1800	1200	600	300	970	920	570	140		286	192	260	20	
200L											302	260	20	
225S/M	2000	1400	700								319	260	20	
315S/M/L	2500	1800	900	350			720	180			890/980 /1110	910	20	
355S														
355M/L	2800	2100	700				700		高压电机以电机厂家尺寸为准					
400S/M	2880	2280	760	300	1000	950	700	200						
450S	3150	2430	810	360	1090	1020	750							

外形及安装尺寸图 External form and installation dimension drawing

SLZAE100-2160型泵 Type pump

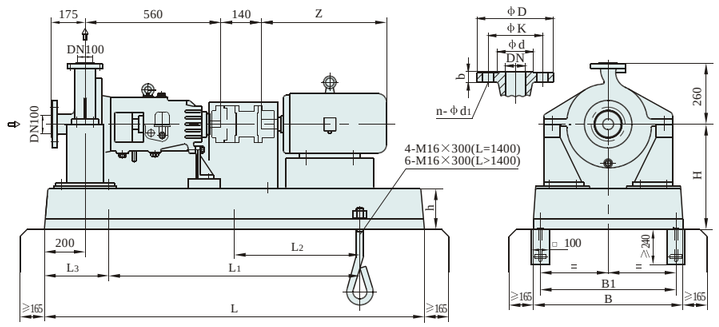

法兰尺寸 Flange dimension						
执行标准 Adopted standard GB9113.1-2000 PN5.0MPa						
名称 Name	DN	φD	b	φK	φd	n-φd1
进口法兰 Inlet flange	100	255	32	200	157.5	8-φ22
出口法兰 Outlet flange	100	255	32	200	157.5	8-φ22
执行标准 Adopted standard ANSI B16.5 CLASS 300Lb RF						
进口法兰 Inlet flange	100	254	32	200	157	8-φ22
出口法兰 Outlet flange	100	254	32	200	157	8-φ22

机座号 Foundation No.	尺寸 Dimension (mm)									近似重量 Approximate weight (kg)				
	L	L1	L2	L3	B	B1	H	h	Z	泵 Pump	电机 Motor	底座 Foundation	其它 Other	总重 Total weight
90S/L	1400	940		230	530	490	430	100		115	37	91	20	
100L											40	91	20	
112M											47	91	20	
132S											70	91	20	
160M/L	1600	1060	530	270							120/135	117	20	
180M											192	117	20	
200L											310	145	20	

SLZAE100-2200型泵 Type pump

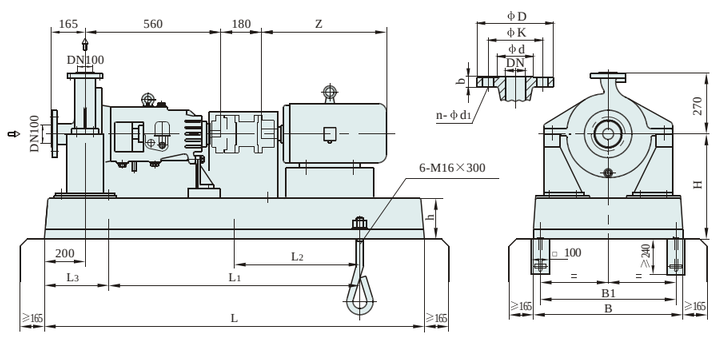

法兰尺寸 Flange dimension						
执行标准 Adopted standard GB9113.1-2000 PN5.0MPa						
名称 Name	DN	φD	b	φK	φd	n-φd1
进口法兰 Inlet flange	100	255	32	200	157.5	8-φ22
出口法兰 Outlet flange	100	255	32	200	157.5	8-φ22
执行标准 Adopted standard ANSI B16.5 CLASS 300Lb RF						
进口法兰 Inlet flange	100	254	32	200	157	8-φ22
出口法兰 Outlet flange	100	254	32	200	157	8-φ22

机座号 Foundation No.	尺寸 Dimension (mm)									近似重量 Approximate weight (kg)				
	L	L1	L2	L3	B	B1	H	h	Z	泵 Pump	电机 Motor	底座 Foundation	其它 Other	总重 Total weight
100L	1600	1060	530	270	600	550	450	100		126	35	104	20	
112M											45	104	20	
132S/M											70	104	20	
160M/L											120/135	130	20	
180M/L											192	156	20	
200L	1800	1200	600	300	720	670					310	156	20	
225M											320	130	20	
250M											420	195	20	
280S/M	2000	1400	700								530/585	221	20	

外形及安装尺寸图 External form and installation dimension drawing

SLZAE100-2250型泵 Type pump

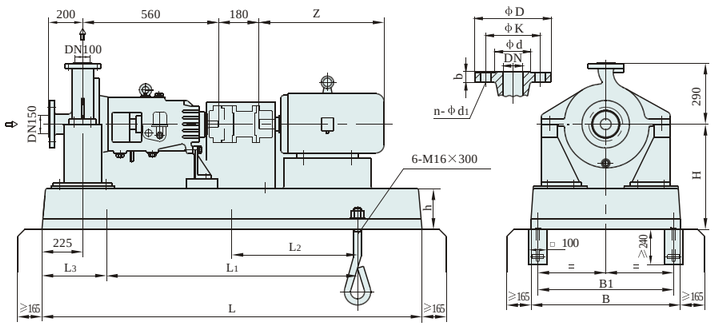

法兰尺寸 Flange dimension						
执行标准 Adopted standard GB9113.1-2000 PN5.0MPa						
名称 Name	DN	ϕD	b	ϕK	ϕd	n-ϕd1
进口法兰 Inlet flange	150	320	37	270	216	12-ϕ22
出口法兰 Outlet flange	100	255	32	200	157.5	8-ϕ22
执行标准 Adopted standard ANSI B16.5 CLASS 300Lb RF						
进口法兰 Inlet flange	150	318	36.5	270	220	12-ϕ22.5
出口法兰 Outlet flange	100	254	32	200	157	8-ϕ22.5

机座号 Foundation No.	尺寸 Dimension (mm)									近似重量 Approximate weight (kg)				
	L	L1	L2	L3	B	B1	H	h	Z	泵 Pump	电机 Motor	底座 Foundation	其它 Other	总重 Total weight
112M	1600	1060	530	270	600	550	450	100		147	45	124	20	
132S/M											70	124	20	
160M/L											120/135	124	20	
180M/L											192	145	20	
200L	1800	1200	600	300	720	670					310	145	20	
225M											320	145	20	
250M											420	195	20	
280S/M	2000	1400	700								530/585	215	20	

SLZAE100-2315型泵 Type pump

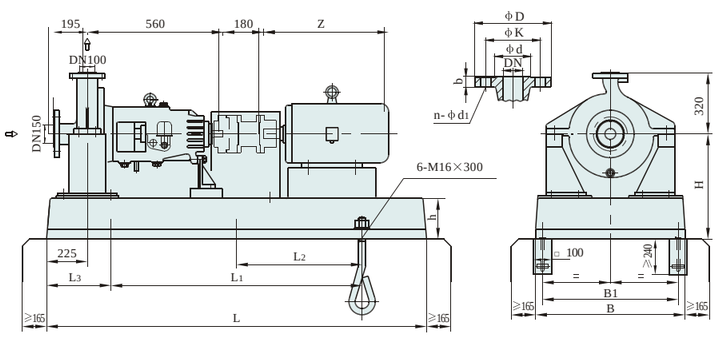

法兰尺寸 Flange dimension						
执行标准 Adopted standard GB9113.1-2000 PN5.0MPa						
名称 Name	DN	ϕD	b	ϕK	ϕd	n-ϕd1
进口法兰 Inlet flange	150	320	37	270	216	12-ϕ22
出口法兰 Outlet flange	100	255	32	200	157.5	8-ϕ22
执行标准 Adopted standard ANSI B16.5 CLASS 300Lb RF						
进口法兰 Inlet flange	150	318	36.5	270	220	12-ϕ22.5
出口法兰 Outlet flange	100	254	32	200	157	8-ϕ22.5

机座号 Foundation No.	尺寸 Dimension (mm)									近似重量 Approximate weight (kg)				
	L	L1	L2	L3	B	B1	H	h	Z	泵 Pump	电机 Motor	底座 Foundation	其它 Other	总重 Total weight
132S/M	1600	1060	530	270	720	670	450	100		192	70	117	20	
160M/L											120/135	117	20	
180M/L	1800	1200	600	300							192	117	20	
200L											310	124	20	
225M											320	124	20	

外形及安装尺寸图 External form and installation dimension drawing

SLZAE100-3315型泵 Type pump

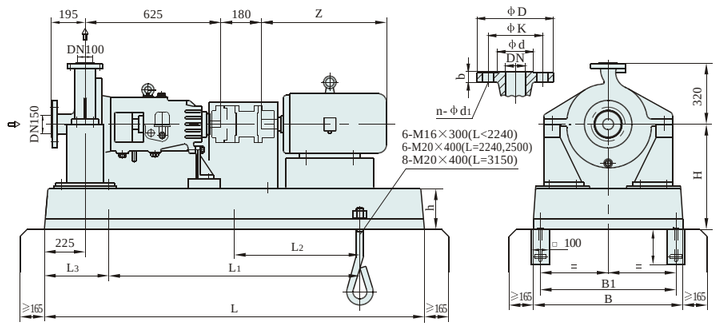

法兰尺寸 Flange dimension						
执行标准 Adopted standard GB9113.1-2000 PN5.0MPa						
名称 Name	DN	ϕD	b	ϕK	ϕd	n-ϕd1
进口法兰 Inlet flange	150	320	37	270	216	12-ϕ22
出口法兰 Outlet flange	100	255	32	200	157.5	8-ϕ22
执行标准 Adopted standard ANSI B16.5 CLASS 300Lb RF						
进口法兰 Inlet flange	150	318	36.5	270	220	12-ϕ22.5
出口法兰 Outlet flange	100	254	32	200	157	8-ϕ22.5

机座号 Foundation No.	尺寸 Dimension (mm)									近似重量 Approximate weight (kg)				
	L	L1	L2	L3	B	B1	H	h	Z	泵 Pump	电机 Motor	底座 Foundation	其它 Other	总重 Total weight
200L	1800	1200	600	300	720	670	450	100		215	302	124	20	
225S/M											319	169	20	
250M	2000	1400	700					140			422	260	20	
280S/M								100			530/582	234	20	
315S/M/L	2240	1600	800	320	780	730	570	140			890/980/1055	325	20	
355S/M/L	2500	1800	900	350	970	920	630	140	高压电机以电机厂家尺寸为准					
400S/M	3150	2430	810	360	1090	1020	710	200						

SLZAE100-3400型泵 Type pump

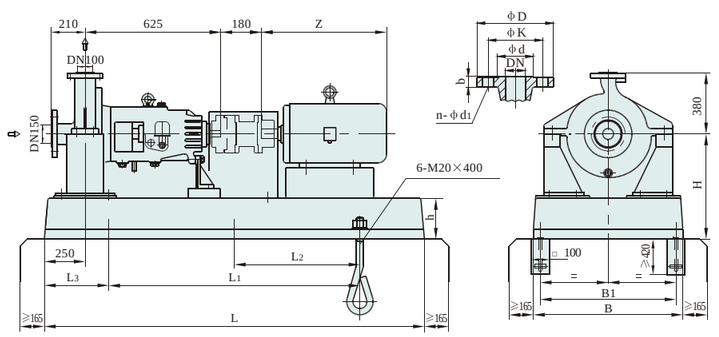

法兰尺寸 Flange dimension						
执行标准 Adopted standard GB9113.1-2000 PN5.0MPa						
名称 Name	DN	ϕD	b	ϕK	ϕd	n-ϕd1
进口法兰 Inlet flange	150	320	37	270	216	12-ϕ22
出口法兰 Outlet flange	100	255	32	200	157.5	8-ϕ22
执行标准 Adopted standard ANSI B16.5 CLASS 300Lb RF						
进口法兰 Inlet flange	150	318	36.5	270	220	12-ϕ22.5
出口法兰 Outlet flange	100	254	32	200	157	8-ϕ22.5

机座号 Foundation No.	尺寸 Dimension (mm)									近似重量 Approximate weight (kg)				
	L	L1	L2	L3	B	B1	H	h	Z	泵 Pump	电机 Motor	底座 Foundation	其它 Other	总重 Total weight
160M/L	1800	1200	600	300	970	930	570	140		294	120/135	195	20	
180M/L											192	195	20	
200L											302	195	20	
225S/M											319	195	20	
250M	2000	1400	700			920					422	234	20	
280S/M											530/582	234	20	

外形及安装尺寸图 External form and installation dimension drawing

SLZAE100-3500型泵 Type pump

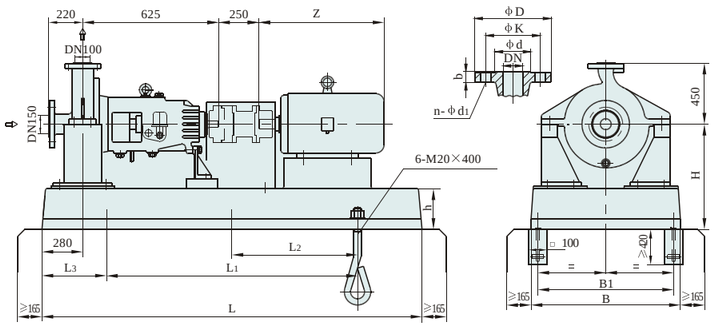

法兰尺寸 Flange dimension						
执行标准 Adopted standard GB9113.1-2000 PN5.0MPa						
名称 Name	DN	ϕD	b	ϕK	ϕd	n-ϕd1
进口法兰 Inlet flange	150	320	37	270	216	12-ϕ22
出口法兰 Outlet flange	100	255	32	200	157.5	8-ϕ22
执行标准 Adopted standard ANSI B16.5 CLASS 300Lb RF						
进口法兰 Inlet flange	150	318	36.5	270	220	12-ϕ22.5
出口法兰 Outlet flange	100	254	32	200	157	8-ϕ22.5

机座号 Foundation No.	尺寸 Dimension (mm)									近似重量 Approximate weight (kg)				
	L	L1	L2	L3	B	B1	H	h	Z	泵 Pump	电机 Motor	底座 Found-ation	其它 Other	总重 Total weight
180M/L	2000	1400	700	300	1090	1020	630	200		358	196/220	208	20	
200L	2240	1600	800	320							255	234	20	
225S/M											284/320	234	20	
250M											432	247	20	
280S/M											546/660	254	20	
3315S/M											910/1002	364	20	

SLZAE100-4400型泵 Type pump

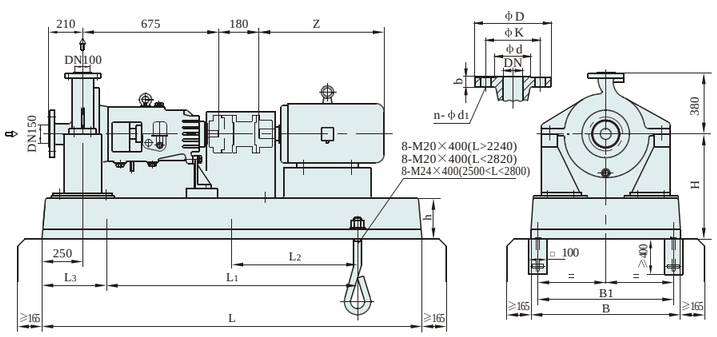

法兰尺寸 Flange dimension						
执行标准 Adopted standard GB9113.1-2000 PN5.0MPa						
名称 Name	DN	ϕD	b	ϕK	ϕd	n-ϕd1
进口法兰 Inlet flange	150	320	37	270	216	12-ϕ22
出口法兰 Outlet flange	100	255	32	200	157.5	8-ϕ22
执行标准 Adopted standard ANSI B16.5 CLASS 300Lb RF						
进口法兰 Inlet flange	150	318	36.5	270	220	12-ϕ22.5
出口法兰 Outlet flange	100	254	32	200	157	8-ϕ22.5

机座号 Foundation No.	尺寸 Dimension (mm)									近似重量 Approximate weight (kg)				
	L	L1	L2	L3	B	B1	H	h	Z	泵 Pump	电机 Motor	底座 Found-ation	其它 Other	总重 Total weight
280S/M	2240	1600	800	320	970	920	570	140		328	530/582	286	20	
315S/M											890/980	390	20	
315L	2500	1800	900	350							1110	390	20	
315S/M/L							670	200	用于380V电机		1490/1630/1900	650	20	
355S/M/L	2800	2100	700						高压电机以电机厂家尺寸为准					
400S/M	2820	2220	740	300	1000	940	600	160						

外形及安装尺寸图 External form and installation dimension drawing

SLZAE100-4450型泵 Type pump

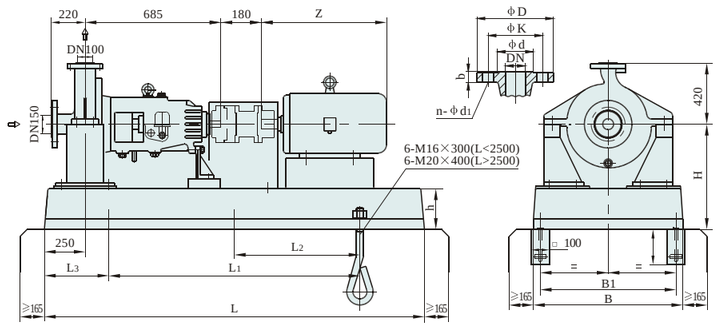

法兰尺寸 Flange dimension						
执行标准 Adopted standard GB9113.1-2000 PN5.0MPa						
名称 Name	DN	ϕD	b	ϕK	ϕd	n-ϕd1
进口法兰 Inlet flange	150	320	37	270	216	12-ϕ22
出口法兰 Outlet flange	100	255	32	200	157.5	8-ϕ22
执行标准 Adopted standard ANSI B16.5 CLASS 300Lb RF						
进口法兰 Inlet flange	150	318	36.5	270	220	12-ϕ22.5
出口法兰 Outlet flange	100	254	32	200	157	8-ϕ22.5

机座号 Foundation No.	尺寸 Dimension (mm)									近似重量 Approximate weight (kg)				
	L	L1	L2	L3	B	B1	H	h	Z	泵 Pump	电机 Motor	底座 Found-ation	其它 Other	总重 Total weight
180M/L	1800	1200	600	300	970	920	570	140		342	196/220	299	20	
200L											255	299	20	
225S/M	2000	1400	700								284/320	299	20	
250M											432	312	20	
280S/M											546/660	319	20	
315S/M/L	2500	1800	900	350			630				910/1002/1055	520	20	
355S/M/L	2800	2100	700		1090	1020		200	高压电机以电机厂家尺寸为准					
400S/M	2880	2280	760	330			720							
450S/M	3150	2430	810	360	1200	1130	760							
400	3550	2700	900	425	1090	1020	700							

SLZAE150-2200型泵 Type pump

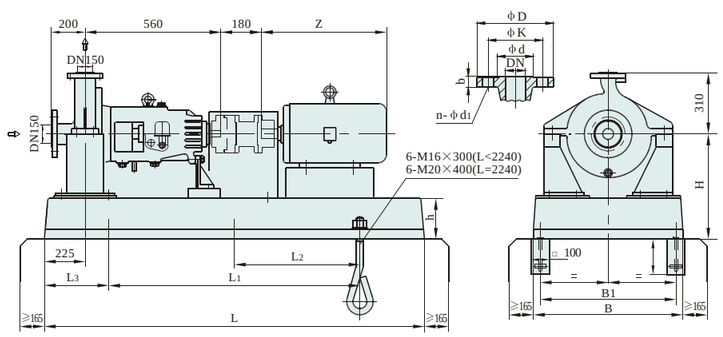

法兰尺寸 Flange dimension						
执行标准 Adopted standard GB9113.1-2000 PN5.0MPa						
名称 Name	DN	ϕD	b	ϕK	ϕd	n-ϕd1
进口法兰 Inlet flange	150	320	37	270	216	12-ϕ22
出口法兰 Outlet flange	150	320	37	270	216	12-ϕ22
执行标准 Adopted standard ANSI B16.5 CLASS 300Lb RF						
进口法兰 Inlet flange	150	318	36.5	270	220	12-ϕ22.5
出口法兰 Outlet flange	150	318	36.5	270	220	12-ϕ22.5

机座号 Foundation No.	尺寸 Dimension (mm)									近似重量 Approximate weight (kg)				
	L	L1	L2	L3	B	B1	H	h	Z	泵 Pump	电机 Motor	底座 Found-ation	其它 Other	总重 Total weight
100L	1600	1060	530	270	600	550	450	100		156	40	130	20	
112M											47	130	20	
132S/M											76	130	20	
160M/L											120/135	130	20	
180M/L											192	143	20	
200L	1800	1200	600	300	720	670					310	143	20	
225S/M											320	143	20	
250M											422	208	20	
280S/M	2000	1400	700								530/582	221	20	
315S/M	2240	1600	800	320	780	730	570	140			890/980	325	20	

外形及安装尺寸图 External form and installation dimension drawing

SLZAE150-2250型泵 Type pump

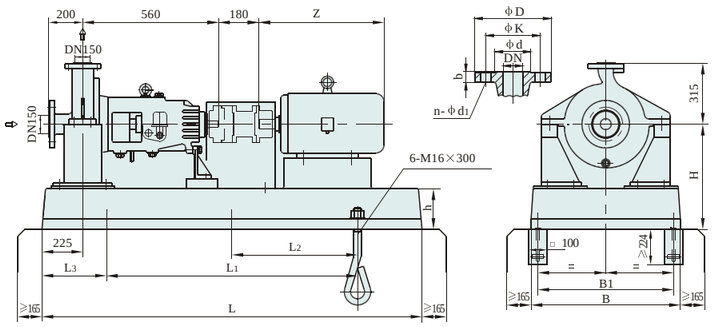

法兰尺寸 Flange dimension						
执行标准 Adopted standard GB9113.1-2000 PN5.0MPa						
名称 Name	DN	ϕD	b	ϕK	ϕd	n-ϕd1
进口法兰 Inlet flange	150	320	37	270	216	12-ϕ22
出口法兰 Outlet flange	150	320	37	270	216	12-ϕ22
执行标准 Adopted standard ANSI B16.5 CLASS 300Lb RF						
进口法兰 Inlet flange	150	318	36.5	270	220	12-ϕ22.5
出口法兰 Outlet flange	150	318	36.5	270	220	12-ϕ22.5

机座号 Foundation No.	尺寸 Dimension (mm)									近似重量 Approximate weight (kg)				
	L	L1	L2	L3	B	B1	H	h	Z	泵 Pump	电机 Motor	底座 Foundation	其它 Other	总重 Total weight
132S/M	1600	1060	530	270	720	670	450	100		190	70	145	20	
160M/L											120/135	156	20	
180M/L	1800	1200	600	300							192	156	20	
200L											310	195	20	

SLZAE150-3250型泵 Type pump

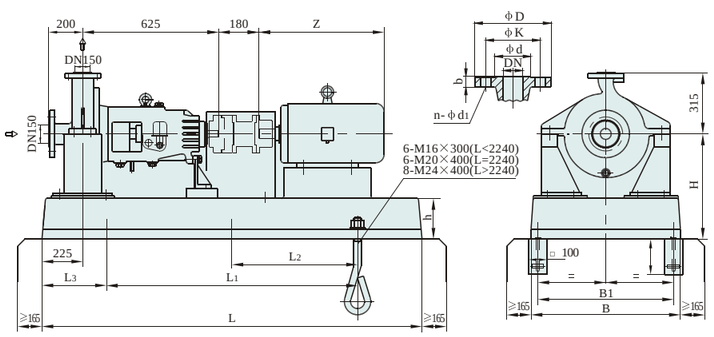

法兰尺寸 Flange dimension						
执行标准 Adopted standard GB9113.1-2000 PN5.0MPa						
名称 Name	DN	ϕD	b	ϕK	ϕd	n-ϕd1
进口法兰 Inlet flange	150	320	37	270	216	12-ϕ22
出口法兰 Outlet flange	150	320	37	270	216	12-ϕ22
执行标准 Adopted standard ANSI B16.5 CLASS 300Lb RF						
进口法兰 Inlet flange	150	318	36.5	270	220	12-ϕ22.5
出口法兰 Outlet flange	150	318	36.5	270	220	12-ϕ22.5

机座号 Foundation No.	尺寸 Dimension (mm)									近似重量 Approximate weight (kg)				
	L	L1	L2	L3	B	B1	H	h	Z	泵 Pump	电机 Motor	底座 Foundation	其它 Other	总重 Total weight
225S/M	1800	1200	600	300	720	670	450	100		215	319	195	20	
250M	2000	1400	700								422	234	20	
280S/M											530/582	293	20	
315S/M/L	2240	1600	800	320	780	730	570	140			890/980/1110	520	20	
355S/M	2800	2100	700	350	970	920	630	200	高压电机以电机厂家尺寸为准					

外形及安装尺寸图 External form and installation dimension drawing

SLZAE150-3315型泵 Type pump

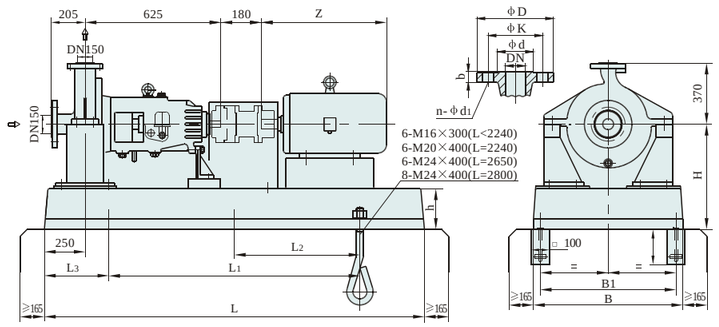

法兰尺寸 Flange dimension						
执行标准 Adopted standard GB9113.1-2000 PN5.0MPa						
名称 Name	DN	ϕD	b	ϕK	ϕd	n-ϕd1
进口法兰 Inlet flange	150	320	37	270	216	12-ϕ22
出口法兰 Outlet flange	150	320	37	270	216	12-ϕ22
执行标准 Adopted standard ANSI B16.5 CLASS 300Lb RF						
进口法兰 Inlet flange	150	318	36.5	270	220	12-ϕ22.5
出口法兰 Outlet flange	150	318	36.5	270	220	12-ϕ22.5

机座号 Foundation No.	尺寸 Dimension (mm)									近似重量 Approximate weight (kg)				
	L	L1	L2	L3	B	B1	H	h	Z	泵 Pump	电机 Motor	底座 Foundation	其它 Other	总重 Total weight
160M/L	1800	1200	600	300	720	670	530	100		240	135	195	20	
180M/L											192	195	20	
200L											290/302	195	20	
225S/M											319	195	20	
250M	2000	1400	700								422	234	20	
280M											582	234	20	
315S/M/L	2240	1600	800	320	780	730	570	140			890/980/1110	390	20	
355S/M/L	2650	1950	975	350	970	920	630	140	高压电机以电机厂家尺寸为准		1490/1630/1900	585	20	
400S	2800	2100	700	350	1090	1020	750	200			2800	585	20	

SLZAE150-3400型泵 Type pump

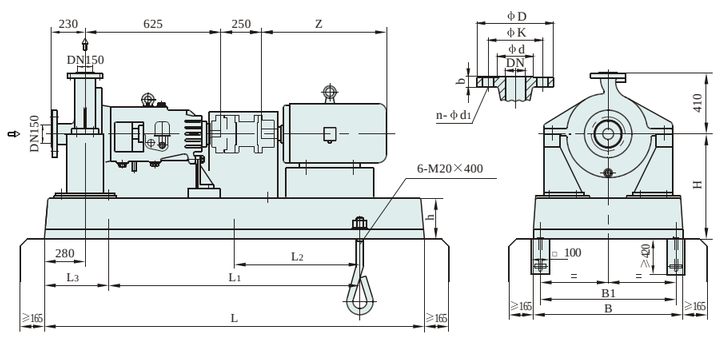

法兰尺寸 Flange dimension						
执行标准 Adopted standard GB9113.1-2000 PN5.0MPa						
名称 Name	DN	ϕD	b	ϕK	ϕd	n-ϕd1
进口法兰 Inlet flange	150	320	37	270	216	12-ϕ22
出口法兰 Outlet flange	150	320	37	270	216	12-ϕ22
执行标准 Adopted standard ANSI B16.5 CLASS 300Lb RF						
进口法兰 Inlet flange	150	318	36.5	270	220	12-ϕ22.5
出口法兰 Outlet flange	150	318	36.5	270	220	12-ϕ22.5

机座号 Foundation No.	尺寸 Dimension (mm)									近似重量 Approximate weight (kg)				
	L	L1	L2	L3	B	B1	H	h	Z	泵 Pump	电机 Motor	底座 Foundation	其它 Other	总重 Total weight
225S/M	2000	1400	700	300	970	920	570	140		317	192	204	20	
250M											302	247	20	
280S/M											319	247	20	
315S/M/L											422	254	20	
355S/M	2240	1600	800	320							530/582	273	20	

外形及安装尺寸图 External form and installation dimension drawing

SLZAE150-3500型泵 Type pump

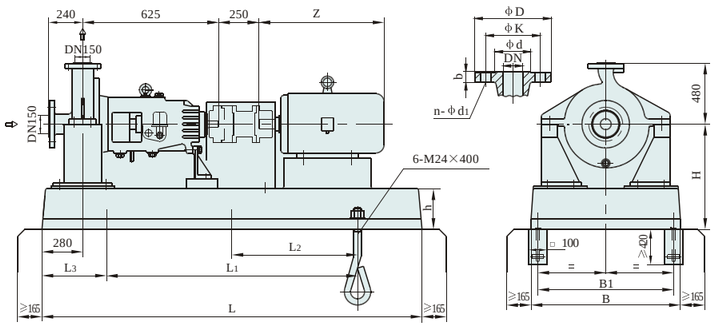

法兰尺寸 Flange dimension						
执行标准 Adopted standard GB9113.1-2000 PN5.0MPa						
名称 Name	DN	ΦD	b	ΦK	Φd	n-Φd1
进口法兰 Inlet flange	150	320	37	270	216	12-Φ22
出口法兰 Outlet flange	150	320	37	270	216	12-Φ22
执行标准 Adopted standard ANSI B16.5 CLASS 300Lb RF						
进口法兰 Inlet flange	150	318	36.5	270	220	12-Φ22.5
出口法兰 Outlet flange	150	318	36.5	270	220	12-Φ22.5

机座号 Foundation No.	尺寸 Dimension (mm)									近似重量 Approximate weight (kg)				
	L	L1	L2	L3	B	B1	H	h	Z	泵 Pump	电机 Motor	底座 Found-ation	其它 Other	总重 Total weight
200L	2000	1400	700	300	1090	1020	630	200		385	302	247	20	
225S/M											319	351	20	
250M											422	371	20	
280S/M	2240	1600	800	320							530/582	358	20	
315S/M/L											890/980 /1110	455	20	

SLZAE150-4400型泵 Type pump

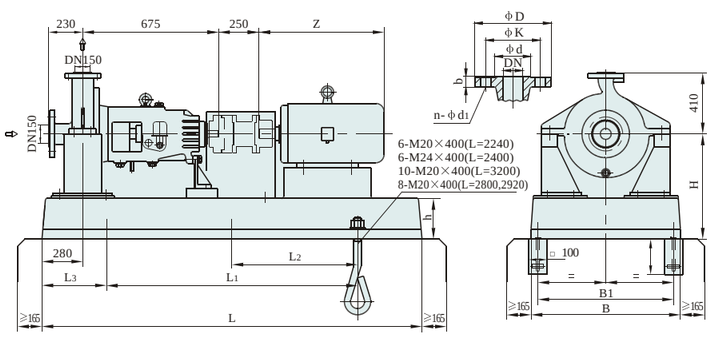

法兰尺寸 Flange dimension						
执行标准 Adopted standard GB9113.1-2000 PN5.0MPa						
名称 Name	DN	ΦD	b	ΦK	Φd	n-Φd1
进口法兰 Inlet flange	150	320	37	270	216	12-Φ22
出口法兰 Outlet flange	150	320	37	270	216	12-Φ22
执行标准 Adopted standard ANSI B16.5 CLASS 300Lb RF						
进口法兰 Inlet flange	150	318	36.5	270	220	12-Φ22.5
出口法兰 Outlet flange	150	318	36.5	270	220	12-Φ22.5

机座号 Foundation No.	尺寸 Dimension (mm)									近似重量 Approximate weight (kg)				
	L	L1	L2	L3	B	B1	H	h	Z	泵 Pump	电机 Motor	底座 Found-ation	其它 Other	总重 Total weight
280S/M	2240	1600	800	320	970	920	140	140		351	530/582	286	20	
315S/M											890/980	520	20	
315L	2400	1700	850	350							1110	650	20	
355S/M/L	2800	2100	700				180	180	用于380V电机		1490/1630 /1900	780	20	
355S/M/L	3200	2560	640	320					用于6KV电机		2010/2160 /2260	780	20	
400S	2920	2280	760		1100	1050	200	200	高压电机以电机厂家尺寸为准		2800	975	20	
400M						1040		220			2990	975	20	
450S							220				3090	975	20	

外形及安装尺寸图 External form and installation dimension drawing

SLZAE150-4560型泵 Type pump

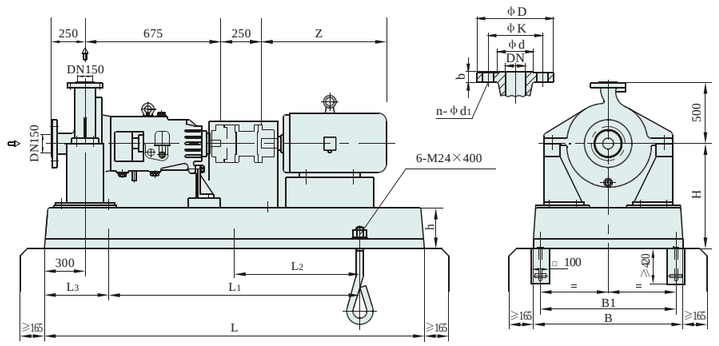

法兰尺寸 Flange dimension						
执行标准 Adopted standard GB9113.1-2000 PN5.0MPa						
名称 Name	DN	ΦD	b	ΦK	Φd	n-Φd1
进口法兰 Inlet flange	150	320	37	270	216	12-Φ22
出口法兰 Outlet flange	150	320	37	270	216	12-Φ22
执行标准 Adopted standard ANSI B16.5 CLASS 300Lb RF						
进口法兰 Inlet flange	150	318	36.5	270	220	12-Φ22.5
出口法兰 Outlet flange	150	318	36.5	270	220	12-Φ22.5

机座号 Foundation No.	尺寸 Dimension (mm)									近似重量 Approximate weight (kg)				
	L	L1	L2	L3	B	B1	H	h	Z	泵 Pump	电机 Motor	底座 Found-ation	其它 Other	总重 Total weight
280S/M	2240	1600	800	320	1200	1130	630	200		525	530/582	351	20	
315S/M											890/980	455	20	
315L	2500	1800	900	350							1110	455	20	

SLZAE150-4630型泵 Type pump

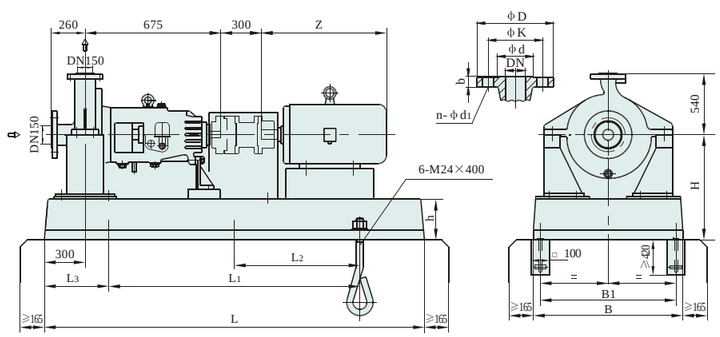

法兰尺寸 Flange dimension						
执行标准 Adopted standard GB9113.1-2000 PN5.0MPa						
名称 Name	DN	ΦD	b	ΦK	Φd	n-Φd1
进口法兰 Inlet flange	150	320	37	270	216	12-Φ22
出口法兰 Outlet flange	150	320	37	270	216	12-Φ22
执行标准 Adopted standard ANSI B16.5 CLASS 300Lb RF						
进口法兰 Inlet flange	150	318	36.5	270	220	12-Φ22.5
出口法兰 Outlet flange	150	318	36.5	270	220	12-Φ22.5

机座号 Foundation No.	尺寸 Dimension (mm)									近似重量 Approximate weight (kg)				
	L	L1	L2	L3	B	B1	H	h	Z	泵 Pump	电机 Motor	底座 Found-ation	其它 Other	总重 Total weight
250M	2500	1800	900	350	1200	1130	670	200		656	422	650	20	
280S/M											530/582	650	20	
315S/M/L	2650	1950	975								890/980 /1110	910	20	

外形及安装尺寸图 External form and installation dimension drawing

SLZAE150-5450型泵 Type pump

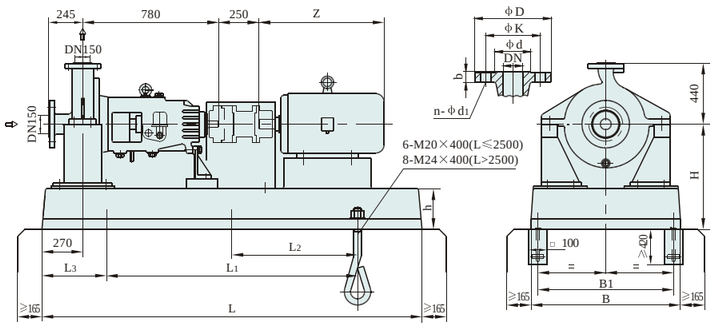

法兰尺寸 Flange dimension						
执行标准 Adopted standard GB9113.1-2000 PN5.0MPa						
名称 Name	DN	φD	b	φK	φd	n-φd1
进口法兰 Inlet flange	150	320	37	270	216	12-φ22
出口法兰 Outlet flange	150	320	37	270	216	12-φ22
执行标准 Adopted standard ANSI B16.5 CLASS 300Lb RF						
进口法兰 Inlet flange	150	318	36.5	270	220	12-φ22.5
出口法兰 Outlet flange	150	318	36.5	270	220	12-φ22.5

机座号 Foundation No.	尺寸 Dimension (mm)									近似重量 Approximate weight (kg)				
	L	L1	L2	L3	B	B1	H	h	Z	泵 Pump	电机 Motor	底座 Foundation	其它 Other	总重 Total weight
180M/L	2240	1600	800	320	970	920	570	140		365	192	202	20	
200L											302	247	20	
225S/M											319	351	20	
250M											422	371	20	
280S/M	2500	1800	900	350							530/582	358	20	
315S/M/L	2800	2100	700				630	200			890/980/1110	455	20	
355S/M/L	3150	2430	810	360			670	220	高压电机以电机厂家尺寸为准					
400S/M					1090	1020	760							
450S							820							

SLZAE200-3250型泵 Type pump

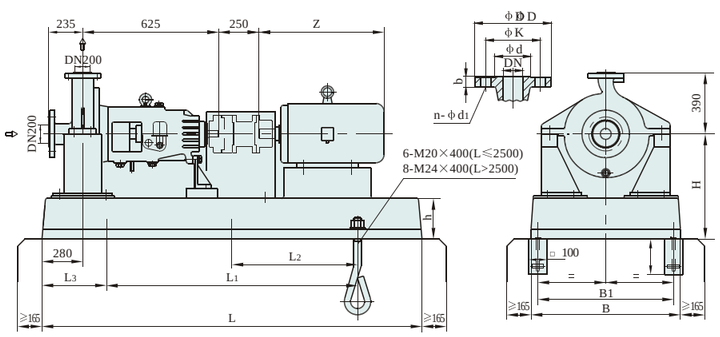

法兰尺寸 Flange dimension						
执行标准 Adopted standard GB9113.1-2000 PN5.0MPa						
名称 Name	DN	φD	b	φK	φd	n-φd1
进口法兰 Inlet flange	200	380	415	330	270	12-φ26
出口法兰 Outlet flange	200	380	415	330	270	12-φ26
执行标准 Adopted standard ANSI B16.5 CLASS 300Lb RF						
进口法兰 Inlet flange	200	381	41.1	330.5	270	12-φ25.5
出口法兰 Outlet flange	200	381	41.1	330.5	270	12-φ25.5

机座号 Foundation No.	尺寸 Dimension (mm)									近似重量 Approximate weight (kg)				
	L	L1	L2	L3	B	B1	H	h	Z	泵 Pump	电机 Motor	底座 Foundation	其它 Other	总重 Total weight
160M/L	1800	1200	600	300	780	730	530	100		242	135	195	20	
180M/L											192	195	20	
200L	2000	1400	700				570	140			302	221	20	
225S/M											319	221	20	
250M											422	221	20	
280S/M	2240	1600	800	320							530/582	299	20	
315S/M											890/980	455	20	
315L	2500	1800	900	350							1110	455	20	
400S/M	3150	2430	810	360	1090	1020	700	200	高压电机以电机厂家尺寸为准					

外形及安装尺寸图 External form and installation dimension drawing

SLZAE200-3315型泵 Type pump

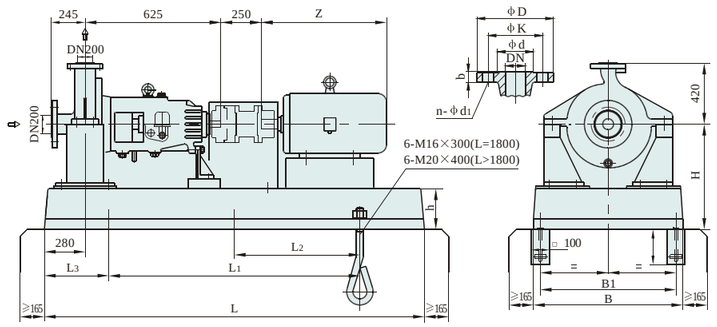

法兰尺寸 Flange dimension						
执行标准 Adopted standard GB9113.1-2000 PN5.0MPa						
名称 Name	DN	φD	b	φK	φd	n-φd1
进口法兰 Inlet flange	200	380	415	330	270	12-φ26
出口法兰 Outlet flange	200	380	415	330	270	12-φ26
执行标准 Adopted standard ANSI B16.5 CLASS 300Lb RF						
进口法兰 Inlet flange	200	381	41.1	330.5	270	12-φ25.5
出口法兰 Outlet flange	200	381	41.1	330.5	270	12-φ25.5

机座号 Foundation No.	尺寸 Dimension (mm)									近似重量 Approximate weight (kg)				
	L	L1	L2	L3	B	B1	H	h	Z	泵 Pump	电机 Motor	底座 Foundation	其它 Other	总重 Total weight
160M/L	1800	1200	600	300	780	730	530	100		290	135	234	20	
180M/L											192	234	20	
200L	2000	1400	700								302	247	20	
225S/M											319	247	20	
250M							570	140			422	286	20	
280S/M	2240	1600	800	320							530/582	312	20	

SLZAE200-3400型泵 Type pump

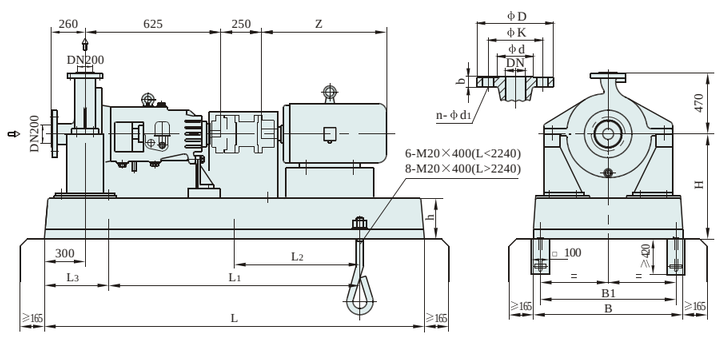

法兰尺寸 Flange dimension						
执行标准 Adopted standard GB9113.1-2000 PN5.0MPa						
名称 Name	DN	φD	b	φK	φd	n-φd1
进口法兰 Inlet flange	200	380	415	330	270	12-φ26
出口法兰 Outlet flange	200	380	415	330	270	12-φ26
执行标准 Adopted standard ANSI B16.5 CLASS 300Lb RF						
进口法兰 Inlet flange	200	381	41.1	330.5	270	12-φ25.5
出口法兰 Outlet flange	200	381	41.1	330.5	270	12-φ25.5

机座号 Foundation No.	尺寸 Dimension (mm)									近似重量 Approximate weight (kg)				
	L	L1	L2	L3	B	B1	H	h	Z	泵 Pump	电机 Motor	底座 Foundation	其它 Other	总重 Total weight
200L	2000	1400	700	300	970	920	570	140		362	302	286	20	
225S/M											319	286	20	
250M											422	299	20	
280S/M	2240	1600	800	320							530/582	312	20	
315S/M											890/980	455	20	

外形及安装尺寸图 External form and installation dimension drawing

SLZAE200-4315型泵 Type pump

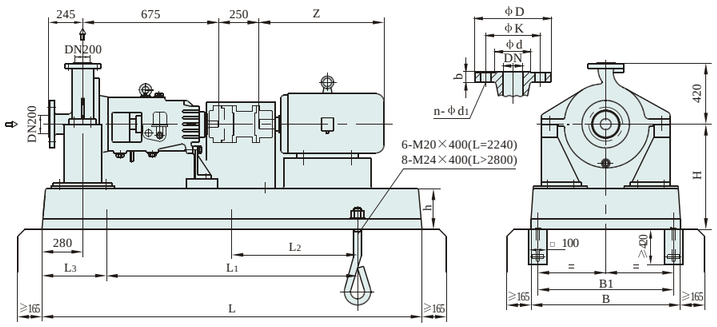

法兰尺寸 Flange dimension						
执行标准 Adopted standard GB9113.1-2000 PN5.0MPa						
名称 Name	DN	ΦD	b	ΦK	Φd	n-Φd1
进口法兰 Inlet flange	200	380	415	330	270	12-Φ26
出口法兰 Outlet flange	200	380	415	330	270	12-Φ26
执行标准 Adopted standard ANSI B16.5 CLASS 300Lb RF						
进口法兰 Inlet flange	200	381	41.1	330.5	270	12-Φ25.5
出口法兰 Outlet flange	200	381	41.1	330.5	270	12-Φ25.5

机座号 Foundation No.	尺寸 Dimension (mm)									近似重量 Approximate weight (kg)				
	L	L1	L2	L3	B	B1	H	h	Z	泵 Pump	电机 Motor	底座 Foundation	其它 Other	总重 Total weight
280S/M	2240	1600	800	300	780	730	570	140		319	530/582	299	20	
315S/M											890/980	520	20	
315L	2800	2100	700	350	970	920	600	200			1110	650	20	
355S/M/L									高压电机以电机厂家尺寸为准					
400S							645							
450S	3150	2430	810	360	1090	1020	760							

SLZAE200-4500型泵 Type pump

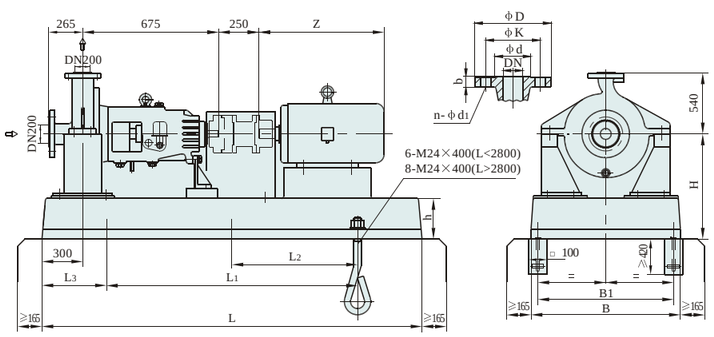

法兰尺寸 Flange dimension						
执行标准 Adopted standard GB9113.1-2000 PN5.0MPa						
名称 Name	DN	ΦD	b	ΦK	Φd	n-Φd1
进口法兰 Inlet flange	200	380	415	330	270	12-Φ26
出口法兰 Outlet flange	200	380	415	330	270	12-Φ26
执行标准 Adopted standard ANSI B16.5 CLASS 300Lb RF						
进口法兰 Inlet flange	200	381	41.1	330.5	270	12-Φ25.5
出口法兰 Outlet flange	200	381	41.1	330.5	270	12-Φ25.5

机座号 Foundation No.	尺寸 Dimension (mm)									近似重量 Approximate weight (kg)				
	L	L1	L2	L3	B	B1	H	h	Z	泵 Pump	电机 Motor	底座 Foundation	其它 Other	总重 Total weight
225S/M	2000	1400	700	300	1090	1020	700	200		484	319	286	20	
250M	2240	1600	800	320							422	325	20	
280S/M											530/582	325	20	
315S/M											890/980	390	20	
315L	2800	2100	700	350							1110	390	20	
355S/M/L	3150	2430	810	360			630		高压电机以电机厂家尺寸为准					
400S/M														

外形及安装尺寸图 External form and installation dimension drawing

SLZAE200-5400型泵 Type pump

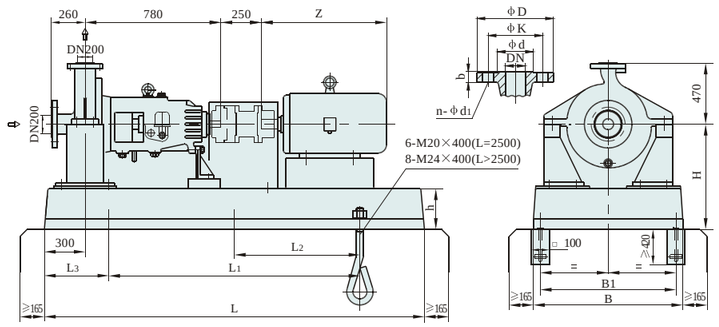

法兰尺寸 Flange dimension						
执行标准 Adopted standard GB9113.1-2000 PN5.0MPa						
名称 Name	DN	ΦD	b	ΦK	Φd	n-Φd1
进口法兰 Inlet flange	200	380	415	330	270	12-Φ26
出口法兰 Outlet flange	200	380	415	330	270	12-Φ26
执行标准 Adopted standard ANSI B16.5 CLASS 300Lb RF						
进口法兰 Inlet flange	200	381	41.1	330.5	270	12-Φ25.5
出口法兰 Outlet flange	200	381	41.1	330.5	270	12-Φ25.5

机座号 Foundation No.	尺寸 Dimension (mm)									近似重量 Approximate weight (kg)				
	L	L1	L2	L3	B	B1	H	h	Z	泵 Pump	电机 Motor	底座 Foundation	其它 Other	总重 Total weight
280S/M	2500	1800	900	350	970	920	57	140		452	530/582	377	20	
315S/M/L											890/980 /1110	520	20	
355S/M/L	2800	2100	700	350										
400S/M	3070	2430	810	320	1090	1020	760	200	高压电机以电机厂家尺寸为准					
450S							780							
450M	3200	2550	850	325										

SLZAE200-5560型泵 Type pump

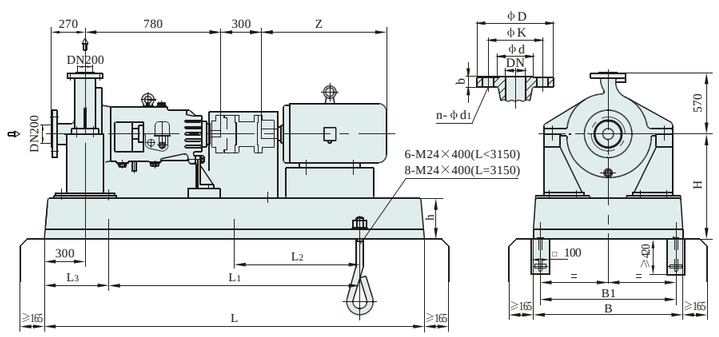

法兰尺寸 Flange dimension						
执行标准 Adopted standard GB9113.1-2000 PN5.0MPa						
名称 Name	DN	ΦD	b	ΦK	Φd	n-Φd1
进口法兰 Inlet flange	200	380	415	330	270	12-Φ26
出口法兰 Outlet flange	200	380	415	330	270	12-Φ26
执行标准 Adopted standard ANSI B16.5 CLASS 300Lb RF						
进口法兰 Inlet flange	200	381	41.1	330.5	270	12-Φ25.5
出口法兰 Outlet flange	200	381	41.1	330.5	270	12-Φ25.5

机座号 Foundation No.	尺寸 Dimension (mm)									近似重量 Approximate weight (kg)				
	L	L1	L2	L3	B	B1	H	h	Z	泵 Pump	电机 Motor	底座 Foundation	其它 Other	总重 Total weight
250M	2500	1800	900	350	1200	1130	670	200		640	422	403	20	
280S/M	2650	1950	975								530/582	403	20	
315S/M/L											890/980 /1110	650	20	
355S/M/L	3150	2430	810	360					高压电机以电机厂家尺寸为准					
400S/M							700							

外形及安装尺寸图 External form and installation dimension drawing

SLZAE200-5630型泵 Type pump

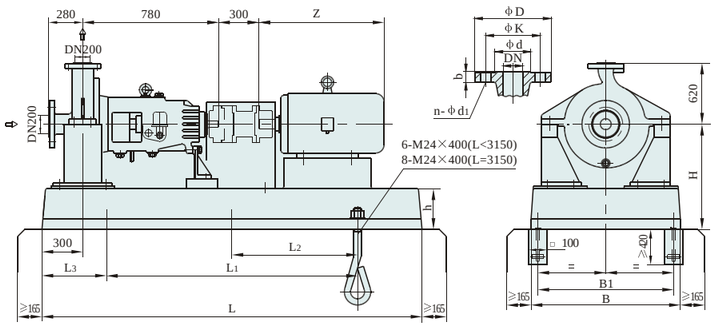

法兰尺寸 Flange dimension						
执行标准 Adopted standard GB9113.1-2000 PN5.0MPa						
名称 Name	DN	φD	b	φK	φd	n-φd1
进口法兰 Inlet flange	200	380	415	330	270	12-φ26
出口法兰 Outlet flange	200	380	415	330	270	12-φ26
执行标准 Adopted standard ANSI B16.5 CLASS 300Lb RF						
进口法兰 Inlet flange	200	381	41.1	330.5	270	12-φ25.5
出口法兰 Outlet flange	200	381	41.1	330.5	270	12-φ25.5

机座号 Foundation No.	尺寸 Dimension (mm)									近似重量 Approximate weight (kg)				
	L	L1	L2	L3	B	B1	H	h	Z	泵 Pump	电机 Motor	底座 Found-ation	其它 Other	总重 Total weight
250M	2500	1800	900	350	1200	1130	710	200		720	422	520	20	
280S/M	2650	1950	975								530/582	520	20	
315S/M							670				890/980	650	20	
315L							710				1110	780	20	
355S/M/L	3150	2430	810	360					高压电机以电机厂家尺寸为准					
400S/M	3020	2400	800	310	1260	1190		220						
450S/M	3550	2700	900	425	1200	1130	800							

SLZAE200-6450型泵 Type pump

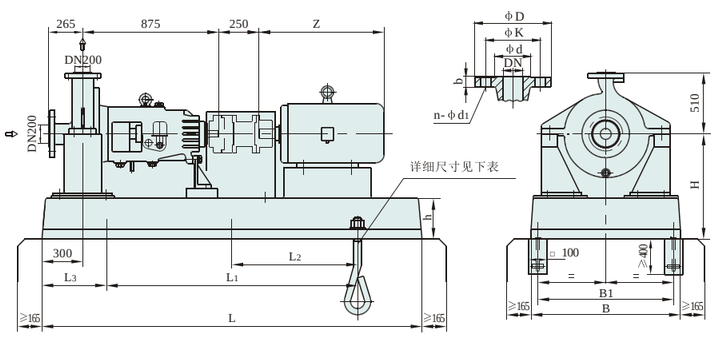

法兰尺寸 Flange dimension						
执行标准 Adopted standard GB9113.1-2000 PN5.0MPa						
名称 Name	DN	φD	b	φK	φd	n-φd1
进口法兰 Inlet flange	200	380	415	330	270	12-φ26
出口法兰 Outlet flange	200	380	415	330	270	12-φ26
执行标准 Adopted standard ANSI B16.5 CLASS 300Lb RF						
进口法兰 Inlet flange	200	381	41.1	330.5	270	12-φ25.5
出口法兰 Outlet flange	200	381	41.1	330.5	270	12-φ25.5

机座号 Foundation No.	尺寸 Dimension (mm)									近似重量 Approximate weight (kg)				
	L	L1	L2	L3	B	B1	H	h	Z	泵 Pump	电机 Motor	底座 Found-ation	其它 Other	总重 Total weight
225S/M	2500	1800	90	350	1090	1020	630	200	6-M20×400	465	319	390	20	
250M											422	390	20	
280S/M											530/582	390	20	
315S/M/L	2800	2100	700	350	1200	1130	670		8-M24×400		890/980 /1110	455	20	
355S/M/L	3150	2430	810	360										
400S/M	3550	2700	900	425			760	250						
450S/M	3600	3040	760	280			845	200	10-M24×400					
500	4000	3200	800	400	1460	1390	920	250						
560S/M	3550	2800	700	375					10-M24×400 南阳电机厂 YB电机					
630S							1040							

外形及安装尺寸图 External form and installation dimension drawing

SLZAE250-3315型泵 Type pump

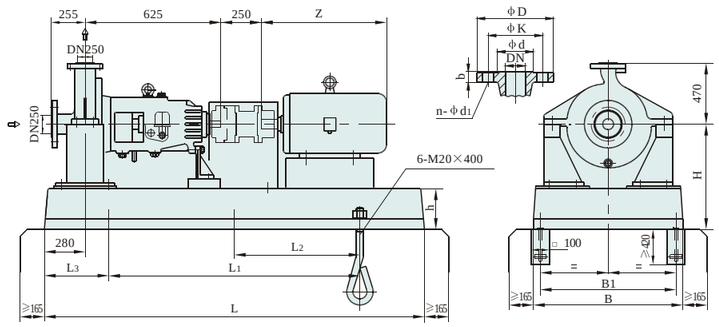

法兰尺寸 Flange dimension						
执行标准 Adopted standard GB9113.1-2000 PN5.0MPa						
名称 Name	DN	φD	b	φK	φd	n-φd1
进口法兰 Inlet flange	250	445	48	387.5	324	16-φ29.5
出口法兰 Outlet flange	250	445	48	387.5	324	16-φ29.5
执行标准 Adopted standard ANSI B16.5 CLASS 300Lb RF						
进口法兰 Inlet flange	250	444.5	47.7	387.3	323.8	16-φ28.5
出口法兰 Outlet flange	250	444.5	47.7	387.3	323.8	16-φ28.5

机座号 Foundation No.	尺寸 Dimension (mm)									近似重量 Approximate weight (kg)				
	L	L1	L2	L3	B	B1	H	h	Z	泵 Pump	电机 Motor	底座 Found-ation	其它 Other	总重 Total weight
180M/L	2000	1400	700	300	970	920	570	140		349	192	260	20	
200L											302	299	20	
225S/M											319	273	20	
250M											422	273	20	
280S/M	2240	1600	800	320							582	325	20	

SLZAE250-4400型泵 Type pump

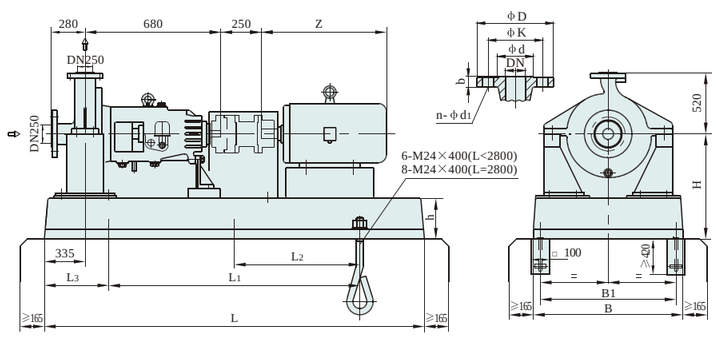

法兰尺寸 Flange dimension						
执行标准 Adopted standard GB9113.1-2000 PN5.0MPa						
名称 Name	DN	φD	b	φK	φd	n-φd1
进口法兰 Inlet flange	250	445	48	387.5	324	16-φ29.5
出口法兰 Outlet flange	250	445	48	387.5	324	16-φ29.5
执行标准 Adopted standard ANSI B16.5 CLASS 300Lb RF						
进口法兰 Inlet flange	250	444.5	47.7	387.3	323.8	16-φ28.5
出口法兰 Outlet flange	250	444.5	47.7	387.3	323.8	16-φ28.5

机座号 Foundation No.	尺寸 Dimension (mm)									近似重量 Approximate weight (kg)				
	L	L1	L2	L3	B	B1	H	h	Z	泵 Pump	电机 Motor	底座 Found-ation	其它 Other	总重 Total weight
225S/M	2240	1600	800	320	970	920	640	140		480	319	260	20	
250M											422	299	20	
280S/M											582	299	20	
315S/M/L	2500	1800	900	350							890/980 /1110	390	20	
355S/M/L	3150	2430	800	360			700	200	高压电机以电机厂家尺寸为准					

外形及安装尺寸图 External form and installation dimension drawing

SLZAE250-5500型泵 Type pump

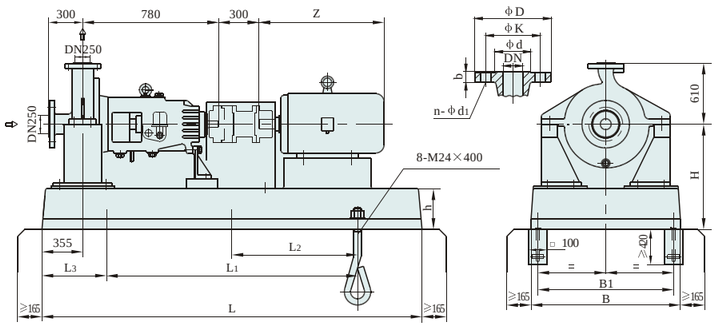

法兰尺寸 Flange dimension						
执行标准 Adopted standard GB9113.1-2000 PN5.0MPa						
名称 Name	DN	ΦD	b	ΦK	Φd	n-Φd1
进口法兰 Inlet flange	250	445	48	387.5	324	16-Φ29.5
出口法兰 Outlet flange	250	445	48	387.5	324	16-Φ29.5
执行标准 Adopted standard ANSI B16.5 CLASS 300Lb RF						
进口法兰 Inlet flange	250	444.5	47.7	387.3	323.8	16-Φ28.5
出口法兰 Outlet flange	250	444.5	47.7	387.3	323.8	16-Φ28.5

机座号 Foundation No.	尺寸 Dimension (mm)									近似重量 Approximate weight (kg)				
	L	L1	L2	L3	B	B1	H	h	Z	泵 Pump	电机 Motor	底座 Found-ation	其它 Other	总重 Total weight
280S/M	2800	2100	700	350	1200	1130	670	200		667	319	260	20	
315S/M/L											422	299	20	
355S/M/L	3150	2430	810	360					高压电机以电机厂家尺寸为准					
400S/M	3550	2700	900	425			750	220						
450S/M							800							

SLZAE250-5560型泵 Type pump

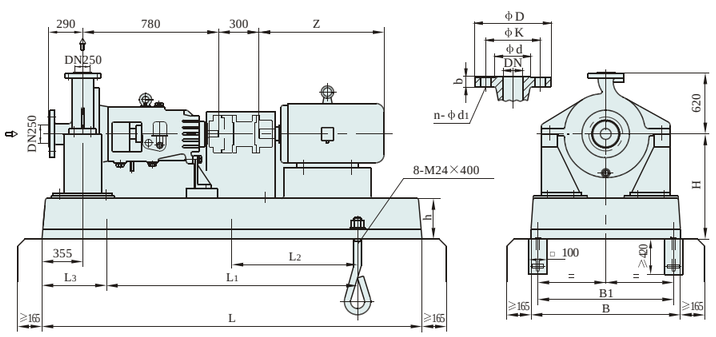

法兰尺寸 Flange dimension						
执行标准 Adopted standard GB9113.1-2000 PN5.0MPa						
名称 Name	DN	ΦD	b	ΦK	Φd	n-Φd1
进口法兰 Inlet flange	250	445	48	387.5	324	16-Φ29.5
出口法兰 Outlet flange	250	445	48	387.5	324	16-Φ29.5
执行标准 Adopted standard ANSI B16.5 CLASS 300Lb RF						
进口法兰 Inlet flange	250	444.5	47.7	387.3	323.8	16-Φ28.5
出口法兰 Outlet flange	250	444.5	47.7	387.3	323.8	16-Φ28.5

机座号 Foundation No.	尺寸 Dimension (mm)									近似重量 Approximate weight (kg)				
	L	L1	L2	L3	B	B1	H	h	Z	泵 Pump	电机 Motor	底座 Found-ation	其它 Other	总重 Total weight
280S/M	2800	2100	700	350	1200	1130	670	200		739	582	520	20	
315S/M/L											890/980 /1110	520	20	
355S/M/L	3150	2430	810	360			710		高压电机以电机厂家尺寸为准					
400S/M	3200	2400	800	400	1460	1390	690	250						
450S/M	3550	2700	900	425	1200	1130	800	220						

外形及安装尺寸图 External form and installation dimension drawing

SLZAE250-6630型泵 Type pump

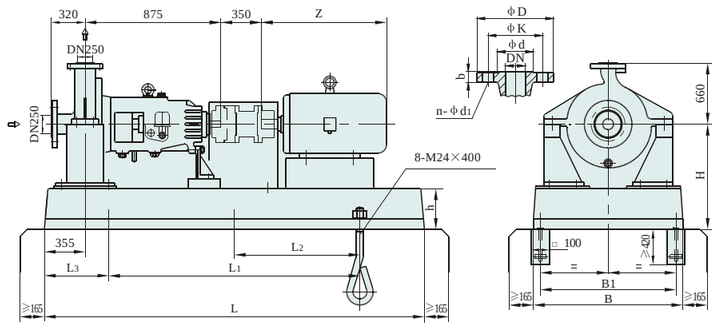

法兰尺寸 Flange dimension						
执行标准 Adopted standard GB9113.1-2000 PN5.0MPa						
名称 Name	DN	ΦD	b	ΦK	Φd	n-Φd1
进口法兰 Inlet flange	250	445	48	387.5	324	16-Φ29.5
出口法兰 Outlet flange	250	445	48	387.5	324	16-Φ29.5
执行标准 Adopted standard ANSI B16.5 CLASS 300Lb RF						
进口法兰 Inlet flange	250	444.5	47.7	387.3	323.8	16-Φ28.5
出口法兰 Outlet flange	250	444.5	47.7	387.3	323.8	16-Φ28.5

机座号 Foundation No.	尺寸 Dimension (mm)									近似重量 Approximate weight (kg)				
	L	L1	L2	L3	B	B1	H	h	Z	泵 Pump	电机 Motor	底座 Found-ation	其它 Other	总重 Total weight
315S/M/L	3150	2430	810	360	1460	1390	710	200		954	890/980 /1110	650	20	
355S/M/L	3330	2430	810	450					高压电机以电机厂家尺寸为准					
400S/M														
450S/M	3550	2700	900	425			800							

SLZAE300-4400型泵 Type pump

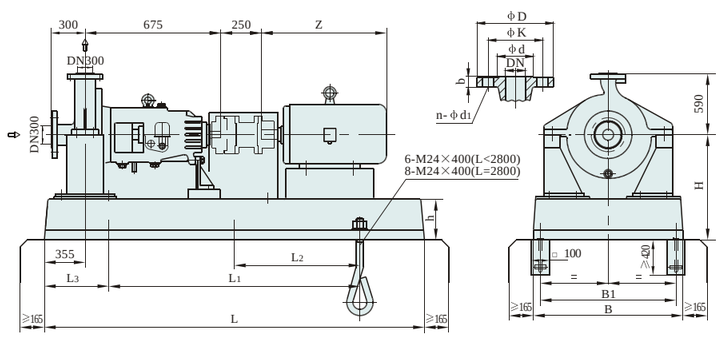

法兰尺寸 Flange dimension						
执行标准 Adopted standard GB9113.1-2000 PN5.0MPa						
名称 Name	DN	ΦD	b	ΦK	Φd	n-Φd1
进口法兰 Inlet flange	300	520	51	451	381	16-Φ32.5
出口法兰 Outlet flange	300	520	51	451	381	16-Φ32.5
执行标准 Adopted standard ANSI B16.5 CLASS 300Lb RF						
进口法兰 Inlet flange	300	520.7	50.8	450.8	381	16-Φ32
出口法兰 Outlet flange	300	520.7	50.8	450.8	381	16-Φ32

机座号 Foundation No.	尺寸 Dimension (mm)									近似重量 Approximate weight (kg)				
	L	L1	L2	L3	B	B1	H	h	Z	泵 Pump	电机 Motor	底座 Found-ation	其它 Other	总重 Total weight
280S/M	2240	1600	800	320	1090	1020	710	200		551	582	312	20	
315S/M	2500	1800	900	350							980	390	20	
315L	2800	2100	700								1110	390	20	
355S/M/L	3150	2430	810	360					高压电机以电机厂家尺寸为准					

外形及安装尺寸图 External form and installation dimension drawing

SLZAE300-5500型泵 Type pump

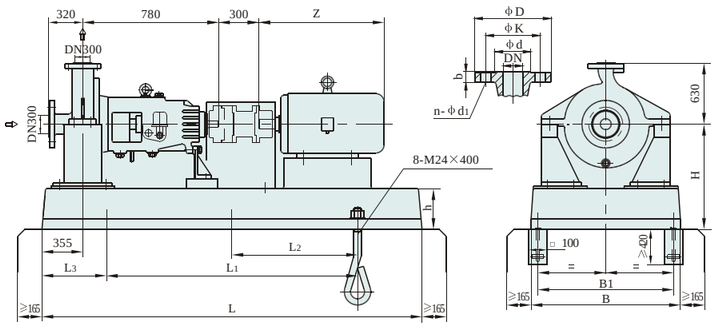

法兰尺寸 Flange dimension						
执行标准 Adopted standard GB9113.1-2000 PN5.0MPa						
名称 Name	DN	φD	b	φK	φd	n-φd1
进口法兰 Inlet flange	300	520	51	451	381	16-φ32.5
出口法兰 Outlet flange	300	520	51	451	381	16-φ32.5
执行标准 Adopted standard ANSI B16.5 CLASS 300Lb RF						
进口法兰 Inlet flange	300	520.7	50.8	450.8	381	16-φ32
出口法兰 Outlet flange	300	520.7	50.8	450.8	381	16-φ32

机座号 Foundation No.	尺寸 Dimension (mm)									近似重量 Approximate weight (kg)				
	L	L1	L2	L3	B	B1	H	h	Z	泵 Pump	电机 Motor	底座 Found-ation	其它 Other	总重 Total weight
315S/M/L	2800	2100	700	350	1200	1130	670	200		745	890/980 /1110	650	20	
355S/M/L	3150	2430	810	360					高压电机以电机厂家尺寸为准					
400S/M	3350	2610	870	370			750	250						
450S/M	3550	2700	900	425			800							

SLZAE300-6560型泵 Type pump

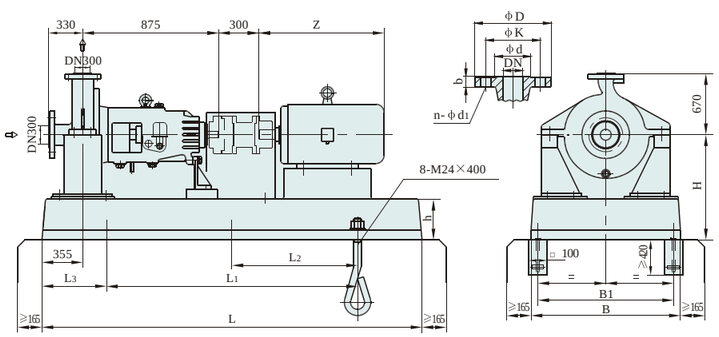

法兰尺寸 Flange dimension						
执行标准 Adopted standard GB9113.1-2000 PN5.0MPa						
名称 Name	DN	φD	b	φK	φd	n-φd1
进口法兰 Inlet flange	300	520	51	451	381	16-φ32.5
出口法兰 Outlet flange	300	520	51	451	381	16-φ32.5
执行标准 Adopted standard ANSI B16.5 CLASS 300Lb RF						
进口法兰 Inlet flange	300	520.7	50.8	450.8	381	16-φ32
出口法兰 Outlet flange	300	520.7	50.8	450.8	381	16-φ32

机座号 Foundation No.	尺寸 Dimension (mm)									近似重量 Approximate weight (kg)				
	L	L1	L2	L3	B	B1	H	h	Z	泵 Pump	电机 Motor	底座 Found-ation	其它 Other	总重 Total weight
315S/M/L	2800	2100	700	350	1460	1390	750	200		937	890/980 /1110	780	20	
355S/M/L	3150	2430	810	360					高压电机以电机厂家尺寸为准					
400S/M	3550	2700	900	425				220						
450S/M							800							

外形及安装尺寸图 External form and installation dimension drawing

SLZAE300-6630型泵 Type pump

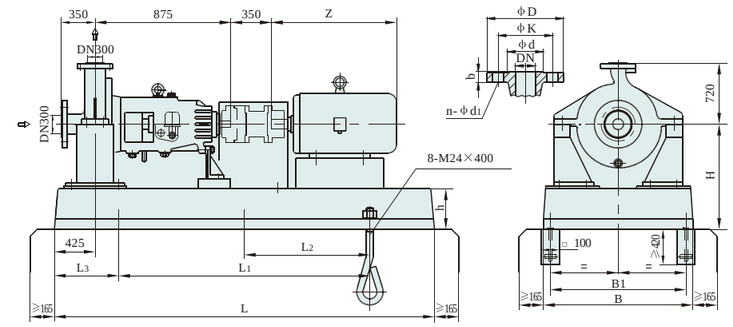

法兰尺寸 Flange dimension						
执行标准 Adopted standard GB9113.1-2000 PN5.0MPa						
名称 Name	DN	φD	b	φK	φd	n-φd1
进口法兰 Inlet flange	300	520	51	451	381	16-φ32.5
出口法兰 Outlet flange	300	520	51	451	381	16-φ32.5
执行标准 Adopted standard ANSI B16.5 CLASS 300Lb RF						
进口法兰 Inlet flange	300	520.7	50.8	450.8	381	16-φ32
出口法兰 Outlet flange	300	520.7	50.8	450.8	381	16-φ32

机座号 Foundation No.	尺寸 Dimension (mm)									近似重量 Approximate weight (kg)				
	L	L1	L2	L3	B	B1	H	h	Z	泵 Pump	电机 Motor	底座 Found-ation	其它 Other	总重 Total weight
315S/M/L	3150	2430	810	360	1460	1390	750	200		1056	890/980 /1110	910	20	
355S/M/L	3550	2700	900	425				220	高压电机以电机厂家尺寸为准					
400S/M														
450S	3350	2610	870	370	1500	1430	800	250						
450M	3550	2700	900	425										

SLZAE400-6500型泵 Type pump

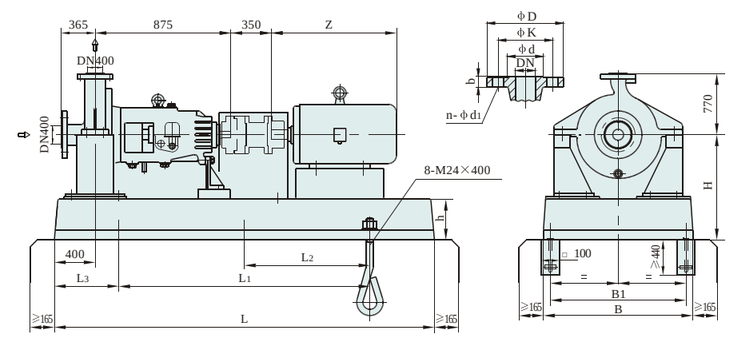

法兰尺寸 Flange dimension						
执行标准 Adopted standard GB9113.1-2000 PN5.0MPa						
名称 Name	DN	φD	b	φK	φd	n-φd1
进口法兰 Inlet flange	400	650	57.5	571.5	470	20-φ32.5
出口法兰 Outlet flange	400	650	57.5	571.5	470	20-φ32.5
执行标准 Adopted standard ANSI B16.5 CLASS 300Lb RF						
进口法兰 Inlet flange	400	647.7	57.2	571.5	470	20-φ35
出口法兰 Outlet flange	400	647.7	57.2	571.5	470	20-φ35

机座号 Foundation No.	尺寸 Dimension (mm)									近似重量 Approximate weight (kg)				
	L	L1	L2	L3	B	B1	H	h	Z	泵 Pump	电机 Motor	底座 Found-ation	其它 Other	总重 Total weight
315S/M/L	3150	2430	810	360	1460	1390	750	200		937	890/980 /1110	715	20	
355S/M/L	3550	2700	900	425					高压电机以电机厂家尺寸为准					
400S/M								220						
450S/M							800							

外形及安装尺寸图 External form and installation dimension drawing

SLZAE400-6560型泵 Type pump

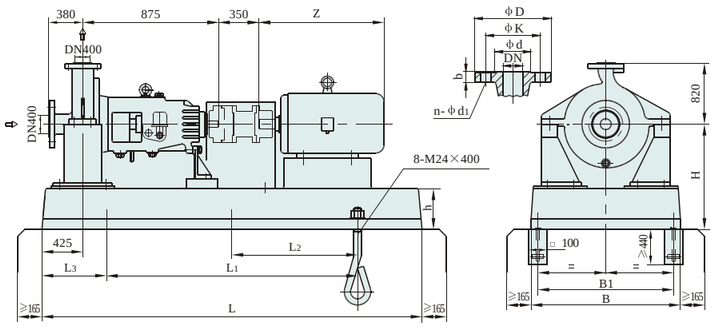

法兰尺寸 Flange dimension						
执行标准 Adopted standard GB9113.1-2000 PN5.0MPa						
名称 Name	DN	φD	b	φK	φd	n-φd1
进口法兰 Inlet flange	400	650	57.5	571.5	470	20-φ32.5
出口法兰 Outlet flange	400	650	57.5	571.5	470	20-φ32.5
执行标准 Adopted standard ANSI B16.5 CLASS 300Lb RF						
进口法兰 Inlet flange	400	647.7	57.2	571.5	470	20-φ35
出口法兰 Outlet flange	400	647.7	57.2	571.5	470	20-φ35

机座号 Foundation No.	尺寸 Dimension (mm)									近似重量 Approximate weight (kg)				
	L	L1	L2	L3	B	B1	H	h	Z	泵 Pump	电机 Motor	底座 Found-ation	其它 Other	总重 Total weight
315S/M/L	3150	2430	810	360	1460	1390	750	200		1224	890/980 /1110	1040	20	
355S/M/L	3550	2700	900	425					高压电机以电机厂家尺寸为准					
400S/M								220						
450S/M							800							

SLZAE400-7630型泵 Type pump

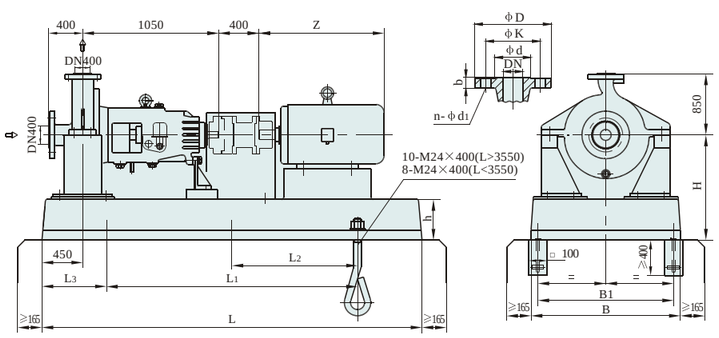

法兰尺寸 Flange dimension						
执行标准 Adopted standard GB9113.1-2000 PN5.0MPa						
名称 Name	DN	φD	b	φK	φd	n-φd1
进口法兰 Inlet flange	400	650	57.5	571.5	470	20-φ32.5
出口法兰 Outlet flange	400	650	57.5	571.5	470	20-φ32.5
执行标准 Adopted standard ANSI B16.5 CLASS 300Lb RF						
进口法兰 Inlet flange	400	647.7	57.2	571.5	470	20-φ35
出口法兰 Outlet flange	400	647.7	57.2	571.5	470	20-φ35

机座号 Foundation No.	尺寸 Dimension (mm)									近似重量 Approximate weight (kg)				
	L	L1	L2	L3	B	B1	H	h	Z	泵 Pump	电机 Motor	底座 Found-ation	其它 Other	总重 Total weight
315S/M/L	3350	2550	850	400			800	220		1536	890/980 /1110	1300	20	
355S/M/L	3550	2700	900	425					高压电机以电机厂家尺寸为准					
400S/M	4000	3200	800	400				280						
450S/M														
500	4500	3600	900	450	1600	1530	910							

管口载荷 Loading of pipe orifice

泵吸入、吐出法兰容许承受的力和力矩按照API610（第十版）表4，泵可以承受2倍于表中载荷而不影响泵和密封的运转（见API610（第十版）5.5节）。（见SLZA、SLZAE、SLZAF、SLZAO系列管口载荷表）：

Allowed force and torque at suction and discharge are in accordance with table 4 in 10th version of API610, pump can bear 2 times of the load listed in the table without any bad effect to pump and seal operation(refer to Section 5.5 in 10th version of API610) (LOAD LIST OF SLZA,SLZAE, SLZAF,SLZAO)

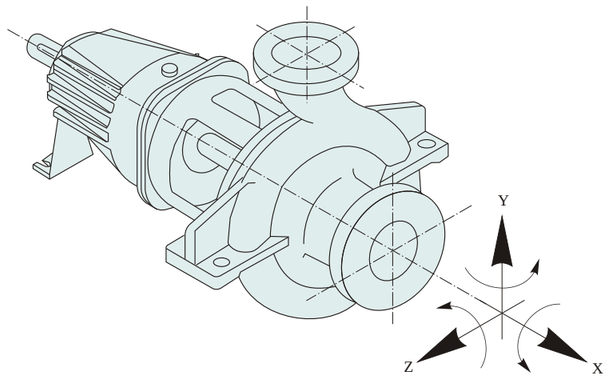

SLZA、SLZAE、SLZAO系列管口载荷表 Pipe orifice loading list of SLZA, SLZAE, SLZAO

泵型号 Model	吐出法兰 Discharge flange							吸入法兰 Suction flange						
	口径 Size (mm)	力 Force (N)			力矩 Torque (Nm)			口径 Size (mm)	力 Force (N)			力矩 Torque (Nm)		
		Fx	Fy	Fz	Mx	My	Mz		Fx	Fy	Fz	Mx	My	Mz
25-200	25	±710	+450 -890	±580	±460	±350	±230	40	±890	±580	±710	±460	±350	±230
40-160 40-200 40-250 40-315	40	±710	+450 -890	±580	±460	±350	±230	80	±1330	±890	±1070	±950	±720	±470
50-160 50-200 50-250	50	±710	+450 -890	±580	±460	±350	±230	80	±1330	±890	±1070	±950	±720	±470
50-315 50-400 50-450								100	±1780	±1160	±1420	±1330	±1000	±680
80-160 80-200 80-250 80-315 80-400 80-450	80	±1070	+670 -1330	±890	±950	±720	±470	100	±1780	±1160	±1420	±1330	±1000	±680

泵型号 Model	吐出法兰 Discharge flange							吸入法兰 Suction flange						
	口径 Size (mm)	力 Force (N)			力矩 Torque (Nm)			口径 Size (mm)	力 Force (N)			力矩 Torque (Nm)		
		Fx	Fy	Fz	Mx	My	Mz		Fx	Fy	Fz	Mx	My	Mz
100-160 100-200	100	±1420	+890 -1780	±1160	±1330	±1000	±680	100	±1780	±1160	±1420	±1330	±1000	±680
100-250 100-315 100-400 100-450 100-500								150	±3110	±2050	±2490	±2300	±1760	±1180
150-200 150-250 150-315 150-400 150-450 150-500 150-560 150-630	150	±2490	+1560 -3110	±2050	±2300	±1760	±1180	150	±3110	±2050	±2490	±2300	±1760	±1180
200-250 200-315 200-400 200-450 200-500 200-560 200-630	200	±3780	+2360 -4890	±3110	±3530	±2580	±1760	200	±4890	±3110	±3780	±3530	±2580	±1760
250-315 250-400 250-500 250-560 250-630	250	±5340	+3340 -6670	±4450	±5020	±3800	±2440	250	±6670	±4450	±5340	±5020	±3800	±2440
300-400 300-500 300-560 300-630	300	±6670	+4090 -8010	±5340	±6100	±4610	±2980	300	±8010	±5340	±6670	±6100	±4610	±2980
400-500 400-560 400-630	400	±8450	+5340 -10230	±6670	±7320	±5420	±3660	400	±10230	±6670	±8450	±7320	±5420	±3660

SLZAF系列管口载荷表 Pipe orifice loading list of SLZAF

泵型号 Model	吐出法兰 Discharge flange							吸入法兰 Suction flange						
	口径 Size (mm)	力 Force (N)			力矩 Torque (Nm)			口径 Size (mm)	力 Force (N)			力矩 Torque (Nm)		
		Fx	Fy	Fz	Mx	My	Mz		Fx	Fy	Fz	Mx	My	Mz
40-200 40-250 40-315	40	±1420	+900 -1780	±1160	±920	±700	±460	80	±2660	±1780	±2140	±1900	±1440	±940
50-200 50-250	50	±1420	+900 -1780	±1160	±920	±700	±460	80	±2660	±1780	±2140	±1900	±1440	±940
50-315 50-400								100	±3560	±2320	±2840	±2660	±2000	±1360
80-200 80-250 80-315 80-400	80	±2140	+1340 -2660	±1780	±1900	±1440	±940	100	±3560	±2320	±2840	±2660	±2000	±1360
100-200	100	±2840	+1780 -3560	±2320	±2660	±2000	±1360	100	±3560	±2320	±2840	±2660	±2000	±1360
100-250 100-315 100-400 100-500								150	±6200	±4100	±4980	±4600	±3520	±2360
150-200 150-250 150-315 150-400 150-500 150-560 150-630	150	±4980	+3120 -6220	±4100	±4600	±3520	±2360	150	±6200	±4100	±4980	±4600	±3520	±2360
200-250 200-315 200-400 200-500 200-560 200-630	200	±7560	+4720 -9780	±6220	±7060	±5160	±3520	200	±9780	±6220	±7560	±7060	±5160	±3520
250-315 250-400 250-500 250-560 250-630	250	±10680	+6680 -13340	±8900	±10040	±7600	±4880	250	±13340	±8900	±10680	±10040	±7600	±4880
300-400 300-500 300-560 300-630	300	±13340	+8180 -10620	±10680	±12200	±9220	±5960	300	±16020	±10680	±13340	±12200	±9220	±5960
400-500 400-560	400	±16900	+10680 -20460	±13340	±14640	±10840	±7320	400	±20460	±13340	±16900	±14640	±10840	±7320

泵体材料介质适应表 Table of the pump casing materials suitable for the media

符号说明 Symbol meaning

符号 symbol	说明(耐蚀情况，腐蚀率、毫米/年) Notice(about corrosion resisting, corrosive rate:mm/year)	
A	优良，<0.05	Excellet,<0.05
B	良好，<0.05～0.5	Good,<0.05～0.5
C	可用，但腐蚀较重，0.5～1.5	Use, but severe corrosive, 0.5～1.5
D	不适用，腐蚀严重，>1.5	Unsuitable, severe corrosive,>1.5
*	可能产生应力腐蚀破裂	Possibly to produce stress corroded cracking
△	溶液或介质变色	Color change with solution or medium
ø	可能产生晶间腐蚀	Possibly to form corrosion between crystals
∞	可能产生孔蚀	Possibly to produce hole corrosion

铸铁和低碳钢泵适应介质表
Table of the media sutable to both cast iron and low carbon steel made pumps

介质名称 Medium name	浓度 Concentration (%)	温度 Temperature (℃) 25	50	80	100
过氧化氢(双氧水) Hydrogen peroxide	10	B	B	B	B
	20～40	D			
氨 水 Ammonia	<30	A	B	B	B
	40	A			
甲 醇 Methanol	<100	B	B	B	B
	100	A	A	A	A
乙 醇 Ethanol	<100	A	A	A	
	100	A	A	A	A
丙 醇 Propyl alcohol		A	A	A	A
丁 醇 Butanol		A	A	A	A
		B(120)			
甲 醛 Ormaldehyde	10～30	D			
	40～50	C			
	80～90			D	D
	100	A	A	A	A
乙 醛 Acetaldehyde	10	C	C		
	100	A	A	A	
丙 醛 Propionic aldehyde		A	A		
丁 醛 Butyric aldehyde		A	A	A	A
(二)甲醚 Dimethyl ether		B	B	B	B
丙 酮 Acetone	<100	B			
	100	A	A	A	A
		A(120)			
甲 烷 Methane		A	A	A	A
		A(120)			

介质名称 Medium name	浓度 Concentration (%)	温度 Temperature (℃) 25	50	80	100
乙 烷 Elayl		A	A	A	A
		A(120)			
乙 烯 Ethane		A	A	A	A
丙 烷 Propane		A	A	A	A
		A(120)			
丁 烷 Tetrane		A	A	A	A
汽油(高辛烷值) Gasoline(high octane value)		B	B	B	
汽油(喷汽机燃料) Gasoline(fuel for oil sprayer)		B	B	B	
汽油 (含H_2S) Gasoline(containing H_2S)		B			
汽油(含HCL，SO_2，H_2O) Gasoline(containing HCL, SO_2, H_2O)		C	C		
煤 油 Coal oil		B	B	B	B
三乙醇胺 Triethanolamine		B	B	B	B
植物油 Vegetable oil	100	A	A	A	A
		A	D		
	90	D	产生催化 Producing catalyze		
豆油 Soy bean oil		B	B		
玉米油 Corn oil		B	B	B	
棉籽油 Cottonseed oil		B	B	B	
饮用水 Drinking water		B	B	B	
高纯水 High pure water		A			
		A	A		
海 水 Sea water	流 速 Flowrate				
	<1.5m/s	B			
	>1.5m/s	D	D		
水 PH=7 Water PH=7		C	C	C	C

介质名称 Medium name	浓度 Concentration (%)	温度 Temperature (℃) 25	50	80	100
水 PH<7 Water PH<7		D			
水 PH>7 Water PH>7		A	B		
硫 酸 Sulphuric acid	<65	D	D		
	65～75	C	C	D	D
	75～100①	B	C	D	D

介质名称 Medium name	浓度 Concentration (%)	温度 Temperature (℃) 25	50	80	100
	100	B	B	C	
铬 酸 Chromic acid	<25	D			
	30～80	B			
	100	A			
硼 酸 Boratic acid	<10	C	C	C	C
		C(120)			
	>10	D		D	
70～90%硫酸+硝酸 70～90% sulphuric acid+nitric acid		A			
氢氧化钠 Sodium hydroxide	<30②	A	B	B	B*
		D*(200)			
	30～40	A	B	B	C
	50～60	B	B	D	D
		D*(200)			
	80	B	D	D	D
	90			D	D
	100	B		D	
		D*(370)			
氢化铵 Ammonium hydride	<10	C	D		
	10～99	D	D		
	100	B			
硫酸钠(PH>7) Sodium sulphate(PH>7)		B	B	B	B
硝酸钠 Sodium nitrate	<90	A	A	B	C
	100	A	A	A	A
		B(120)			
碳酸钠 Sodium carbonate		A	A	A	A
氯化钠(含氧) Solidum chloride (containing oxygen)	10	D③	C	C	D
	20～30	C			D
	100	A			
氰化钠 Sodium cyanide	10	A	A	A	A
		A(120)			
	20～90	A	A	A	A

介质名称 Medium name	浓度 Concentration (%)	温度 Temperature (℃) 25	50	80	100
氢氟酸 (不含氧) Hydrofluoric acid (containing no oxygen)	<70	D	D		
	70～90	C			
	100	B	B		
氢氟酸 (含氧) Hydrofluoric acid (containing oxygen)	<70	B	B		
	70～90	C			

介质名称 Medium name	浓度 Concentration (%)	温度 Temperature (℃) 25	50	80	100
	100	A	A	A	A
		B(120)			
碳酸氢钠 Sodium bicarbonate	<100	B	B	B	B
	100	C			
硅酸钠 Sodium silicate		B	B	B	B
		B(120)			
柠檬酸钠 Sodium citrate	10	D			
	100	A			
硫酸钾△ Potassium sulphate△	10～20	B	B	B	D③
		D			
	100	A			
硝酸钾 Potassium nitrate	<90	B	B	B	B
	100	A	A	A	A
		A(120)			
氟化钾 Potassium fluoride	20	B	B	B	
	100	A	B	B	B
氰化钾 Potassium cyanide	<50	C④	C	C	C
	60～70			C	C
	80～90	B			C
	100	B	B	B	B
		C(120)			
重铬酸钾 Heavy Potassium chromate	<60	B	B	B	B
		B	120		
	100	B	B	B	B
高锰酸钾 Potassium permanganate	<100	B	B	B	C
	100	B			
氯化钙 Lime chloride	10	A	A	A	A
		A(120)			
	20～70	B	B	C	D
	100	A	A	A	A
		A(120)			
氟化钙 Calcium fluoride	90	C			
	100	B	B	B	B

注：①高转速泵、阀，以用高铬镍不锈钢为好。铸铁优于碳钢，可用于 80～100℃以下。②铸铁不耐 100℃。③铸铁为 C。④铸铁为 D。
Note: ①It is better to use the high Cr-Ni stainless steel for the pump and valve of a high rotating speed.Cast iron is better than carbon steel. May be used below 80～100℃.
②Cast iron does not withstand 100℃. ③Cast iron to be C. ④Cast iron to be D.

铬18镍19不锈钢(304，304L)泵适应介质表

Table of the media suitable to the pump made of cr18ni9 stainless steel(304,304L)

介质名称 Medium name	浓度 Concentration (%)	温度 Temperature(℃) 25	50	80	100
无机酸 Inorganic acid					
硫酸*(不充气) Shlphuric acid* (without gas filled)	<5	B	D		
	10～80	D	D		
	90	B	D		
	100	B	C		D
硫酸*(充气) Shlphuric acid* (gas filled)	<20	C	D		
	30～60	D	D		
	70～80	C	D		
	90～100	B	C	D	D
发烟硫酸 Fuming sulphuric acid		D			
硝 酸 Nitric acid	<30	A	A	A	A
		C(120)		D(150)	
	40～60				
	70				
盐 酸 Chlorhydric acid		D			
磷 酸 Phosphoric acid	<5	B	B	B	B
		B(沸点) B(Boiling point)			
	10	B	D	D	D
		D(沸点) D(Boiling point)			
	10～85	D			
氢氧酸(不充气)*∞ Hydrofluoric acid (without gas filled)*∞	<100	D			
	100	B	D		
氢氟酸(充气) Hydrofluoric acid (gas filled)*∞		D		D	
铬 酸*∞ Chromic acid*∞	<10	B	C	C	
		C(沸点) C(Boiling point)			
	20～30	B	D	D	D
	50	D			
	100	D			
硼 酸∞ Boratic acid∞	<30	A	A	A	A
		A(沸点) A(Boiling point)			
	40	B	B	B	B
		B(150)			
	50	B	B	B	B

介质名称 Medium name	浓度 Concentration (%)	温度 Temperature(℃) 25	50	80	100
		C(200)			
硼 酸∞ Boratic acid∞	70～80	D			
	70～80	D(120)			
	100	B	B		
		D(200)			
混酸：硫酸＞50%+硝酸<50%+水>20% Mixed acid: sulphuric acid>50%+nitric acid <50%+water>20%		B	B	B	D(沸点) D(Boiling point)
硫酸20～60%+硝酸<25%+水>20% Sulphuric acid 20～60%+nitric acid<25%+water>20%		D			
硫酸15%+硝酸5%+水80% Sulphuric acid 15%+nitric acid 5%+water 80%		B	B	B	B (沸104) (Boiled 104)
氢氧化钠 Sodium hydroxide	<50	A	C	C	D
		D*(200)			
	70*	B	B	B	D*
		D*(200)			
	80*	B	B	B	D
		D*(200)			
	100	B	B	B	B
		C(316)		D(370)	
氢氧化钾* Potassium hydroxide*	<50	B	B	B	B
		B(沸点) B(Boiling point)			
	50	B	B	B	D
		D(200)			
	60～70	B	B	B	C
		C(120)			
	80	B			D
		D(200)			
氢氧化钾 Potassium hydroxide	100	A			
		D(250)			
硫酸钠* Sodium sulphate*		A	A	A	A
		A(200)		B(840)	

铸铁和低碳钢泵适应介质表

Table of the media suitable to the pump made of cast iron and low carbon steel

介质名称 Medium name	浓度 Concentration (%)	温度 Temperature(℃) 25	50	80	100
硝酸钠∞ Sodium nitrate∞	<70	A	A	A	A
		A(沸点) A(Boiling point)			
	100	B		D	
		D(510)			
碳酸钠 Sodium carbonate	10	A	A	A	A
		A(沸点) A(Boiling point)			
	20~40	B	B	A	A
	100	A	A	A	B
碳酸钠 Sodium carbonat	100	D*(400)		D*(900)	
氯化钠*∞ Sodium chloride*∞	10~30	B	B	B	B
		B(沸点) B(Boiling point)			
	90	D			
	100	B	B	B	
		D(260)		D(700)	
氰化钠 Sodium cyanide	10	A	A	A	A
	20~30	A			
	40~100	A	A	A	D
		D(700)			
硅酸钠 Sodium silicate		A	A	A	A
		D(800)			
醋酸钠∞ Sodium acetate∞	10	A	A	A	A
		A(150)			
	20~60	B	B	B	B
	100	B	B	B	B
		B(370)			
柠檬酸钠 Sodium citrate	<40	B	B	B	B
	100	B			
硫酸钾 Potassium sulphate	<饱和	A	A	A	A
		A(沸点) A(Boiling point)			
	100	D(200)			
硝酸钾 Saturation	<80	B	B	B	B
		B(沸点) B(Boiling point)			
	100	A	A	A	A
		A(560)			
氟化钾 Potassium fluoride		B	B	B	B
氰化钾 Potassium cyanide	<30	A	A	A	A
	40~	B	B	B	B

介质名称 Medium name	浓度 Concentration (%)	温度 Temperature(℃) 25	50	80	100
氰化钾 Potassium cyanide	90				
	100	B			
重铬酸钾 Heavy potassium chromate	<30	A	A	A	A
		A(沸点) A(Boiling point)			
	40～60	A	A	A	A
	100	B			
高锰酸钾 Potassium permanganate	<30	B	B	B	B
		B(沸点) B(Boiling point)			
	100	B			
氯化钙*∞ Calcium chloride*∞	<20	A	A	A	D
	30～80	B	B	B	D
	100	B			
		D(150)			
氟化钙 Calcium fluoride	10	A	A	A	A
	100	A	A	A	A
过氧化氢(PH>7) Solozone(PH>7) (双氧水) (Hydrogen peroxide solution)	10～40	B	B	B	B
		B(沸点) B(Boiling point)			
	90	A	A		
	100	B			C
氨 水 Ammonium water		A	A	A	A
氨 (无水) Ammonium (free of water)		A	A	A	A
		A(316)		A(500)	
甲 醇 Methanol	<100	A	A	A	A
	100	A	A	A	C
乙 醇 Alcohol		A	B	B	B
丙 醇 Propanol		A	A	A	A
丁 醇 Butanol		A	A	A	A
甲 醛∞ Formaldehyde∞	<40	A	A	A	A
		A(150)			
	50	A	A	B	B
		B(300)			
	60～70	A	A		
	80～90	A	A	A	
	100	A			
乙 醛 Acetaldehyde		A	A	A	A
丙 醛 Propionic aldehyde		A			
丁 醛 Butyric aldehyde		A	A	A	A
(二)甲醚 Dimethyl ether		B	B	B	B

介质名称 Medium name	浓度 Concent-ration (%)	温度 Temperature(℃) 25	50	80	100
乙 醚 Ethyl ether		A	A	A	A
丙 酮 Acetone		A	A	A	A
甲 烷 Methane		A	A	A	A
		A(370)			
乙 烷 Ethane		A	A	A	A
		A(316)			
丙烷 (液及气) Propane(liuid and gas)		A	A	A	A
丁 烷 Tetrane		A	A	A	A
汽油(高辛烷值) Gasoline(high value of octane)		B	B	B	
汽油(喷汽机燃料) Gasoil(fuel of steam sprayer)		B	B	B	
煤 油 Coal oil		A	A	A	A
		A(200)			
三乙醇胺 Triethanolamine		B	B	B	B

介质名称 Medium name	浓度 Concent-ration (%)	温度 Temperature(℃) 25	50	80	100
植物油 Vegetable oil		A	A	A	A
		A(350)			
豆 油 Soy bean oil		A	A	A	A
玉米油 Corn oil		A	A	A	A
棉子油 Cottonseed oil		A	A	A	A
饮用水 Drinking water		A	A	A	A
海 水 Sea water	流 速 Flowrate				
	<1.5m/s	A∞		A	
	>1.5m/s	A∞			

铬18镍12钼(钛)(316,316L)不锈钢泵的适应介质表
Table of the media suitable to the pump made of Cr18Ni12Mo(Ti) (316,316L) stainless steel

介质名称 Medium name	浓度 Concent-ration (%)	温度 Temperature(℃) 25	50	80	100
硫酸*(充气) Vitriol* (gas filled)	<5	B	B	D	D
	10～30	B	C	D	D
	40～50	C	D	D	
	60～70	D	D	D	
	90	B①	C	D	D
	100	B	C	C	C
		D(120)			
硫酸*(不充气) Vitriol* (without gas filled)	<5	B	D	D	D
	20～80	D	D	D	D
	80～90	B	D	D	
	100	B	B	B	C
硝 酸 Nitric acid	<20	A	A	A	A
		C(120)		D(150)	
	30～60	A	B	B	B
		D(120)			
	70	A	B	B	
	80	A	B	D	
	90	A	D		
	100	A②	D		
磷酸*(充气) Phosphoric acid (gas filled)	<25	A	A	A	A
		A(沸点) A(Boiling point)		D(>120)	
	25-50	A	A	A	B

介质名称 Medium name	浓度 Concent-ration (%)	温度 Temperature(℃) 25	50	80	100
		D(120)			
	50～85	A	B	B	B
		D(120)			
	90	D			
	100	B			
磷酸*(不含氧) Phosphoric acid*(containing no oxygen)		B	B	B	B
氢氟酸(不充气) Hydrofluoric acid (without gas filled)	<100	D			
	100	B			
氢氟酸(充气) Hydrofluoric acid (gas filled)	<10	B			
	10～90	D			
	100	B			
碳 酸 Carbethylic acid	10	B			
	30				A
	100	A	A	A	A
		A(816)			
铬 酸 Chromic acid		D			D
氯 酸∞ Chloric acid∞		D			
四磷酸 Tetra-phosphoric acid		B			
硼 酸∞ Boratic acid∞	<10	A	A	A	A
		A(沸点) A(Boiling point)			
	20～50	B	B	B	B

介质名称 Medium name	浓度 Concent-ration (%)	温度 Temperature(℃) 25	50	80	100
		B(150)		B(沸点) B(Boiling point)	
	70～80	B		D(120)	
	100	B	B	D(250)	
王 水 Nitro-hydrochloric acid		D			
混酸：硫酸>50%+硝酸<50%+水<20% Mixed acid: sulphuric acid>50%+nitric acid<50%+water<20%		B	B	B	
		D(沸点) D(Boiling point)			
		D			
混酸：硫酸20～60%+硝酸<25%+水<20% Mixed acid: sulphuric acid>20～60%+nitric acid<25%+water<20%		D			
混酸：硫酸30%+硝酸15%+水55% Mixed acid: sulphuric acid 30%+nitric acid 15%+water55%		B	B	B	
		B(沸点) B(Boiling) (110)			
混酸：硫酸15%+硝酸5%+水80% Mixed acid: sulphuric acid 15%+nitric acid 5%+water80%		B	B	B	
		B(沸点) B(Boiling) (110)			
甲 酸∞③ Aminic acid	<5	B	B	B	B
	>5	C	C	C	C
		D(沸点) D(Boiling point)			
醋酸*③(不充气)(乙酸) Acetic acid* (without gas filled) (acetic acid)	<50	A	A	A	A
	60～90	B	B	B	B
	100	B	B	B	B
		D(200)			
醋酸(充气) Acetic aicd (gas filled)	<40	A	A	A	A
		B(150)		D(200)	
	50	A	B	B	B
	60～90	A	B	B	C
	100	A	B	B	C
		D(150)			
氢氧化钠 Sodium hydroxide	<20	A	A	A	A
		B(沸点) B(Boiling point)		D(150)	
	30～50	A	A	B	D
		D*(150)			
	70	A	A	B	B
		D*(150)			
	80	A	A	B	D*
		D(260)		D(370)	

介质名称 Medium name	浓度 Concent-ration (%)	温度 Temperature(℃) 25	50	80	100
氢氧化钠 Sodium hydroxide	100	A	A	A	A
		C(260)		D(370)	
氢氧化钾* Potassium hydroxide*	<50	A	A	A	A
		A(沸点) A(Boiling point)			
	50	B	B	B	D
		D(200)			
	60～70	B	B	B	C
		C(150)			
	80	B			
		D(200)			
	100	A			
		D(260)			
硫酸钠 Sodium sulphate		A	A	A	A
		A(200)		B(840)	
硝酸钠 Sodium nitrate	<70	A	A	A	A
		A(沸点) A(Boiling point)			
	100	B			
		A(510)			
碳酸钠 Sodium carbonate	10	A	A	A	A
		A(沸点) A(Boiling point)			
	20～40	B	B	A	A
		A(沸点) A(Boiling point)			
	100	B	B	B	B(260)
		D*(400)		D*(900)	
氯化钠*∞ Sodium chloride*∞	10	B	D		
	20～30	B	B	B	B
		B(沸点) B(Boiling point)		D(120)	
	90	D			
	100	A	D(700)		
碳酸氢钠 Sodium bicarbonate		A	A	A	A
氰化钠∞ Sodium cyanide*∞	<10	A	A	A	A
	20～30	A			
	40～100	B			D
		D(700)			
硅酸钠 Potassium silicate		A	A	A	A
		D(800～100)			
硫酸钠 Potassium sulphate	<100	A	A	A	A
		A(沸点) A(Boiling point)			

介质名称 Medium name	浓度 Concentration (%)	温度 Temperature(℃) 25	50	80	100
	100	A			
硝酸钾 Potassium nitrate	<80	B	B	B	B
		B(沸点) B(Boiling point)			
	100	B			
		B(550)			
碳酸钾 Potassium bicarbonate	<70	B	B	B	B
		B(沸点) B(Boiling point)			
	100	B	B	B	B
氟化钾 Potassium fluoride		B	B	B	B
氰化钾 Potassium cyanide	<90	B	B	B	B
	100	B			
重铬酸钾 Heavy potassium chromate	<30	A	A	A	A
		A(沸点) A(Boiling point)			
	40～60				A
	10	B			
高锰酸钾 Potassium permanganate	<30	B	B	B	B
氯化钙*[∞] Calcium chloride*[∞]	10	B	D		
	20～30	B	B		
	40～90	B	B	B	
		D(沸点) D(Boiling point)			
	100	A	A	A	A
	50	C(-18)			
氟化钙 Calcium fluoride	10	A	A	A	A
	100	A	A	A	A
甲 醇 Methanol	<100	A	A	A	A

介质名称 Medium name	浓度 Concentration (%)	温度 Temperature(℃) 25	50	80	100
	100	A	A	A	A
乙 醇 Alcohol		A	A	A	A
乙二醇 Ethandiol		A	A	A	A
甲 醛[∞] Formaldehyde[∞]	<40	A	A	A	A
		A(150)			
	50	A	A	B	B
		B(300)			
	60～70	A	A		
	80～90	A	A	A	
	100	A			
乙 醚 Ethyl ether		A	A	A	A
丙 酮 Acetone		A	A	A	A
醋酸乙脂 Ethyl ester acetate		A	A	B	B
甲 苯 Toluene		A	A	A	A
		A(沸点) A(Boiling point)			
汽 油 Gasoline		A	A	A	A
		A(175)			
煤 油 Coal oil		A	A	A	A
		A(200)			
苯 酚 Phenyl hydroxide	70～90	B	B	B	B
		B(150)		D(200)	
海 水 Sea water	流 速 Flowrate				
	<1.5m/s	A[∞]*		A(PH≈7)	
	>1.5m/s	A[∞]*			

注：① Cr26Mol铁素体钢不耐蚀；
② 高流速和摩擦会增加腐蚀；
③ 不许可含微量盐酸、硫酸或氯化钠。Cr26Mol铁素体钢耐蚀较好。

Note：① Cr26Mol ferritic steel does not withstand corrosion;
② High flowrate and friction may increase corrosion;
③ Not allowed to contain micro chlorhydric acid, sulphuric acid or sodium chloride.Cr26MOl ferritic steel is of a better corrosion resistance.

钛及钛合金泵的适应介质表
Table of the media suitable to the pump of titanium and titanium alloy

介质名称 Medium name	浓度 Concentration (%)	温度 Temperature(℃) 25	50	80	100
硫酸[①](充气) Vitriol[①] (gas filled)	1	B	B	B	B
		B (沸点) B(Boiling point)			
	<3	B	B		D
	<10	B	C	D	D
	10～30	B	C	D	
	40～50	C	D		
	50～100	D	D		
硫酸(不充气) Vitriol (without gas filled)	<10	B			
	10～100	D			

介质名称 Medium name	浓度 Concentration (%)	温度 Temperature(℃) 25	50	80	100
硝 酸 Nitric acid	10	A	A	A	A(150)
		B(200)			
	20	A	A	A	
		A(150)		B(200)	
		D(316)			
	30～80	A	A	A	A(150)
		D(200)			
	80～100	A	A	B	
		B(150)			

介质名称 Medium name	浓度 Concentration (%)	温度 Temperature(℃) 25	50	80	100
盐酸[①](不充气) Chlorhydric acid[①] (without gas filled)	10	B	D		
	20	C	D		
	>30	D			
盐酸[①](充气) Chlorhydric acid[①] (gas filled)	1	B	B	B	B(沸点) B(Boiling point)
	<20	B			D(35)
	30	B	D		
	>50	D			
磷酸(充气) Phosphoric acid (gas filled)	5	B	B	B	B
	<10	B	B	B	
磷酸(充气) Phosphoric acid (gas filled)		D(沸点) D(Boiling point)			
	10～20	B	D		
	30	B	C		D
	40	C	C		
	50～70	C	C	D	
	100	D			
磷酸[①](不充气) Phosphoric acid[①] (without gas filled)		D			
铬 酸 Chromic acid	10	A	A	A	A
		A(沸点) A(Boiling point)			
	<90	A	A	A	A
硼 酸 Boratic acid	10	A	A	A	A
		A(沸点) A(Bolling point)			
	<饱和 <Saturation	A	A	A	A
盐酸1%+硝酸3% Chlorhydric acid 1%+nitric acid 3%		A			
盐酸2%+硝酸1% Chlorhydric acid 2%+nitric acid 1%		A			
王 水 Nitro-hdrochloric acid		A	A	B	B
盐酸4%+硝酸1% Chlorhydric acid 4%+nitric acid 1%		A			

介质名称 Medium name	浓度 Concentration (%)	温度 Temperature(℃) 25	50	80	100
甲酸(不充气) Aminic acid (without gas filled)	<10	A	A	A	
		A(沸点) A(Boiling)			
	30	D			D
	<50	B	B	D	D
	90			D	D
甲酸(充气) Amini acid(gas filled)		B	B	B	B
醋 酸 Acetic acid		A	A	A	A
		A(200)			
氢氧化钾 Potassium hydroxide	10	A	A	A	A
氢氧化钾 Potassium hydroxide		A(沸点) A(Boiling point)			
	20～100	B			D(沸点) D(Boiling point)
		D(260)			
氢氧化钠 Sodium hydroxide	10	A	A	A	A
		A(沸点) A(Boiling point)			
硫酸钠 Sodium sulphate	10～30	A	A	A	A
		A(沸点) A(Boiling point)			
	饱和 Saturation	A	A		
		D(900)			
硝酸钠 Sodium nitrate	<饱和 <Saturation	A	A	A	A
		A(300)			
氯化钠 Sodium chloride	<饱和 <Saturation	A	A	A	A
		A(沸点) A(Boiling point)			
	100	A*(沸点) A*(Boiling point)			
乙醇*[②]Alcohol*		A	A	A	A
乙二醇 Ethandiol		A	A	A	A
乙 醚 Ethyl ether		A	A	A	A
丙 酮 Acetone		A	A	A	A
醋酸乙脂 Ethyl ester acetate		A	A	A	A
甲 苯 Toluene		A	A	A	A
苯 酚 Phenyl hydroxide		A			

注：①含Cu、Ni等离子或其他氧化剂能降低腐蚀。
②含微量Cl⁻的甲、乙醇可能产生应力腐蚀破裂，含2%以上的水时可避免。

Note：①Containing Cu, Ni etc.ions or other oxidants can lower the corrosion.
②Both methanol and alcohol containing micro cl⁻ may produce stress corrosive craking,which can be avoided by containing more than 2% water.

ZGOOCr20Ni25Mo4.5Cu1.5(904L)耐腐蚀性能表
ZGOOCr20Ni25MO4.5CU1.5(904L)Table of anti-corrosive performance

介质名称 Medium name	介质条件 Medium condition		腐蚀情况 Corrosion condition
	浓度 Concentration(%)	温度 Temperature(℃)	
硫 酸 Vitriol	5-40	60	A
	10	80	B
	20	70	B
	30	70	B
	40	30-50	A
	50	40	A
	50	50	B
	60	20-35	A
	60	40	B
	80-98	40	A
	80-98	50	B

介质名称 Medium name	介质条件 Medium condition		腐蚀情况 Corrosion condition
	浓度 Concentration(%)	温度 Temperature(℃)	
硝 酸 Nitric acid	10-40	20-沸腾 20-Boiling	A
	50	100	A
	60	90	A
	70	100	B
	80	80	B
醋 酸 Acetic acid	1-80	沸腾 Boiling	A
	99.5	200	A
	100	20-75	A
	100	100	A
	100	沸腾 Boiling	A

ZG1Cr13(410)耐腐蚀性能表
ZG1Cr13(410) Table of anti-corrosive performance

介质名称 Medium name	介质条件 Medium condition		延续时间 Extended time	腐蚀情况 Corrosion condition
	浓度 Concentration(%)	温度 Temperature(℃)	h	
硝 酸 Nitric acid	5	20		A
	7	20	720	A
	5	沸腾 Boiling		D
	20	20		A
	20	沸腾 Boiling		A
	50	20		A
	50	沸腾 Boiling	24	C
	65	20		A
	65	沸腾 Boiling	24	D
	90	20		A
	90	沸腾 Boiling		D
醋 酸 Acetic acid	10-50	20		C
	10	沸腾 Boiling		D
蚁 酸 Formic acid	10-50	20		A
	10-50	沸腾 Boiling		D
柠檬酸 Citric acid	1	20		A
	1	沸腾 Boiling		D
	25	20	720	C
氨 Ammonia	溶液或气体 Solution or air	20-100		A
氢氧化钠 Sodium hydroxide	20	20		A
	20	沸腾 Boiling		A
	50	100		D
	浓 液 Thick liquid	20		A

介质名称 Medium name	介质条件 Medium condition		延续时间 Extended time	腐蚀情况 Corrosion condition
	浓度 Concentration(%)	温度 Temperature(℃)	h	
草 酸 Oxalic acid	浓 液 Thick liquid	20		A
	浓 液 Thick liquid	沸腾 Boiling		D
硝酸铵 Ammonium nitrate	约65 About 65	20	1127	A
	约65 About 65	125	110	C